



सत्यमेव जयते

भारत सरकार Government of India

विद्युत मंत्रालय Ministry of Power

उत्तर पूर्वी क्षेत्रीय विद्युत समिति

North Eastern Regional Power Committee

एन ई आर पी सी कॉम्प्लेक्स, डोंग पारमाओ, लापालाङ, शिल्लोंग-७९३००६, मेघालय
NERPC Complex, Dong Parmaw, Lapalang, Shillong - 793006, Meghalaya

No. NERPC/SE(O)/OCC/2026/११३-१५५

Date: 16-06-2026

सेवा में / To,

संलग्न सूची के अनुसार / As per list enclosed.

विषय: 239वीं ऑपरेशन कोऑर्डिनेशन उप-समिति (ओसीसी) की बैठक का एजेंडा-तत्संबंधी।

Subject: Agenda of 239th Operation Coordination Sub-Committee (OCC) Meeting - reg.

महोदय/महोदया,

कृपया अपनी जानकारी और आवश्यक कार्रवाई के लिए 24 जून 2026 को एनईआरपीसी कॉन्फ्रेंस हॉल, शिलांग में आयोजित होने वाली 239वीं ओसीसी बैठक के एजेंडे के साथ यहां संलग्न देखें। कार्यसूची एनईआरपीसी की वेबसाइट www.nerpc.gov.in पर भी उपलब्ध है।

Sir/Madam,

Please find enclosed herewith the agenda of the 239th OCC Meeting to be held at NERPC Conference Hall, Shillong on 24th June 2026 for your kind information and necessary action. The agenda is also available on the website of NERPC: www.nerpc.gov.in.

भवदीय / Yours faithfully,

Encl: As above

दिनेश ०१/३/२६
१६/०६/२०२६

(डी.के. बाउरी/ D.K Bauri)

निदेशक/ Director

परिचालन/ Operation

अभिभाषकों की सूची /List of Addressees:

1. Managing Director, AEGCL, Bijuli Bhawan, Guwahati – 781 001
2. Managing Director, APGCL, Bijuli Bhawan, Guwahati – 781 001
3. Managing Director, APDCL, Bijuli Bhawan, Guwahati – 781 001
4. Managing Director, MSPCL, Electricity Complex, Keishampat, Imphal – 795 001
5. Managing Director, MSPDCL, Secure Office Bldg. Complex, South Block, Imphal – 795 001
6. Director (Transmission), MePTCL, Lumjingshai, Short Round Road, Shillong – 793 001
7. Director (Generation), MePGCL, Lumjingshai, Short Round Road, Shillong – 793 001
8. Director (Distribution), MePDCL, Lumjingshai, Short Round Road, Shillong – 793 001
9. Director (Tech.), TSECL, Banamalipur, Agartala -799 001.
10. Director (Generation), TPGCL, Banamalipur, Agartala -799 001.
11. GM (Transmission), TPTL, Bidyut Bhaban, Banamalipur, Agartala -799 001.
12. Chief Engineer (WE Zone), Department of Power, Govt. of Arunachal Pradesh, Itanagar- 791111
13. Chief Engineer (TP&MZ), Department of Power, Govt. of Arunachal Pradesh, Itanagar- 791111
14. Chief Engineer (Commercial) -cum- CEI, DoP, Govt. of Arunachal Pradesh, Itanagar- 791111
15. Engineer-in-Chief, P&E Department, Govt. of Mizoram, Aizawl – 796 001
16. Engineer-in-Chief, Department of Power, Govt. of Nagaland, Kohima – 797 001
17. ED (O&M), NEEPCO Ltd., Brookland Compound, Lower New Colony, Shillong-793003
18. ED (O&M), NHPC, NHPC Office Complex, Sector-33, Faridabad, Haryana-121003
19. Group GM, NTPC, Bongaigoan Thermal Power Project, P.O. Salakati, Kokrajhar- 783369
20. Vice President (Plant), OTPC, Badarghat Complex, Agartala, Tripura – 799014
21. ED, PGCIL/NERTS, Dongtiah-Lower Nongrah, Lapalang, Shillong -793 006
22. AGM (BD), NVVN, Core 5, 3rd floor, Scope Complex, 7 Institutional Area, Lodhi Rd., N. Delhi-3
23. Vice President, PTCIL, 2nd Floor, NBCC Tower, 15, Bhikaji Cama Place, New Delhi – 110066
24. Dy. COO, CTUIL, “Saudamini”, 1st Floor, Plot No. 2, Sector-29, Gurugram, Haryana – 122001
25. Chief Engineer, GM Division, Central Electricity Authority, New Delhi – 110066
26. Chief Engineer, NPC Division, Central Electricity Authority, New Delhi – 110066
27. ED, NERLDC, Dongtiah, Lower Nongrah, Lapalang, Shillong -793 006
28. CGM, AEGCL, Bijuli Bhawan, Guwahati – 781001
29. CGM, APGCL, Bijuli Bhawan, Guwahati – 781001
30. CGM, DISCOM, Bijuli Bhawan, Guwahati – 781001
31. Head of SLDC, Dept. of Power, Govt. of Arunachal Pradesh, Itanagar – 791111
32. CGM, (LDC), SLDC Complex, AEGCL, Kahilipara, Guwahati-781 019
33. Head of SLDC, MSPCL, Imphal – 795001
34. Head of SLDC, MePTCL, Lumjingshai, Short Round Road, Shillong – 793 001
35. Head of SLDC, P&E Deptt. Govt. of Mizoram, Aizawl – 796 001
36. Head of SLDC, Dept. of Power, Govt. of Nagaland, Dimapur – 797103
37. Head of SLDC, TSECL, Agartala – 799001
38. Chief Engineer (Elect), Loktak HEP, Vidyut Vihar, Kom Keirap, Manipur- 795124
39. DGM (O&M), OTPC, Badarghat Complex, Agartala, Tripura – 799014
40. Director, NETC, 2C, 3rdFloor, D21Corporate Park, DMRC Building Sector 21, Dwarka, Delhi-77
41. AGM Regulatory & Commercial, NER II TL, 10th Floor, Berger Tower, Noida sector 16B-201301
42. Project Head, NERPSIP/PGCIL, Pub Suraj Nagar, Nutun Bazar, Kahelipara, Guwahati- 781019
43. ED, Comprehensive Scheme (Ar. Pradesh), PGCIL, Tayeng Building, Nitivihar, Itanagar-791111



(डी के बाउरी/ D K Bauri)

निदेशक (O) /Director (O)



सत्यमेव जयते

**AGENDA FOR
239th OCC MEETING**

Time: 10:30 Hrs.

Date: 24th June, 2026 (Wednesday)

**Venue: NERPC Conference Hall,
Shillong**

Contents

1. PART-A: CONFIRMATION OF MINUTES	4
1.1. Confirmation of Minutes of 238 th Meeting of OCC Sub-Committee of NERPC 4	
2. PART-B: ITEMS FOR DISCUSSION	4
2.1. (A) SoP/Guidelines for Diversion of RPC-Approved Spare Transformers and Reactors.....	4
2.2. Status of Emergency Restoration System (ERS) for NER -NERPC	6
2.3. Monthly Review of PDMS Data Updation for Newly Added Network Elements during May- 2026-NERPC.....	8
2.4. Collection of Captive Power Plant (CPP) Generation data of NER-NERPC	9
2.5. Expediting the implementation of Guwahati Islanding scheme - NERPC.....	9
2.6. Periodic testing of Power system elements - NERPC	10
2.7. Implementation of revised load quantum for AUFLS scheme for the year 2026-27 in NER – NERPC	12
2.8. Progress of SCADA-EMS upgradation/replacement systems at Regional/State level in North-Eastern Region-Mizoram	14
2.9. DTPC in 220kV Zhadima -NewKohima(KMTL) D/C TL-Nagaland	15
2.10. Data Extraction from Existing SEMs for Integration with AI-based Energy Management & Asset Monitoring System at Kameng HPS -NEEPCO	16
2.11. Additional connectivity of intra state transmission system of Meghalaya with 132 KV Khliehriat (POWERGRID) substation -MePTCL.....	17
2.12. Levy of Transmission charges for Evacuation of Power from Hydro Electric Plants in Brahmaputra Basin -MePTCL.....	18
2.13. Strengthening of 220 kV BTPS–Agia Double Circuit Line-NERLDC.....	19
2.14. Proposal for SPS for the 220 kV BTPS–Agia D/C Corridor-NERLDC.....	20
2.15. Low voltage in Rangia areas of Assam power system-NERLDC.....	21
2.16. Ensuring healthiness of Bus Coupler, isolaters for smooth switching of elements during maintenance activity-NERLDC	23
2.17. Frequent Grid Disturbance due to Outage of 132kV Tuirial-Kolasib Transmission line-NERLDC.....	24
2.18. Violation of TTC/ATC by Assam and Tripura-NERLDC	25
2.19. Conduct of annual self-audits and submission of reports in compliance with Reg. 56 of IEGC, 2023-NERLDC	27
2.20. Non-submission of Demand forecast and Resource Adequacy (RA) data as per IEGC 2023-NERLDC.....	29
2.21. Status of Resource Adequacy data from NER states and revision of data submission format-NERLDC	31
2.22. Operational Planning and Resource Adequacy for July 2026-NERLDC	35

2.23. Review of Outage Planning Procedure and Adherence to Prescribed Timelines and Clarification on Post-OCC Approved Shutdowns -NERPC.....	35
2.24. Outage planning-NERPC	36
2.25. Establishing second communication channels of AGC from Plants (under operation) AGC to NLDC Delhi-NERLDC.....	36
2.26. Automatic Generation Control (AGC) in Indian Grid (Agenda 3.18 of 33rd NETeST Meeting)-NERLDC	37
2.27. Submission of Comments/Feedback on NER Operating Procedure 2026-NERLDC	40
2.28. Grid Incidence occurred in NER power system due to earthquake on 7th June'2026-NERLDC	41
2.29. Status of Pending Bay Upgradation Works at Panchgram and Lumshnong Ends of the 132 kV Lumshnong–Panchgram Line-NERLDC	43
PART-C: ITEMS FOR UPDATE/FOLLOW-UP	44
3.1. Energisation of 400 kV Lower Subansiri–BNC I & II Circuits from Lower Subansiri side-NERLDC.....	44

NORTH EASTERN REGIONAL POWER COMMITTEE

AGENDA FOR 239th OCC MEETING TO BE HELD ON 24.06.2026 (WEDNESDAY) AT 10:30 HRS

1. PART-A: CONFIRMATION OF MINUTES

1.1. Confirmation of Minutes of 238th Meeting of OCC Sub-Committee of NERPC

The minutes of 238th meeting of OCC Sub-committee held on 15.05.2026 at Hotel Nandan, Guwahati were circulated vide letter No. NERPC/SE (O)/OCC/2026/678-720 dated 26th May 2026.

No comments were received from constituents

Sub-committee may confirm the minutes of 238th OCCM

2. PART-B: ITEMS FOR DISCUSSION

2.1. (A) SoP/Guidelines for Diversion of RPC-Approved Spare Transformers and Reactors

(B) Rotation Mechanism for RPC-Approved Regional Spare Transformers and Reactors-NERPC

Final Standard Operating Procedure (SoP)/Guidelines for Diversion of RPC-Approved Spare Transformers and Reactors to the Constituents/State Transmission Utilities (attached as Annexure-X) was deliberated in the 236th OCC Meeting, wherein Director, NERPC informed that the SoP had been approved in principle in the 17th National Power Committee (NPC) meeting and comments had been invited from stakeholders across all regional power committees.

Accordingly, NERPC informed that the draft SoP was circulated to all NER utilities on 16.03.2026 for furnishing their observations. During the

discussion, POWERGRID stated that, at present, six NERPC-approved regional spare transformers/reactors are available in the region.

Further, it was noted that, pursuant to the deliberations of the 17th NPC meeting, it had been decided to evolve a suitable mechanism for periodic rotation and/or utilization of spare transformers and reactors, either within the owning utility or among the constituents and State Transmission Utilities (STUs), so as to ensure their operational readiness and to prevent prolonged idle storage.

Further, as per the final SoP Clause (C)(ii), which stipulates that diversion of regional spares to utilities other than State Transmission Utilities is generally not envisaged under normal circumstances. However, with the approval of the RPC forum, such diversion may be permitted under exceptional circumstances. In this regard, private Transmission Service Providers (TSPs) may indicate their willingness and views on the proposed provision.

Operating Procedure (SoP)/Guidelines for Diversion of RPC-approved regional spares were again deliberated in the 238th OCCM and Forum has in principle agreed to the SoP for diversion of spares.

Regarding Rotation mechanism for spares, forum requested Powergrid to prepare a draft SoP and present to the forum in next OCCM.

The details of presently available 6 nos NERPC approved regional spares are as given below:

Sl No	Substation (Region)	Cold spare Transformer/Reactor	Voltage (kV)	Capacity	Make
1	Balipara	Reactor	400	63 MVar	BHEL
2	Ziro	Transformer	132/33	5 MVA	Vijai Electricals
3	Mariani	Transformer	400/220/33	500MVA	TOSHIBA
4	Dimapur	Transformer	220/132	100	SIEMENS
5	SILCHAR	Reactor	400	125 MVAR	BHEL
6	Nirjuli	Transformer	132/33	50 MVA	TBEA

11 number of regional spare Transformers and Reactors had been approved in the 28th TCC- 28th NERPC Meeting as per CERC Committee recommendation. The list is placed at **Annexure2.1**.

Further, regarding diversion of regional spares to utilities other than State Transmission Utilities like private Transmission Service Providers (TSPs) under exceptional circumstances the forum envisaged to reserve all the rights with NERPC forum.

Further P&E Dept Mizoram vide their letter dated 20.05.2026 conveyed their acceptance for SOP however requested to drop the Para E(e) Penalty Clause from SOP.

Subsequently, NPC vide mail dated 15/06/2026 communicated the revised draft SOP for diversion of spares which is given at Annexure.

Power Grid may present the draft SOP for Rotation mechanism for spares and status of 11 no of approved regional spare Transformers and Reactors.

Forum may deliberate.

2.2. Status of Emergency Restoration System (ERS) for NER -NERPC

Ministry of Power vide DO letter dated 05.12.2014 highlighted the necessity of deployment of adequate ERS infrastructure with the states and requested states to issue necessary directives to Transmission utilities/Transmission lines operating in states to procure appropriate number of ERS infrastructure and placed them at strategic location.

As per MoP Guidelines dated 05.12.2014, the ERS requirement is linked to the circuit kilometre (ckm) of transmission lines operated by a licensee:

- A. <500 ckm: May enter into mutual agreement for ERS sharing.**
- B. 500–5000 ckm: Minimum 1 ERS set to be maintained.**

C. >10,000 ckm: Minimum 3 ERS sets to be maintained and so on.

Status of ERS availability against the prescribed requirement as follows:

Sl. No.	Utility/State	Total ckt Km	No. of ERSs set required as the guideline	Availability of the ERS set
1	Powergrid	9000	2	2
2	KMTL	254	1	NIL
3	Sterlite (NBTL+MUML)	380	Tie up required with agency	1
4	NTL (Indigrid)	823		The parent company IndiGrid owns one set of ERS (16 towers) for all five regions. It will be moved as and when needed.
5	NETC	1326.67		1 Set (16 ERS towers - 10 Suspension and 6 Tension)
6	Ar. Pradesh	409		NIL
7	Assam	5426	2	2
8	Manipur	955	1	
9	Meghalaya	1801	1	NIL
10	Mizoram	1034	1	
11	Nagaland	517	1	

MOP vide letter ref. No. 34/7/2025-TRANSMISSION (MoP) dated 19.08.2025 has conveyed in-principal approval for procurement of 20 sets (300 towers) ERS under Public Procurement (Preference to Make in India) through Regulated Tariff Mechanism (RTM) to POWERGRID. Out of 20 sets of ERS (300 towers) suitable for 400kV Transmission Lines being procured, 4 sets of ERS towers (60 towers) shall be kept in North Eastern Region. This was discussed in 236th OCCM and Powergrid was directed to prepare a SoP for modalities of sharing the ERS with states, user charges etc. and circulate the same to the states for their comments.

Powergrid may updated the status of procurement of 4 approved ERS for NER and present SOP for modalities of sharing the ERS with states.

2.3. Monthly Review of PDMS Data Updation for Newly Added Network Elements during May- 2026-NERPC

During the 238th OCC meeting, Member Secretary, NERPC appreciated the efforts made in finalizing the AMC of the Power Data Management System (PDMS) at a reduced annual cost while incorporating additional scope of work. It was emphasized that the utility of PDMS can be fully realized only when the data available in the system remains accurate, complete, and updated.

The forum was also informed that NERPC and NERLDC shall coordinate with PRDC to ensure that all relevant data pertaining to transmission and generation elements are updated in PDMS prior to issuance of First Time Charging (FTC) approval for any transmission element.

Further, Director (Operation), NERPC suggested that all upcoming ISTS as well as intra-state transmission and generating elements may be brought before the OCC on a monthly basis so that their technical details, connectivity information, protection data, and other relevant particulars can be incorporated in PDMS in a timely and systematic manner.

In line with the above deliberations, NERLDC and all constituent utilities are requested to furnish the details of all newly added Inter-State Transmission System (ISTS), Intra-State Transmission System (InSTS), generating stations, IPPs, and other associated network elements commissioned/added during the month of May 2026, so that the same can be incorporated and validated in the PDMS database in a timely manner.

Forum may review the status of PDMS data updation for newly added network elements during May 2026 and advise necessary action for timely submission and validation of data.

2.4. Collection of Captive Power Plant (CPP) Generation data of NER- NERPC

Background:

The present electricity generation figures include only utility-based generation and exclude Captive Power Plants (CPPs), resulting in an incomplete assessment of total electricity generation and actual power consumption. The Central Electricity Authority (CEA) currently collects annual CPP generation data for plants of 0.5 MW and above from State DISCOMs under Format-21 of the Central Electricity Authority (Furnishing of Statistics, Returns and Information) Regulations, 2007. To strengthen data collection, CEA is developing an online portal for monthly reporting. In a meeting held on 15 April 2026, chaired by the Chairperson, CEA, it was directed that CPP data collection through the portal be pursued and monitored in OCC forums with participation of Regional Power Survey Offices (RPSOs).

In 238th OCC Meeting, it was decided that all NER States to coordinate with the respective captive generating stations for expeditious onboarding on the CEA portal and ensure timely submission of generation data by the 10th of every month. Till complete onboarding is achieved, the required data shall continue to be submitted to NERPC.

States may update the forum on the status of onboarding of CPPs on the CEA portal and submission of requisite data for the month of May 2026.

2.5. Expediting the implementation of Guwahati Islanding scheme - NERPC

Guwahati islanding scheme has already been approved by the PSDF monitoring committee. Also, Technical Specifications were finalised in November 2025. It is noted by NERPC that AEGCL has still not started with the tendering process because of the non-approval of the OPGW and communication equipment part of the Islanding scheme. In 33rd NETEST meeting AEGCL informed the forum that commissioning of OPGW and

communication equipment required for Guwahati Islanding Scheme has been proposed under the State Reliable Communication Scheme for necessary PSDF funding. Thus, the tender of the Guwahati Islanding Scheme will be floated after getting sanction approval for the reliable communication scheme from PSDF.

It is to be noted that any delay in tendering may lead to a significant variation between the sanctioned amount and the eventual LoA value.

The matter was also discussed in a special meeting organised by NERPC on 09.06.2026. In the meeting, it was noted that only few substations and Karbi-Langpi station will not be integrated in the Island due to lack of OPGW connectivity, however the basic architecture of the scheme will remain same without these stations/substations and when OPGW connectivity is established with these stations-substation, they can be smoothly integrated in the Island. The form had requested AEGCL to go ahead with tendering process right away and it was noted that the load-generation balancing may be temporarily modified after discussions in the OCC meetings.

Forum may deliberate.

2.6. Periodic testing of Power system elements - NERPC

As per IEGC 2023 As per IEGC 2023 Clause 40 (1), periodic testing of all the power system elements shall be carried out by the equipment owners for ascertaining the correctness of mathematical models used for simulation studies as well as ensuring desired performance during an event in the system.

The details of the tests to be performed are provided below –

TABLE 9 : TESTS REQUIRED FOR POWER SYSTEM ELEMENTS

Power System Elements	Tests	Applicability
Synchronous Generator	<ol style="list-style-type: none"> (1) Real and Reactive Power Capability assessment. (2) Assessment of Reactive Power Control Capability as per CEA Technical Standards for Connectivity (3) Model Validation and verification test for the complete Generator and Excitation System model including PSS. (4) Model Validation and verification of Turbine/Governor and Load Control or Active Power/ Frequency Control Functions. (5) Testing of Governor performance and Automatic Generation Control. 	Individual Unit of rating 100MW and above for Coal/lignite, 50MW and above gas turbine and 25 MW and above for Hydro.
Non synchronous Generator (Solar/Wind)	<ol style="list-style-type: none"> (1) Real and Reactive Power Capability for Generator (2) Power Plant Controller Function Test (3) Frequency Response Test (4) Active Power Set Point change test. (5) Reactive Power (Voltage / Power Factor / Q) Set Point change test 	Applicable as per CEA Technical Standards for Connectivity.
HVDC/FACTS Devices	<ol style="list-style-type: none"> (1) Reactive Power Controller (RPC) Capability for HVDC/FACTS (2) Filter bank adequacy assessment based on present grid condition, in consultation with NLDC. (3) Validation of response by FACTS devices as per settings. 	To all ISTS HVDC as well as Intra-State HVDC/FACTS, as applicable

These tests must be conducted once every five (5) years or after major retrofits by the equipment owners. The owners shall also submit a testing plan for the next year to the concerned RPC by 31st October to ensure proper coordination

during testing. This matter also stands discussed in various earlier OCC meetings and recently in 237th OCC meeting.

In this regard, NERLDC has created a google spreadsheet to collate the data on testing schedules, and the link was shared in 237th OCC meeting.

All concerned utilities may update on the testing schedules and submission of reports to NERPC and NERLDC.

2.7. Implementation of revised load quantum for AUFLS scheme for the year 2026-27 in NER – NERPC

NPC Secretariat, CEA has calculated the relief quantum at each stage of AUFLS for the FY 2026-27. The same has been provided below-

Sr No	Sta ge	Frequen cy (Hz)	Demand Disconnect ion	Quantum of Load shed in MW					
			(%)	NR	WR	SR	ER	NE R	All Indi a Load shed
AUFLS Set Points and Percentage Quantum of Relief				NR	WR	SR	ER	NE R	All Indi a Load shed
1	Stag e 1	49.4 Hz	5.00%	3905	3574	3175	143 9	17 9	1227 1
2	Stag e 2	49.2 Hz	6.00%	4685	4288	3810	172 7	21 5	1472 5
3	Stag e 3	49.0 Hz	7.00%	5466	5003	4445	201 5	25 0	1717 9
4	Stag e 4	48.8 Hz	7.00%	5466	5003	4445	201 5	25 0	1717 9
Total (in MW)				1952	1786	1587	719	89	6135
				3	9	4	5	4	4

Sr. No.	Stage	Frequency (Hz)	Demand Disconnection	As per NPC Calculations for NER	Already Proposed quantum in NER
AUFLS Set Points and Percentage Quantum of Relief				(in MW)	(in MW)
1	Stage 1	49.4 Hz	5.00%	179	183
2	Stage 2	49.2 Hz	6.00%	215	220
3	Stage 3	49.0 Hz	7.00%	250	257
4	Stage 4	48.8 Hz	7.00%	250	257
Total (in MW)				894	917

The state wise Proposed load relief for NER States for the FY 2024-25:

State	stg I (MW)	Stg II (MW)	Stg III (MW)	Stg IV (MW)
Ar. Pradesh	8.659594937	10.39151392	12.12343291	12.12343291
Assam	112.3419494	134.8103392	157.2787291	157.2787291
Manipur	11.54612658	13.8553519	16.16457722	16.16457722
Meghalaya	18.85556962	22.62668354	26.39779747	26.39779747
Mizoram	7.542227848	9.050673418	10.55911899	10.55911899
Nagaland	8.100911392	9.721093671	11.34127595	11.34127595
Tripura	16.85362025	20.2243443	23.59506835	23.59506835
Total	183.9	220.68	257.46	257.46

The state wise division of the load relief quantum already under operation:

State	stg I (MW)	Stg II (MW)	Stg III (MW)	Stg IV (MW)
Ar. Pradesh	10	14	12	10
Assam	90	125	113	115
Manipur	10	10	10	10
Meghalaya	25	25	25	25
Mizoram	5	5	5	5
Nagaland	10	10	10	10
Tripura	15	12.2	21.2	30
Total	165	201	196	205

Forum may deliberate

2.8. Progress of SCADA-EMS upgradation/replacement systems at Regional/State level in North-Eastern Region-Mizoram

The 26th Monitoring Committee of PSDF had assigned POWERGRID for SCADA-EMS upgradation/replacement systems at Regional/State level in North-Eastern Region. PSDF has agreed to provide 70% of the cost of the project as grant and 30% of the cost of the project shall be contributed by POWERGRID as an equity.

Accordingly, POWERGRID wrote a letter to NER-SLDC vide ref. CC-GA&C-NER ULDC III-01 dated 25.02.2026, has prepared a Cost estimate for the Project based on the DPR inputs received from Grid-India submitted for PSDF funding in 2024. The cost of the project is estimated at ₹484.61 Cr. excluding AMC based on the latest 'Schedule of Rates' of POWERGRID. The project life has been considered as 7 years from the date of Operational Acceptance, and the Project implementation period is 24 years.

The 31st TCC meeting at Aizawl recommended that the AMC component of the project should also be executed by Powergrid along with the project implementation as approved by PSDF Monitoring Committee.

The 31st NERPC meeting at Aizawl in its decision/recommendation emphasized that the comprehensive DPR already includes the AMC, the forum

advised POWERGRID to proactively take up the matter with their higher management to secure the necessary approvals for executing the AMC component.

During the deliberations of the TCC and NERPC, constituent States unanimously expressed the view that the AMC component should be executed by POWERGRID along with the project implementation. However, POWERGRID had indicated that approval from its higher management is required for undertaking the AMC.

In this regard, the Committee may deliberate on the necessity of including the AMC cost within the overall project framework and the modalities for its execution and cost recovery.

POWERGRID may update the forum on the status of approval for execution of the AMC component of the SCADA-EMS upgradation project.

Forum may deliberate on the modalities for AMC implementation and cost recovery.

2.9. DTPC in 220kV Zhadima -NewKohima(KMTL) D/C TL-Nagaland

PROTECTION SYSTEM AT 220/132/33KV ZHADIMA SUB-STATION

The Double Circuit 220kV KMTL New Kohima (Zhadima) Sub-station to 220/132/33kV Zhadima, DoPN is a 2.6KM line. In both the circuit a Distance Protection (Micom P442) of Schneider Electric make was installed at Zhadima DoPN end. However, these distance protection relays were replaced by a Line Differential Protection Relay (87L) as NER Protection Protocol/Philosophy has mandated the use of Line Differential Protection (87L) relay in 220kV lines shorter than 10KM. At present two 87L relays are installed, GE P543 as Main-I and GE Multilin L90 as Main-II, and distance protection enabled as back up. Both the relays have dedicated fiber optic ports for communication. The lines are yet to be charged.

REQUIREMENT OF DIGITAL TELEPROTECTION COUPLER (DTPC)

Before the signing of connection agreement with KMTL,CTU and other stake holders, CTU has insisted on mandatory installation of DTPC in the above lines.

REQUEST TO NERPC

As mentioned above, both the installed Micom relays at Zhadima DoPN end are connected to KMTL end relays by a dedicated fiber optics channel. As such, DOP Nagaland is of the view that not only 87L relay would ensure fast tripping (almost instantaneous) like carrier aided schemes in DTPC would do but also it would be able to cover the entire line length (2.6KM) instantaneously, supported by distance protection as backup if digital communication fails. Therefore, DoP Nagaland would like to request NERPC for waiver of the mandatory requirement of DTPC in this very short line as insisted upon by CTU.

Forum may deliberate.

2.10. Data Extraction from Existing SEMs for Integration with AI-based Energy Management & Asset Monitoring System at Kameng HPS - NEEPCO

Kameng is planning to implement an advanced Energy Management System (EMS) integrated with an AI-based Asset Monitoring and Preventive Maintenance platform across its power stations. The proposed system aims to facilitate real-time monitoring of critical plant assets by collecting and analyzing operational parameters as recommended by the respective OEMs on real time basis. For effective EMS implementation, real-time comparison of scheduled generation vis-à-vis actual ex-bus generation on a block-wise basis is also required. To achieve this objective, Kameng HPS is need to extract data from the existing Special Energy Meters (SEMs)/commercial meters of L&T / Secure make installed at ICT Bays, Feeders and Units bays in a read-only mode through industry-standard communication protocols such as RS-232/RS-485/Modbus/Ethernet/IEC/TCP/IP, etc., as supports and available in the existing meters. The data will be interfaced with an OPC server solely

for reading purposes, without any modification, interference or impact on meter functionality, metering accuracy or existing communication arrangements.

Forum may deliberate.

2.11. Additional connectivity of intra state transmission system of Meghalaya with 132 KV Khliehriat (POWERGRID) substation - MePTCL

The existing connectivity of Meghalaya with 132 KV Khliehriat (POWERGRID) substation is via a 132 KV D/C line with 132 KV Khliehriat (MePTCL) substation. While reconductoring with HTLS conductor of 132 KV Khliehriat (PGCIL) – Khliehriat (MePTCL) line 1 has been completed, reconductoring of the 2nd circuit which belongs to MePTCL will be completed by December 2026.

From 132 KV Khliehriat (MePTCL) substation, the 132 KV connectivity with Shillong load centre is only through two 132 KV S/C lines. N-1 redundancy of these long lines is threatened during hydro generation season with full intra state and ISGS generation. It is, therefore, expedient that an alternate route linking 132 KV Khliehriat (POWERGRID) / 132 KV Khliehriat (MePTCL) substations with the capital city and its suburbs be established.

Since conversion of AIS to GIS at 132 KV Khliehriat (POWERGRID) substation is in progress and considering that consequent space for future 132 KV bays would be available, utilization of at least two (2) spare 132 KV line bays at 132 KV Khliehriat (POWERGRID) substation for connectivity with a proposed 132/33 KV substation at Meghalaya and extended connectivity with Shillong capital area suburbs is requested from POWERGRID NERTS. This proposal and related power system study files (PSS@E CTU save cases) have been submitted to CTU and CEA (PSPA-II) for study and incorporation in the Transmission Adequacy Report for Meghalaya up to 2036-37.

Availability of spare 132 KV bays at 132 KV Khliehriat (PGCIL) substation has been confirmed by NERTS for which a request was made by NERTS for taking up the matter in the OCC forum for working out the modalities in connectivity.

MePTCL may apprise the forum regarding the proposed utilization of spare 132 kV bays at Khliehriat (POWERGRID) S/S for establishing an alternate connectivity route to Shillong load centre.

Forum may deliberate on the modalities and feasibility of the proposed connectivity.

2.12. Levy of Transmission charges for Evacuation of Power from Hydro Electric Plants in Brahmaputra Basin -MePTCL

During the 51st CMETS-NER held on 29.01.26, CTU informed that In-principle Connectivity of 2880 MW was granted to NHPC Ltd. for its Dibang HEP in Arunachal Pradesh under Regulation 37.2 of GNA Regulations, 2022 with start date as 27-09-2031 vide CTU intimation dated 23-11-2023 wherein it was mentioned that transmission system for evacuation of power from the said generation shall be taken up 3-4 years prior to the start date of the Connectivity.

CEA has published a report on “Master Plan for Evacuation of Power from Hydro Electric Plants in Brahmaputra Basin” in October 2025 wherein transmission systems for various HEPs in Brahmaputra basin have been identified including Dibang HEP. The augmentation in ISTS have been envisaged in the said report to be implemented as common transmission system to evacuate power of HEPs in the Brahmaputra basin (para 17.8 of the report).

Since the associated transmission system will entail considerable transmission charges for the NER States and taking into account the anticipated export scenario from NER to other regions, the forum may perhaps deliberate as to whether the transmission charges can be included under NC-RE component.

Forum may deliberate.

2.13. Strengthening of 220 kV BTPS–Agia Double Circuit Line-NERLDC

As per the minutes issued by the CEA meeting held on 15.05.2026 regarding the Chapar Thermal Project, the existing 220 kV Agia–Boko–Mirza link is proposed to be shifted to the 400/220 kV New Agia Substation. Consequently, the existing Agia Substation and the proposed New Agia Substation will become physically isolated from each other. The implementation of the approved transmission scheme is expected by 2029–30.

Until the commissioning of the approved scheme, the 220 kV BTPS–Agia D/C line will continue to operate under the existing network configuration. Under such circumstances, the loading on the 220 kV BTPS–Agia D/C line is expected to remain higher side.

As communicated by AEGCL, each circuit of the 220 kV BTPS–Agia D/C line has a current carrying capability of up to 500 A, corresponding to approximately 190 MVA. The loading on this line is expected to increase further due to the growth in Assam's demand.

System studies indicate that, under high-demand operating conditions, the outage of the 400 kV Bongaigaon–Azara line may result in critical loading on each circuit of the 220 kV Agia–BTPS D/C line. Any subsequent outage of the 220 kV Agia–BTPS D/C line under such stressed conditions may lead to cascading outages within the Assam power system and could result in grid disturbances affecting both the Capital Region and the BTPS–Rangia area of the NER grid.

In view of the above, the strengthening of the 220 kV BTPS–Agia D/C line may be taken up on a priority basis to ensure reliable and secure grid operation.

AEGCL may apprise the forum regarding the proposed strengthening of the 220 kV BTPS–Agia D/C line in view of the anticipated loading and system security concerns.

Forum may deliberate.

2.14. Proposal for SPS for the 220 kV BTPS–Agia D/C Corridor-NERLDC

Due to delays in the commissioning of the upcoming 400 kV Sonapur and 400 kV Rangia substations in Assam, high loading is expected on the following transmission corridors:

- 400 kV Bongaigaon–Azara line
- 220 kV BTPS–Agia D/C
- 220 kV Balipara-Sonabil DC

System studies indicate that during periods of high demand in the North Eastern Region, particularly in the Assam power system, the combined loading of 220 kV Bongaigaon-Azara line and 220 kV BTPS-Agia DC may exceed 600 MW for longer duration.

Under such operating conditions, tripping of the 400 kV Bongaigaon–Azara line may result in critical loading of approximately 190 MW on each circuit of the 220 kV Agia–BTPS D/C line. Subsequent tripping of the 220 kV Agia–BTPS D/C line may lead to cascading outages in the Assam power system and may results into grid disturbances in both the Capital Region and the BTPS–Rangia area of the Assam power system.

To minimise the impact of the above contingency, a meeting was held on 29.05.2026 at the SLDC Assam office with officials from NERLDC, SLDC Assam, and AEGCL to deliberate on the implementation of a new Special Protection Scheme (SPS) in the NER power system. The proposed SPS envisages automatic disconnection of approximately 45 MW of load at Agia and nearby substations whenever the loading on the 220 kV BTPS–Agia D/C line exceeds 500 A. This scheme is intended to prevent overloading of the corridor and avoid the possibility of cascading outages during contingency conditions. The minutes of the meeting are enclosed as **Annexure2.14**.

However, considering the criticality of the issue elaborated above, the SPS should only be viewed as an interim mitigation measure. As a long-term solution to ensure reliable and secure operation of the Assam power system, Assam is requested to accord priority to the strengthening of the 220 kV Agia–BTPS D/C line and expedite its implementation.

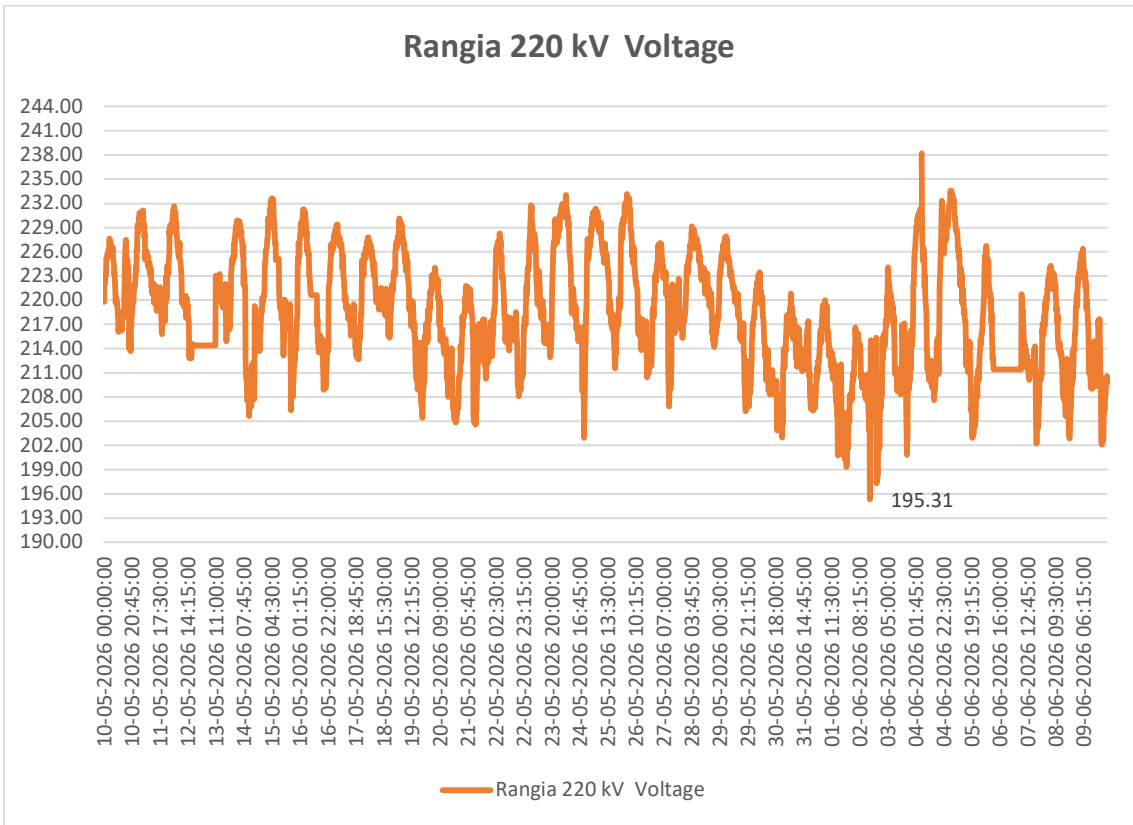
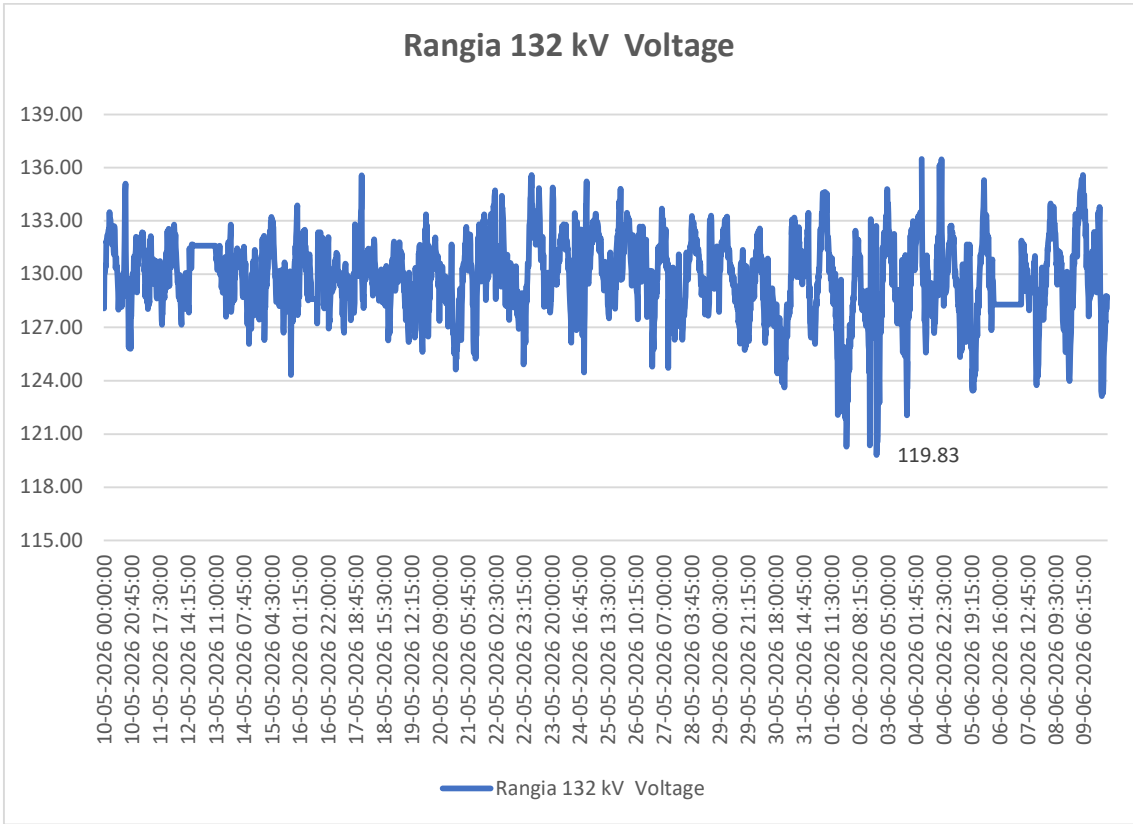
NERLDC may apprise the forum regarding the proposed SPS for mitigating overloading of the 220 kV BTPS–Agia D/C corridor under contingency conditions.

Forum may deliberate.

2.15. Low voltage in Rangia areas of Assam power system-NERLDC

Due to high demand in the Rangia area, the Assam power system has been experiencing low voltage conditions. As per the information available with NERLDC, the 10 MVAR capacitor bank at Rangia and the 5 MVAR capacitor banks at Nalbari and Barnagar are presently not in service.

It may be recalled that, during the meeting held on 04.04.2025, attended by representatives from AEGCL, APDCL, NERLDC, and SLDC Assam, it was deliberated that all capacitor banks at Rangia, Nalbari, and Barnagar would be made operational by the first week of May 2025. Minutes attached as **Annexure2.15.**



In view of the prevailing low voltage conditions in the Rangia area, AEGCL is requested to kindly update the present status and healthiness of the capacitor banks at Rangia, Nalbari, and Barnagar, along with the expected timeline for restoration of any capacitor banks that are presently out of service.

AEGCL may update the forum on the status of capacitor banks at Rangia, Nalbari, and Barnagar.

Forum may deliberate.

2.16. Ensuring healthiness of Bus Coupler, isolaters for smooth switching of elements during maintenance activity-NERLDC

Ensuring the healthiness and operational readiness of all substation equipment is vital for maintaining reliable and secure grid operation. However, it has been observed that during both planned and emergency maintenance activities, utilities are often unable to switch elements under online conditions. The primary reasons cited are the non-operation of bus couplers and alignment issues associated with isolaters.

As a consequence, the Grid Operator is compelled to provide shutdowns of the affected elements, thereby operating the grid under less reliable conditions and reducing operational flexibility. Such situations may lead deferment of essential maintenance activities, increased loading on parallel corridors, and a reduction in the ability of the system to withstand contingencies.

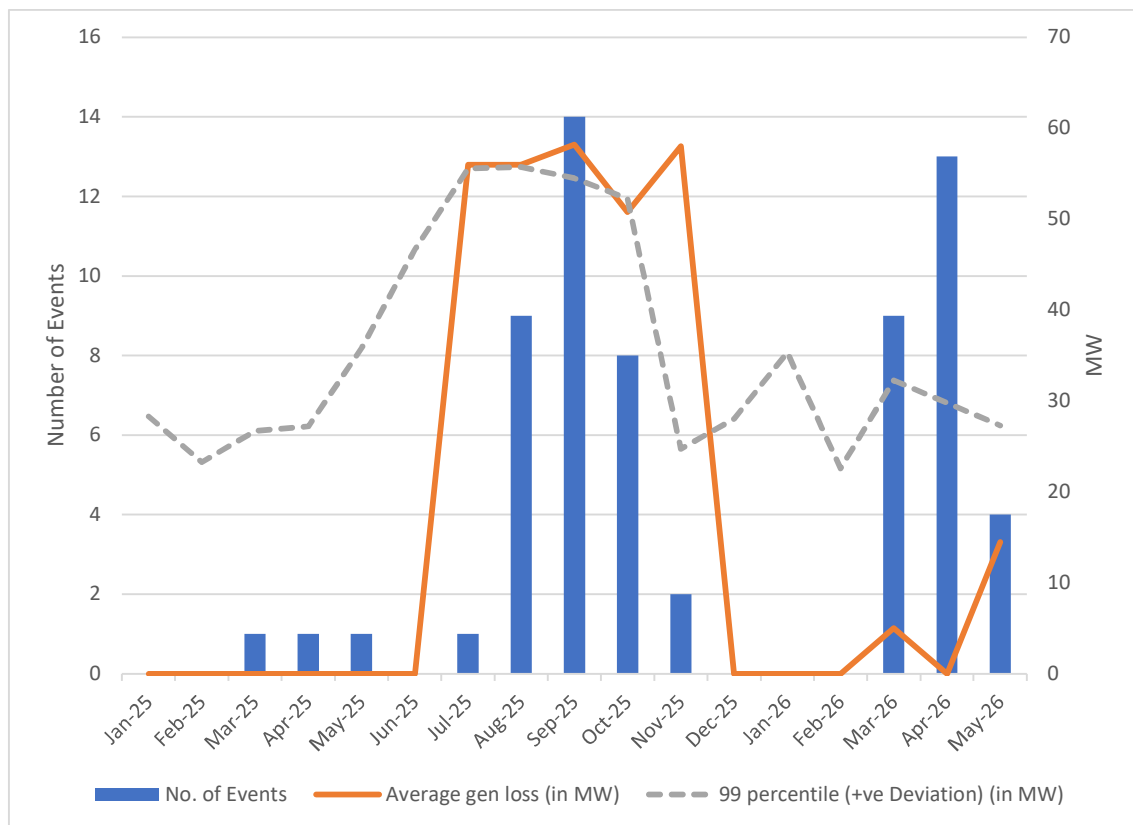
In view of the above, all utilities are hereby requested to take necessary measures to ensure the proper health and readiness of bus couplers, isolaters, and other associated switching equipment through periodic inspection, preventive maintenance, timely rectification of defects, and regular operational checks.

States and Utilities may update on measures being taken to ensure reliable switching operations.

2.17. Frequent Grid Disturbance due to Outage of 132kV Tuirial-Kolasib Transmission line-NERLDC

It has been observed that the number of grid disturbances resulting from the tripping of the 132 kV Tuirial–Kolasib Transmission Line has increased over the past few months. It is also noted that, during periods when Tuirial Generation is available, the tripping of this transmission line may lead to overdrawal from the scheduled entitlement for a certain duration.

The figure below correlates the number of grid events arising from outages of the 132 kV Tuirial–Kolasib Transmission Line and the consequent generation loss with the 99th percentile of overdrawal.



Further, it is pertinent to note that the reserve requirement of the State is closely linked to its overdrawal. Detailed analysis indicates that the higher positive deviations are largely attributable to grid disturbances arising from

outages of the evacuation corridor of Tuirial Generation. Therefore, ensuring reliable evacuation of power from Tuirial HPS is of critical importance.

As deliberated during the 31st TCC and NERPC meetings held on 11th and 12th March 2026, the construction of the second 132 kV Tuirial-Kolasib Transmission Line was expected to be completed by May 2026.

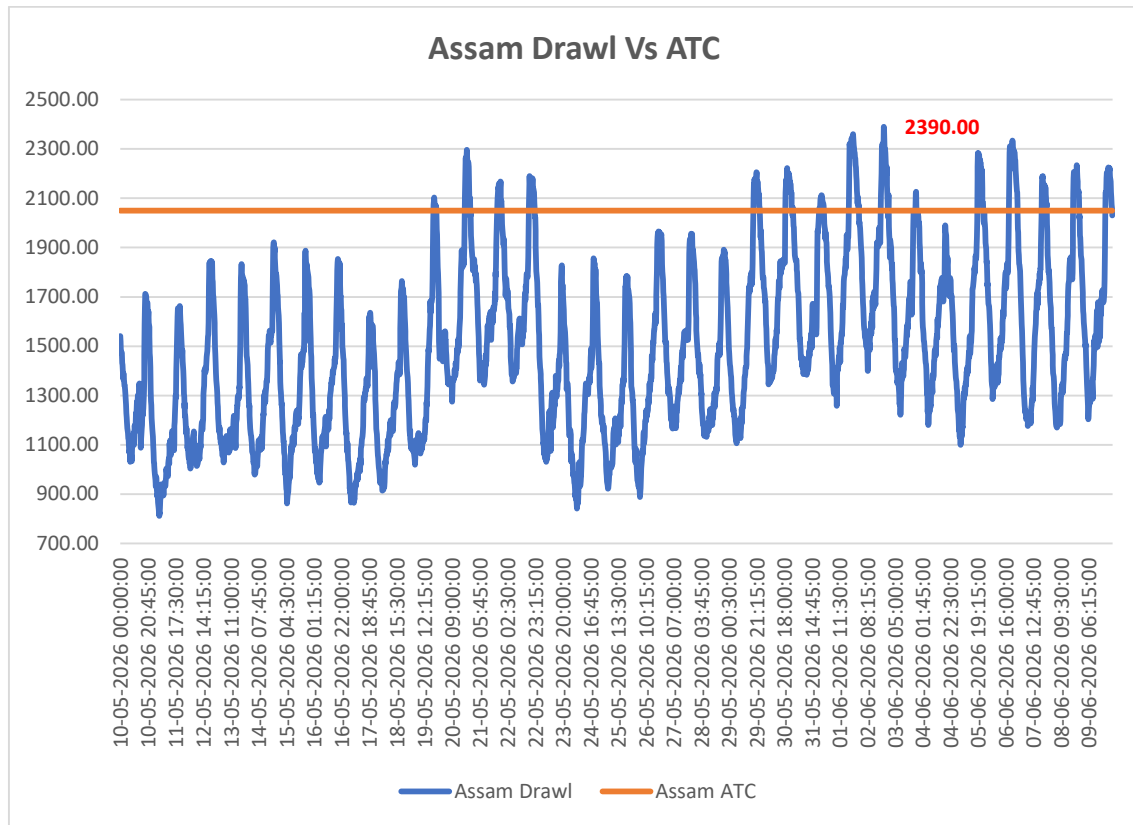
Mizoram may update the forum on the status of the second 132 kV Tuirial-Kolasib Transmission Line.

Forum may deliberate.

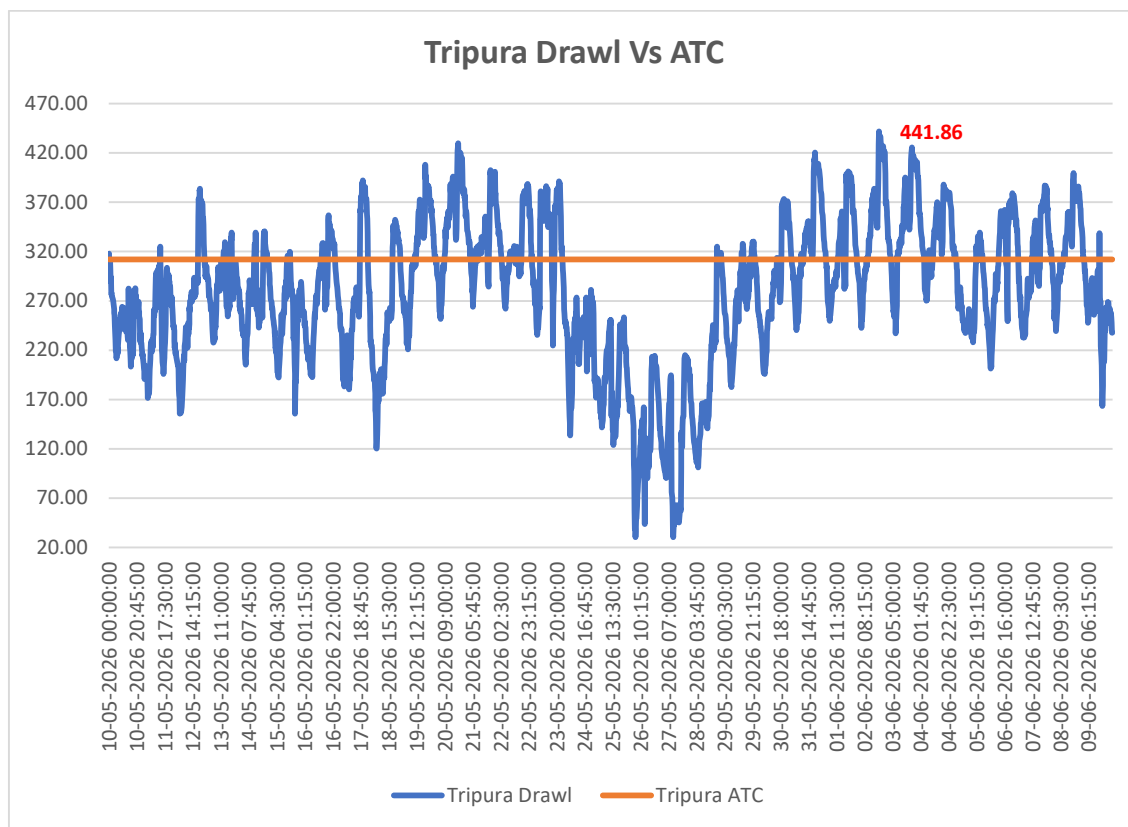
2.18. Violation of TTC/ATC by Assam and Tripura-NERLDC

Continuous violations of the TTC/ATC limits of the Assam and Tripura power systems are being observed. These violations are primarily due to the persistent delay in the commissioning of approved projects.

For the Assam power system, study suggest that the early commissioning of the 400/220 kV Sonapur, 400/220 kV Rangia, and 220/132 kV Agomoni (Gossaigaon) substations, along with the associated downstream network developments, would enhance the drawl capability of the Assam power system.



Similarly, for the Tripura power system, the early completion of the reconductoring works of the 132 kV SM Nagar–SM Nagar (ISTS), 132 kV SM Nagar (ISTS)–Budhjung Nagar, and 132 kV PK Bari (ISTS)–Manu transmission lines would improve the drawal capability of the Tripura power system. In addition, increased generation from the Rokhia and Baramura generating stations is expected to alleviate the existing constraints in the Tripura power system.



AEGCL and TSECL are requested to take all necessary measures to improve the drawal capability of their respective power systems by ensuring the timely implementation and commissioning of the approved projects.

AEGCL and TSECL may update the forum on the status of the approved transmission projects aimed at enhancing the drawal capability of the Assam and Tripura power systems.

Forum may review the progress and expected commissioning timelines.

2.19. Conduct of annual self-audits and submission of reports in compliance with Reg. 56 of IEGC, 2023-NERLDC

The Central Electricity Regulatory Commission (Indian Electricity Grid Code) Regulations, 2023 came into force with effect from 1st October 2023.

In accordance with the Regulation 56 (Monitoring of Compliance) of IEGC, 2023, the relevant provisions pertaining to self-audits are quoted below:

Quote

1. In order to ensure compliance, two methodologies shall be followed: (a) Self-Audit (b) Compliance Audit

2. Self –Audit:
 - A. All users, CTU, STUs, NLDC, RLDCs, RPCs and SLDCs, power exchanges, QCAs, SNAs shall conduct annual self-audits to review compliance of these regulations and submit the reports by 31st July of every year.
 - B. The self-audit report shall inter alia contain the following information with respect to non-compliance:
 - i. Sufficient information to understand how and why the noncompliance occurred;
 - ii. Extent of damage caused by such non-compliance;
 - iii. Steps and timeline planned to rectify the same;
 - iv. Steps taken to mitigate any future recurrence;
 - C. The self-audit reports by users, QCAs, SNAs shall be submitted to the concerned RLDC or SLDC, as the case may be.
 - D. The self-audit reports by power exchanges shall also be submitted to the NLDC.
 - E. The self-audit reports of NLDC, RLDCs, CTU, and RPCs shall be submitted to the Commission. The self-audit report of SLDC and STUs shall be submitted to the concerned SERC.
 - F. The deficiencies shall be rectified in a time bound manner within a reasonable time.
 - G. The monitoring agency for users shall be the concerned RLDC or SLDC on the basis of their respective control area. The monitoring agency shall track the progress of compliances of users, and exceptional reporting for non-compliance shall be submitted to the appropriate Commission.
 - H. The monitoring agency for RLDC, NLDC, CTU and RPC shall be the Commission, and for STUs and SLDCs, shall be the concerned SERC.

estimation for both active and reactive power (as per clause 31.2(a), 31.2(b), 31.2(f)) along with the generation capacity availability (as per clause 31.4(b)) for meeting the projected demand and submit the same to respective RLDC for regional level forecast by method of aggregation, each RLDC would further furnish the regional level as well as state level forecast data to NLDC for computation for all India level demand and generation estimation (as per clause 31.2(g)).

The timeline for submitting these data to RLDC/NLDC would be as given in Table-I (as per IEGC clause 31.2(h)).

Table-I: Timeline for Demand Estimation

Daily demand estimation	10:00 hours of previous day
Weekly demand estimation (Monday to Sunday)	First working day of previous week
Monthly demand estimation	Fifth day of previous month
Yearly demand estimation	30th September of the previous year

The status of submission of Demand estimation and RA data for the month of May 2026 is shown in the table below:

	Day-Ahead Demand Forecast	Week Ahead Demand Forecast (May 2026)					Month Ahead Demand Forecast		Year Ahead Demand Forecast for 2026-27
		Week 1	Week 2	Week 3	Week 4	Week 5	May-26	June-26	
Arunachal Pradesh									
Assam									

Manipur									
Meghalaya									
Mizoram									
Nagaland									
Tripura									

Not in prescribed format	Data not submitted	Data Submitted	Irregular
--------------------------	--------------------	----------------	-----------

To facilitate effective operational planning, forecast and Resource adequacy data is essential. Hence, all SLDCs are requested to submit the required forecast data as per formats mentioned in NER operating Procedure 2025 and IEGC timeline mentioned above regularly.

Further as per the Report of honourable Member (Technical), CERC in order on Suo-motu petition No. 09/SM/2024, the issues of non-submission of resource adequacy data including demand estimation and generation data by the states to be deliberated.

Arunachal Pradesh and Nagaland may update the forum on the non-submission of weekly and monthly demand forecast data, respectively.

2.21. Status of Resource Adequacy data from NER states and revision of data submission format-NERLDC

As per the IEGC, 2023, each SLDC/utility is required to furnish day-ahead, week-ahead, month-ahead and year-ahead Resource Adequacy (RA) data, including demand forecast, generation availability and reserves from intra-state resources, in accordance with the NLDC/RLDC Operating Procedure.

In view of the above mandate from IEGC, the status of RA data submission from NER states as per earlier format is shown in Table below:

Sl no.	State	Timeline	Received or not (in prescribed format)	Remark (Reserve not mentioned etc.)
1	Arunachal Pradesh	Day Ahead	Yes	Reactive power forecast and reserves not mentioned
		Week Ahead	Yes	Reactive power forecast and reserves data not mentioned
		Month Ahead	Yes	Reactive power forecast, reserve not mentioned
		Year Ahead	Yes	As per RA-1
2	Assam	Day Ahead	Yes	Proposed procurement, proposed load shedding, Reserve details not mentioned
		Week Ahead	Yes	Proposed procurement, proposed load shedding details and reserve data not mentioned
		Month Ahead	Yes	Proposed procurement, proposed load shedding, reactive power forecast and reserves data not mentioned
		Year Ahead	Yes	As per RA-1
3	Manipur	Day Ahead	Yes	Proposed procurement, proposed load shedding, Reserve details, reactive power forecast not mentioned

		Week Ahead	Yes	Proposed procurement, proposed load shedding details and reserve data not mentioned
		Month Ahead	Yes	proposed load shedding, reactive power forecast and reserves data not mentioned
		Year Ahead	Yes	As per RA-1
4	Meghalaya	Day Ahead	Yes	proposed load shedding, Reserve details, reactive power forecast not mentioned
		Week Ahead	Yes	proposed load shedding details, reactive power forecast and reserve data not mentioned
		Month Ahead	Yes	proposed load shedding, reactive power forecast and reserves data not mentioned
		Year Ahead	Yes	As per RA-1
5	Mizoram	Day Ahead	Yes	proposed load shedding, Reserve details, reactive power forecast not mentioned
		Week Ahead	Yes	Proposed procurement, proposed load shedding details, reactive power forecast and reserve data not mentioned

		Month Ahead	Yes	Proposed procurement, proposed load shedding, reactive power forecast and reserves data not mentioned
		Year Ahead	Yes	As per RA-1
6	Nagaland	Day Ahead	Yes	Reserve not mentioned
		Week Ahead	Yes	Reserves not mentioned
		Month Ahead	Yes	reserves data not mentioned
		Year Ahead	Yes	As per RA-1
7	Tripura	Day Ahead	No	Not as per format
		Week Ahead	Yes	Demand including Bangladesh is not submitted. Reactive power forecast and reserves not mentioned
		Month Ahead	Yes	Irregular data submission
		Year Ahead	No	Data not received

It is requested to furnish complete data in the revised formats mentioned in **Annexure2.21** for all the time horizons.

Forum may deliberate.

2.22. Operational Planning and Resource Adequacy for July 2026- NERLDC

The Operational Planning and Resource Adequacy assessment for July 2026 is attached for review and comments.

- All utilities are requested to review the assessment and provide any necessary inputs or observations.
- Kindly share your feedback at the earliest to ensure comprehensive planning.

NERLDC may present.

2.23. Review of Outage Planning Procedure and Adherence to Prescribed Timelines and Clarification on Post-OCC Approved Shutdowns - NERPC

The Outage Planning Procedure of NERPC has been in operation to facilitate coordinated outage planning and ensure secure and reliable operation of the North Eastern Regional Grid.

In this regard, there is a need to reiterate the key provisions of the Common Outage Planning Procedure and sensitize all constituents regarding strict adherence to the prescribed timelines.

Further, all constituents are requested to bring out any difficulties, ambiguities, or operational issues being faced in implementation of the Outage Planning Procedure. Any suggestions for modification, simplification, or inclusion of additional provisions in the existing procedure may be discussed. Based on the deliberations and consensus of the constituents, suitable amendments to the Outage Planning Procedure may be issued, wherever considered necessary, to improve the effectiveness, transparency, and ease of outage coordination in the NER Grid.

NERPC may present.

Forum may deliberate.

2.24. Outage planning-NERPC

Outage Planning of Generation/Transmission elements

As per the Outage planning procedure of NER the planned outages approved in the OCC forum has to be reconfirmed by the availing utilities on 10:00hrs. of D-4 to 12:00 hrs. of D-3) to NERLDC in order to either avail the approved shutdown or cancel it.

If an outage is to be availed on say 10th of the month, the shutdown availing agency would reconfirm to NERLDC between 10 hrs. of 6th of the month to 1200 hrs. of 7th of the month. This practice is necessary to ensure optimal capacity utilization and the time required for associated system study/coordination by/amongst RLDC/NLDC.

Utilities have submitted the shutdown proposals for the month of July 2026 for discussion in OCC shutdown discussion meeting.

The SD Meeting for deliberating the Shutdowns proposals is scheduled on 19.06.2026 through online mode.

NERLDC may present the shutdowns that needed further discussion in the forum.

2.25. Establishing second communication channels of AGC from Plants (under operation) AGC to NLDC Delhi-NERLDC

In view of maintaining high availability of communication connectivity between AGC Plants (under operation) and NLDC Delhi; a second communication link is configured. The details of second communication link were shared to Plants vide email dated: 20th May 2026, 07th April 2026 and 18th March 2026, attached as **Annexure2.25**. However, utilisation of second communication link is yet to be started by plants and status is tabulated below:

Sl. No.	Name of Plant	Second communication link status	Utilisation Status
1	NTPC Bongaigaon	Link tested.	NTPC is requested to engage OEM of AGC to connect the AGC RTU/Firewall with second link.
2	Kopili	Link configured. Testing is pending	Subsequent to link testing, NEEPCO is requested to engage OEM of AGC to connect the AGC RTU/Firewall with second link
3	Doyang	Link tested.	AGC module is connected with both links
4	Loktak	Link configured. Testing is pending	Subsequent to link testing, NHPC is requested to engage OEM of AGC to connect the AGC RTU/Firewall with second link
5	Subansiri	Link configured. Testing is pending	Subsequent to link testing, NHPC is requested to engage OEM of AGC to connect the AGC RTU/Firewall with second link

Forum may deliberate.

2.26. Automatic Generation Control (AGC) in Indian Grid (Agenda 3.18 of 33rd NETeST Meeting)-NERLDC

As discussed in 33rd NETeST Meeting in Guwahati on 24th April 2026, Forum advised to discuss the above-mentioned agenda in monthly OCCM for regular updates.

The status is tabulated below:

Station Name	Status as per 33rd NETeST Meeting	Status as per 238th OCCM
AGBPP (Kathalguri)	NEEPCO informed that they will decide internally for the necessary action on the Gas based plant to carry out the AGC in plant. Likely to go to CERC for exemption.	NEEPCO informed that they will decide internally for the necessary action on the Gas based plant to carry out the AGC in plant. Likely to go to CERC for exemption.
Doyang	Work is under progress and commissioning is expected to be completed by May'26. Open Loop testing done. Close Loop testing by 2nd week of May'2026.	NEEPCO apprised the forum that, with respect to the Doyang HEP, the closed loop testing activities for implementation of AGC are expected to be completed by the last week of May 2026 or by the first week of June 2026.
Kameng	NEEPCO informed that machines are still not stable as high vibrations are present due to mechanical issues, once the	NEEPCO further apprised the forum that implementation of AGC at the Kameng Hydroelectric

Station Name	Status as per 33rd NETeST Meeting	Status as per 238th OCCM
	machines stabilize the necessary AGC implementation will be taken up.	Project is presently pending due to high vibration issues in the machines and informed that discussions are ongoing with the OEM for resolution of the issue.
Ranganadi (Panyor)	SCADA is very old, and for which DCS upgradation is required. Tender has been floated, and Technical Evaluation going on. The AGC implementation will be carried out in the lean period i.e., after Nov'26.	SCADA is very old, and for which DCS upgradation is required. Tender has been floated, and Technical Evaluation going on. The AGC implementation will be carried out in the lean period i.e., after Nov'26.
Pare	The AGC implementation will be carried out in the lean period i.e., after Nov'26.	The AGC implementation will be carried out in the lean period i.e., after Nov'26.
RC Nagar	NEEPCO informed that they will decide internally for the necessary action on the Gas based plant to carry out the AGC in plant. Likely to go to CERC for exemption.	NEEPCO informed that they will decide internally for the necessary action on the Gas based plant to carry out the AGC in plant. Likely to go to CERC for exemption.
Palatana	OTPC was not present. However, forum requested OTPC to	OTPC apprised the forum that implementation of AGC at the Palatana is

Station Name	Status as per 33rd NETeST Meeting	Status as per 238th OCCM
	approach the CERC for necessary exemption.	not considered feasible owing to the isolated nature of the Palatana grid system. OTPC informed that frequent increase and decrease in generation as per AGC signals may not be operationally feasible under the prevailing grid conditions and further apprised that a request seeking exemption from AGC implementation has already been submitted before the Hon'ble CERC.

Forum may deliberate.

2.27. Submission of Comments/Feedback on NER Operating Procedure 2026-NERLDC

In accordance with Regulation 28(4) of the Central Electricity Regulatory Commission (Indian Electricity Grid Code) Regulations, 2023:

Quote

“Detailed Operating Procedures for each regional grid shall be developed, maintained and updated by respective RLDCs in consultation with NLDC, concerned RPC and regional entities and shall be kept posted on the respective RLDC’s website.”

Unquote

In line with the above provision, NERLDC is in the process of preparing the NER Operating Procedure 2026. The draft version of the document is proposed to be circulated by 20th June 2026.

All constituents are requested to kindly review the draft document and provide their valuable comments, suggestions, and feedback by 5th July 2026. This will facilitate incorporation of the inputs received and enable publication of the final document by 20th July 2026.

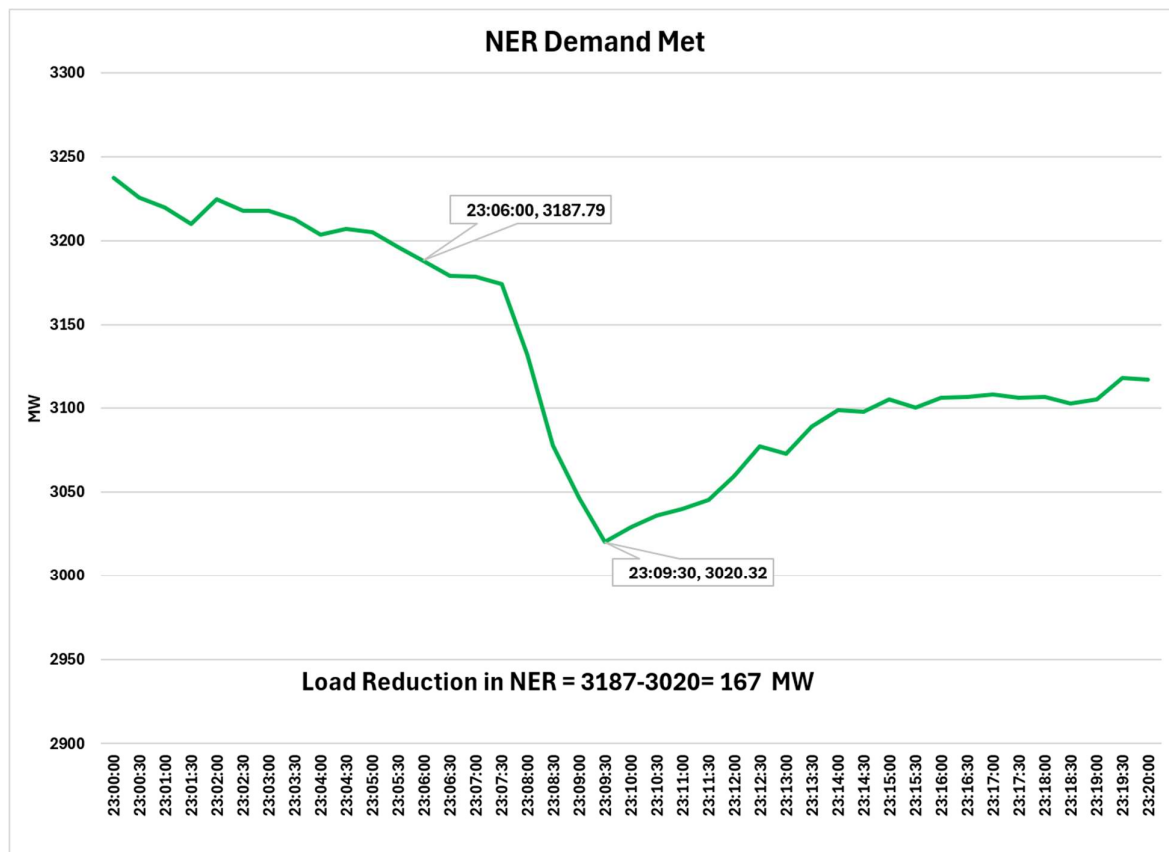
NERLDC may apprise the forum regarding the draft NER Operating Procedure 2026.

Constituents may provide their comments and suggestions on the draft document.

2.28. Grid Incidence occurred in NER power system due to earthquake on 7th June'2026-NERLDC

An earthquake measuring 5.8 on the Richter scale struck Bhutan late on 7th June, 2026 triggering multiple aftershocks and sending tremors across parts of Northeast India.

During the event, demand reduction of around 167 MW (as per NERLDC SCADA) observed in the NER grid. Major load reduction of around 160 MW occurred in Assam power system (as per NERLDC SCADA). In other states, no significant change in demand was observed.



As per email communication received from SLDC Assam & Arunachal Pradesh, load loss of 180 MW occurred in downstream system of Assam and no load loss occurred in Arunachal Pradesh during the event.

In view of the above, APDCL/SLDC Assam is requested to provide a detailed breakdown of the tripping incidents and manual opening operations. Additionally, it is requested to share the Standard Operating Procedure (SOP) followed during natural calamities, such as earthquakes, including the actions taken for system safety and restoration.

Also, other utilities are requested to share details of any tripping/manual opening during the event.

APDCL/SLDC Assam may update the forum on the load loss and system operations during the earthquake event of 07.06.2026.

Other constituents may also share details of any tripping or manual opening during the event.

2.29. Status of Pending Bay Upgradation Works at Panchgram and Lumshnong Ends of the 132 kV Lumshnong–Panchgram Line- NERLDC

The 132 kV Lumshnong–Panchgram line has already been reconducted with HTLS conductor in FY 2024-25. However, the bay upgradation works at both the Panchgram and Lumshnong ends are still pending. Owing to the non-completion of these bay upgradation works, the line ampacity continues to be restricted to that of the earlier conductor, thereby preventing the full utilisation of the enhanced current-carrying capability of the HTLS conductor.

In view of the above, AEGCL and MePTCL are requested to provide the present status of the bay upgradation works at their respective ends, along with the expected timeline for completion of the pending works.

AEGCL and MePTCL may update the forum on the status of bay upgradation works for the 132 kV Lumshnong–Panchgram line.

PART-C: ITEMS FOR UPDATE/FOLLOW-UP

3.1. Energisation of 400 kV Lower Subansiri–BNC I & II Circuits from Lower Subansiri side-NERLDC

At present, the 400 kV Lower Subansiri–BNC III & IV circuits are under operation. The 400 kV Lower Subansiri–BNC I & II circuits were charged for the first time from the BNC end on 30-03-2023 by PGCIL; however, these circuits (I & II) are still not in operation due to non-energisation from the Subansiri side.

As four units (4x250 MW) of the Lower Subansiri project have already been commissioned, and one line can carry a maximum of 1100 MVA, the addition of any further unit would result in non-compliance with the N-1 criterion.

In this regard, NHPC is requested to operationalise the 400 kV Lower Subansiri–BNC I & II circuits before commissioning the remaining units of the Lower Subansiri project to ensure reliable and secure grid operation.

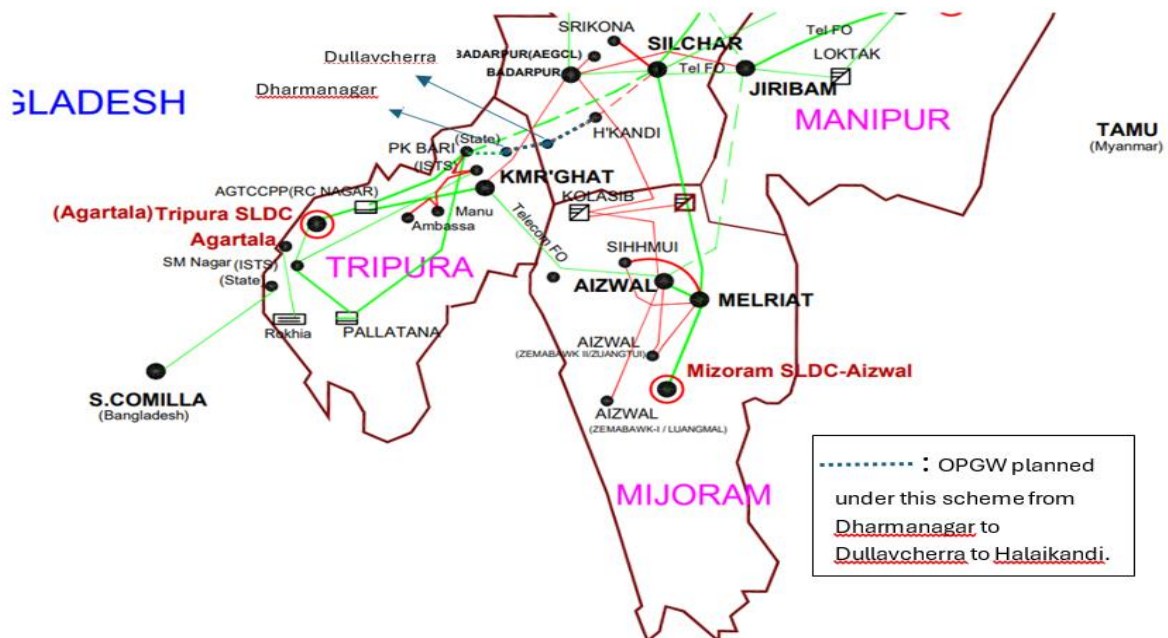
As per 238th OCC meeting, NHPC to ensure availability of at least three transmission circuits, including completion of associated GIS works, before declaration of CoD of the 5th Unit of the Lower Subansiri Hydroelectric Project to ensure secure evacuation of power and system reliability.

NHPC is therefore requested to provide the current status of the 400 kV Lower Subansiri–BNC I and II circuits, along with the commissioning schedule for the remaining generating units (Units 5 to 8) of the Lower Subansiri Project.

NHPC may update the status.

All utilities are requested to update the status of works and indicate the tentative timeline for completion of pending activities pertaining to them, as outlined in the Action Taken Report (ATR) circulated vide email dtd. 1st June, 2026.

Annexure



Deliberation of the TCC:

TCC, in principle, agreed to the proposal and recommended for NERPC forum approval.

Deliberation of the NERPC:

NERPC forum noted and approved the recommendation of TCC.

Further, the forum emphasized that in case of Right of Way (RoW) issues, the respective States/utility will provide necessary support to resolve the matter.

3.9. Procurement of cold spare transformers and reactor for Northern Eastern Region: POWERGRID

CERC had set up a committee on dated 15.03.2018 consisting of representatives from CERC, NLDC, CEA & POWERGRID under the Chairmanship of the Chief (Engineering) of the CERC to assess the



NORTH EASTERN REGIONAL POWER COMMITTEE

requirement of regional spares including bus reactors, line reactors, ICTs, etc. This would ensure reliability of the grid and reduce downtime in case of any failure/outage.

- As per CERC Committee recommendation, the following spares transformers & reactors are required to be kept as spare for North Eastern Region as per POWERGRID assets base:

Trans former:

MVA Rating of Transformers	Voltage Rating	Total Installed unit in POWERGRID	Spare Required as per CERC report	RPC Approved Spares	Qty Proposed for procurement	Location /State of spare requirement
3Ø-315MVA	400/132/33kV	1	1	0	1	Assam
3Ø-160MVA	220/132kV	6	2	1	1	Nagaland
3Ø-100MVA	220/132kV	2	2	1	1	Assam
3Ø-50MVA	132/33kV	4	2	1	1	Manipur
TOTAL:			4			
Tentative Cost			43.94 Cr			

Reactors:

MVAR Rating of Reactors	Voltage Rating	Total Installed unit	Spare Required as per CERC report	RPC Approved Spares	Qty Proposed for procurement	Spare requirement
3Ø-125MVAR #	420kV	6	2	1	1	Manipur
3Ø-63MVAR*	420kV	32	3	2	1	Manipur



NORTH EASTERN REGIONAL POWER COMMITTEE

3Ø-31.5MVAR	245kV	1	1	0	1	Nagaland
3Ø-20MVAR	245kV	1	1	0	1	Assam
3Ø-20MVAR	132kV	7	3	0	3	Manipur, Mizoram, Tripura
TOTAL:				7		
Tentative Cost				34.56 Cr		

Quantity considered for both 125MVAR & 80MVAR reactors in Manipur. In case of failure of existing 80MVAR reactor, replacement can be done with 125MVAR.

Quantity considered for both 50MVAR & 63MVAR reactors. In case of failure of existing 50MVAR reactor, replacement can be done with 63MVAR.

In view of the above, it is requested for approval for procurement of cold spare transformers & reactors of various ratings as per CERC. The tariff for the investment made is to be shared by constituents as per the provisions of CERC Regulation.

As per the deliberation of the 220th OCCM, the forum requested PGCIL to submit the complete details regarding state wise requirement of spares as well details of available spares. Accordingly, PGCIL has submitted the requisite details via e-mail dated 29/11/24. The list is attached as **Annexure 3.9**.

As per the deliberations in 221st OCC forum, representative of Tripura intimated the forum that they would submit their views in the next OCC forum. Further, NERPC advised NERLDC to conduct a detailed study about the requirement of reactors, installed in short T/Ls(<100km) and their impact on grid voltage. And if any reactor is found to be redundant (having nominal effect on the grid voltage) after the due study, the same can be taken out and be used as a spare.



In the 222nd OCC meeting of NERPC NERLDC presented the study regarding the requirement of reactors and their impact on grid voltage particularly for 400 kV Balipara-BNC corridor. The study also highlighted that the line reactor (switchable) at Balipara end is necessary to maintain the grid voltage once Lower Subansiri HEP comes into service.

The forum agreed in principle to the proposed number of spare reactors at different locations and further deliberations shall follow in commercial subcommittee meeting.

In 54th CCM, CC forum noted and in principle agreed the proposal of NERTS for spares transformers & reactors and recommended to place the matter before next RPC for information/approval. The expenditure will be booked under PoC Mechanism.

Deliberation of the TCC:

TCC, in principle, agreed to the proposal and referred it to NERPC for approval.

Deliberation of the NERPC:

NERPC forum noted and approved the recommendation of TCC.

Member(GO&D), CEA suggested that PGCIL may explore the possibility of ER and NER common assets inventory for spare.

3.10. Provisional Tariff for Khandong Hydro Power Station (2x50MW=50MW) after Reconstruction, Renovation and Modernization: NEEPCO

After completion of Reconstruction, Renovation and Modernization of the 2x50 MW Kopili Hydro Power Station, 1st Unit of the is scheduled for commissioning in the month of May 2025 and last unit in the month of July 2025.

Consent for undertaking the Reconstruction, Renovation & Modernization works of the Power Station with levelized tariff over the expected 25 years useful life of Rs. 3.24/unit has been conveyed by all the beneficiaries.

Annexure2.14

Minutes of Meeting on Introduction of SPS in the NER System

A meeting was held on 29.05.2026 at 12:00 hrs at the SLDC Assam office with officials from NERLDC, SLDC Assam, and AEGCL to discuss the introduction of a new Special Protection Scheme (SPS) in the North Eastern Region (NER) power system. The list of attendees is enclosed as *Annexure-A*.

1. Presentation by NERLDC

The NERLDC team highlighted that due to delays in the commissioning of the upcoming 400 kV Sonapur and 400 kV Rangia substations in Assam, high loading is expected on the following transmission corridors:

- 400 kV Bongaigaon–Azara line
- 220 kV BTPS–Agia D/C line

System studies indicate that during periods of high demand in the North Eastern Region, particularly in the Assam power system, the combined loading on the above corridors may exceed 600 MW.

Under such operating conditions, tripping of the 400 kV Bongaigaon–Azara line may result in critical loading of approximately 190 MW on each circuit of the 220 kV Agia–BTPS D/C line. Subsequent tripping of the 220 kV Agia–BTPS D/C line may lead to cascading outages in the Assam power system. Consequently, grid disturbances may occur in both the Capital Region and the BTPS–Rangia area of the Assam power system. In this regard, NERLDC highlighted that a grid disturbance involving a load loss of approximately 410 MW occurred in the BTPS–Rangia area of the Assam power system at 22:32 hrs on 14.06.2024 following the tripping of the 220 kV Agia–BTPS D/C line.

Following the outage of the 220 kV Agia–BTPS D/C line, the following transmission lines are likely to experience critical loading and may trip:

- 220 kV Balipara–Sonabil D/C
- 220 kV Misa–Samaguri D/C

In addition, critical loading may occur on the 220 kV Azara–Sarusbajai D/C line, which could result in a low-voltage scenario in the Capital Region of the Assam power system.

Presentation attached in *Annexure-B*.

2. SPS Proposal

To mitigate the above contingency, NERLDC proposed implementation of an SPS involving automatic load disconnection at Agia and nearby substations whenever either of the following conditions is met:

- The combined loading on the 400 kV Bongaigaon–Azara line and the 220 kV BTPS–Agia D/C line exceeds 585 MW; or
- The loading on the 220 kV BTPS–Agia D/C line exceeds 500 A in each circuit.

NERLDC informed that designing an SPS based on combined flow-gate monitoring would require a robust communication infrastructure and may therefore take a longer time to implement. As an interim measure, an SPS based on local current measurements may be designed and implemented at an earlier stage.

3. Queries Raised by AEGCL and SLDC Assam

AEGCL raised the following points:

1. The quantum of load to be disconnected under the proposed SPS may be specified.
2. Since Agia Substation also supplies power to the Meghalaya power system, the possibility of load disconnection in the Meghalaya system may also be examined.

4. Clarifications by NERLDC

In response, NERLDC informed that:

- Load disconnection at Agia and Boko has a sensitivity of approximately 60–65%.
- Load disconnection at Azara has a sensitivity of around 50%.

Based on these sensitivities, approximately 45 MW of load shedding would be required to reduce the loading on the corridor from 190 MVA to 175 MVA.

Regarding load disconnection in the Meghalaya system, NERLDC stated that:

- Sensitivity at Meghalaya nodes is comparatively low.
- For an SPS based on local current measurements, local feeders would need to be disconnected.
- Isolation of the Meghalaya system from the Agia side could adversely affect system stability and may lead to grid disturbances under low-voltage conditions.

Further, it was observed that during periods when the 400 kV Bongaigaon–Azara line and the 220 kV BTPS–Agia D/C line experience high loading, the power flow on the 132 kV Agia–Mendipathar and 132 kV Agia–Nangalbibra lines remains comparatively low due to internal hydro generation in Meghalaya system. Therefore, isolating these lines would not achieve the intended objective of the SPS.

NERLDC emphasized that disconnection of Assam load fed from the Agia side would provide the desired relief on the 220 kV Agia–BTPS D/C line.

5. Decision of the Meeting

After detailed deliberations, it was noted that the primary objective of the SPS is to safeguard the Capital Region of the Assam power system by ensuring the availability of the 220 kV Agia–BTPS D/C link. The availability of this transmission corridor is not only critical for the Capital Region but is also essential for maintaining reliable voltage levels in the Rangia and BTPS areas of the Assam power system.

Accordingly, It was agreed that the SPS may be implemented through local load disconnection at Agia and Matia substations.

6. Protection Scheme Implementation

NERLDC enquired about the availability of overcurrent (O/C) settings in the Main-I and Main-II protection relays of the 220 kV BTPS–Agia D/C line.

AEGCL informed that, in the event that overcurrent functionality is not available in the existing Main-I and Main-II relays, a dedicated spare overcurrent relay will be arranged and utilized for SPS implementation.

7. Status of Upcoming Substations

AEGCL informed that:

- The 400 kV Rangia Substation is expected to be commissioned by April 2027.
- The 400 kV Sonapur Substation may face further delays due to Right of Way (RoW) issues.

8. Conclusion












The meeting concluded with a vote of thanks proposed by CGM (SO), NERLDC.

Annexure-A

List of Attendees

Sl. No.	Name	Designation	Organisation
1	Neeraj Kumar	CGM(SO)	NERLDC
2	Asif Iqbal	DGM	AEGCL
3	Ashutosh Bhattacharyya	GM	AEGCL
4	Ashishek Kalita	DM	AEGCL
5	Pranab Saha	DGM	AEGCL
6	Priyabrata Deb	DM	AEGCL
7	Nilutpal Baruah	AGM	SLDC/ AEGCL
8	Subhra Ghosh	AM	NERLDC
9	Sachin K. Singh	Manager	NERLDC
10	Priyakshi Rajkhowa	DM	AEGCL
11	Sushmita Das	JM	SLDC/ AEGCL

ATTENDANCE SHEET FOR THE MEETING FOR DISCUSSION ON INTRODUCTION OF SPS IN NER SYSTEM

	DATE	29.05.2026	VENUE	SLDC CONFERENCE ROOM		
SL.NO	NAME	DESIGNATION	ORGANISATION	E-MAIL ID	PHONE NUMBER	SIGNATURE
1	Neeraj Kumar	CGM	Grid India	neeraj.kumar@grid-india.in	9910907949	
2	Asy Jopal	DM	AEGCL	dgntic.mitza@aegcl.co.in	9435733302	
3	Ashutosh Bhattacharyya	GM	AEGCL	ashu.ac@rediffmail.com	99541-06916	
4	Ashishak Kalita	DM	AEGCL	ashishak.kalita@aegcl.co.in	8486213068	
5	Pramab Saha	DCM	AEGCL	pramab.saha@aegcl.co.in	9435561717	
6	Priyabrata Deb	DM	AEGCL	priyabrata.deb@aegcl.co.in	9435401135	
7	Nillulpal Bormah	AGM, SLDC	AEGCL	nillulpal.bormah@aegcl.co.in	7002885719	
8	Subhra Ghosh	AM	GRID INDIA	subhra@grid-india.in	8415857079	
9	Sachin K. Singh	Manager	"	sachinsingh@grid-india.in	882699194	
10	Priyakshi Rajkhowa	DM	AEGCL	priyakshi.rajkhowa@aegcl.co.in	9453093172	
11	Sushmita Das	JM	SLDC, ASSAM	sushmita.das@aegcl.co.in	9864956879	
12						
13						
14						
15						
16						
17						
18						
19						
20						

Meeting Regarding Introduction of SPS in NER System

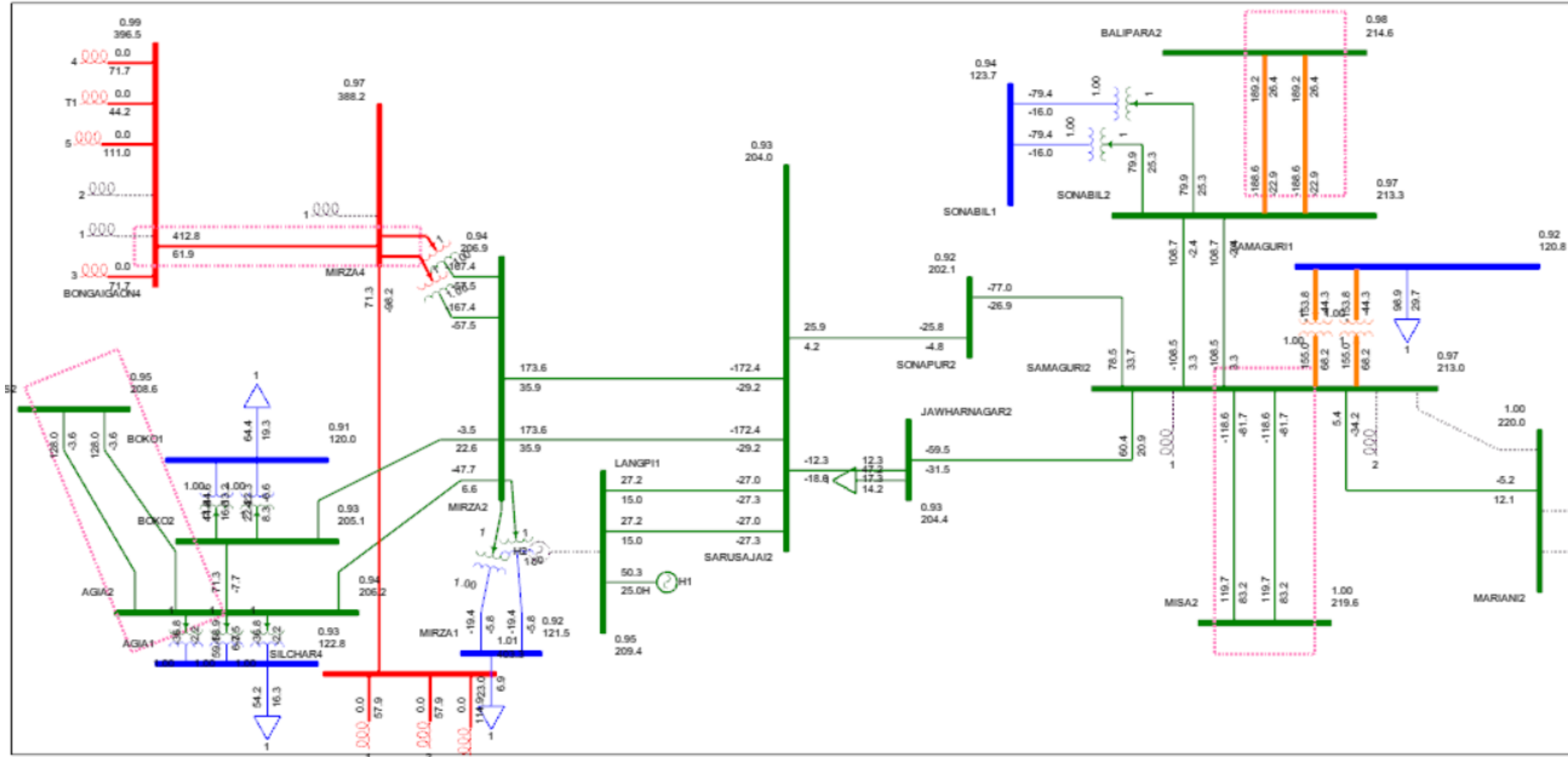
NERLDC Reliability

29-05-2026

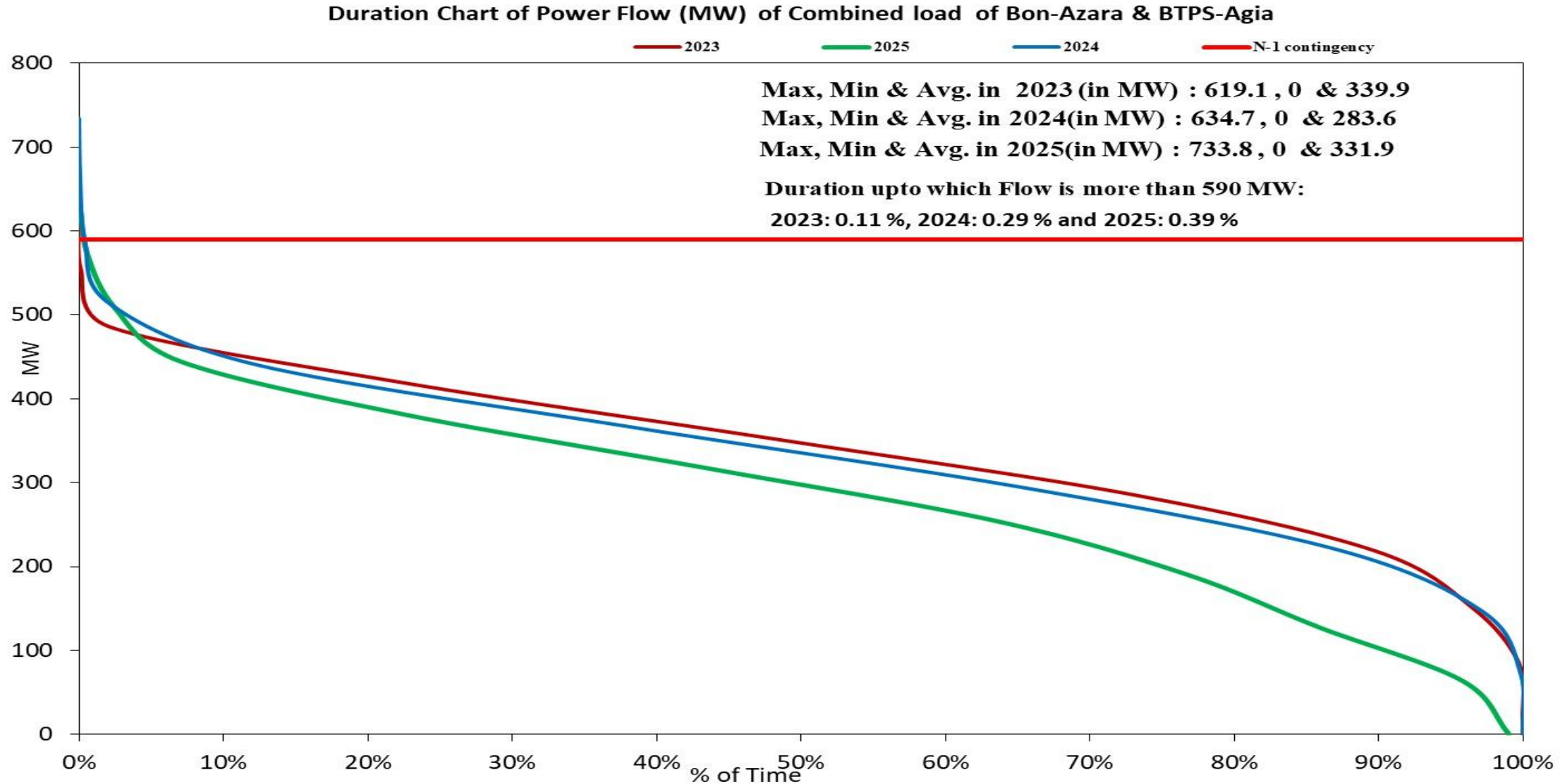
Issues

- High loading has been observed on the 400 kV Bongaigaon–Azara line and the 220 kV BTPS–Agia D/C line.
- Studies suggest that during periods of high demand in the North Eastern Region (NER), the combined loading on the 400 kV Bongaigaon–Azara line and the 220 kV BTPS–Agia D/C line may exceed 600 MW.
- Under such scenarios, tripping of the 400 kV Bongaigaon–Azara line may result in heavy loading of around 190 MVA on each circuit of the 220 kV Agia–BTPS D/C line. Subsequently, tripping of the 220 kV Agia–BTPS D/C line may lead to cascading tripping in the Assam power system.
- Following the tripping of the 220 kV Agia–BTPS D/C line, the following lines may also trip due to overloading:
 - 220 kV Balipara–Sonabil D/C \
 - 220 kV Misa–Samaguri D/C
- In addition, critical loading may occur on the 220 kV Azara–Sarusajai D/C line.
- Therefore, it is proposed that an SPS may be introduced for load disconnection at Agia and nearby substations whenever the combined loading on the 400 kV Bongaigaon–Azara line and the 220 kV BTPS–Agia D/C line exceeds 600 MW.

Base case – Assam load : 2865 MW

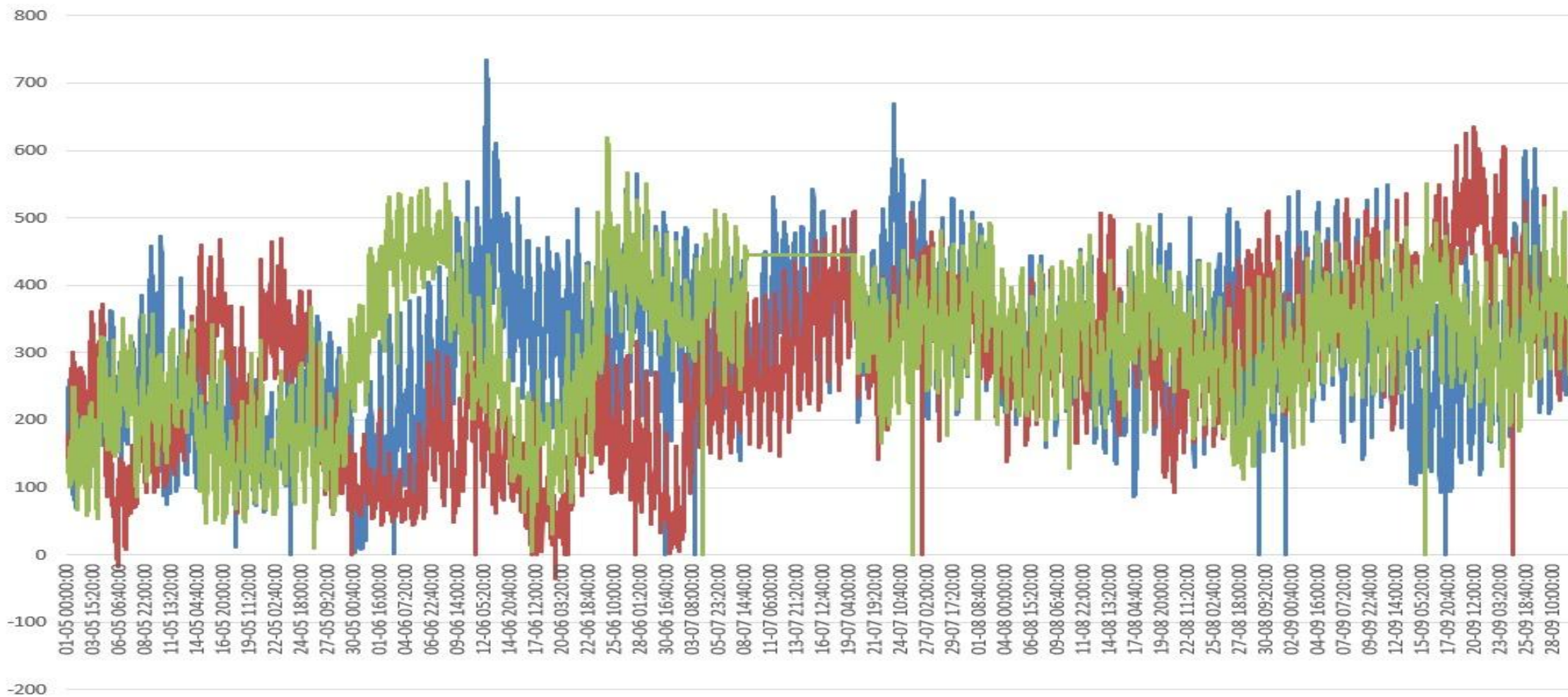


Duration curve of BTPS-Agia and Bongaigaon-Azara line



Load profile of BTPS-Agia and Bongaigaon-Azara line

Combined load of Bon-Azara & BTPS-Agia



— Combined load of Bon-Azara & BTPS-Agia DC 2025 — Combined load of Bon-Azara & BTPS-Agia DC 2024
— Combined load of Bon-Azara & BTPS-Agia DC 2023

Observations:

- The duration curve suggest that around 0.11%, 0.29 % and 0.39 % of time combined flow of 400 kV Bongaigaon-Azara and 220 kV BTPS-Agia DC line was above 590 MVA.
- First Langpi generation to be bring to reduce the combined loading of 400 kV Bongaigaon-Azara and 220 kV BTPS-Agia DC below 590 MVA. Generation sensitivity on the flow is 60 %
- Load disconnection at Agia and Boko has a sensitivity of approximately 62% and 47 % respectively.
- Load disconnection at Azara has a sensitivity of around 37%.
- Based on these sensitivities, approximately 50 MW of load shedding would be require at Agia and nearby station to reduce the loading on the corridor from 190 MVA to 175 MVA

Minutes of Meeting on Weak Infeed Issues in Rangia Area of Assam Power System

Date: 04.04.2025

A meeting was held on 4th April 2025 to address the persistent low voltage and weak infeed issues in the Rangia area of the Assam power system. The meeting was attended by representatives from AEGCL, APDCL, NERLDC, and SLDC Assam. The Chief General Manager (CGM) of NERLDC welcomed all participants and provided an overview of the current challenges affecting the Rangia power system.

Key Points of Discussion

1. Presentation by NERLDC

NERLDC opened the meeting with a comprehensive presentation highlighting the critical issues related to low voltage and weak infeed in the Rangia area, especially during the summer peak demand period.

- Primary Supply Lines to Rangia Area:
 - 220 kV Rangia–BTPS Double Circuit (D/C)
 - 132 kV Rangia–Motonga line

2. Identified Issues

- Non-compliance with N-1 Criteria:
 - 220 kV Rangia–BTPS D/C: The line loading of this lines does not fulfill N-1 contingency criteria, especially during peak demand. Tripping of any one circuit can cause widespread grid disturbances in the Rangia region.
 - BTPS ICTs (2x160 MVA, 220/132 kV): These ICTs also do not comply with N-1 criteria most of the time. A maximum loading of 320 MW was observed in August 2024. Tripping of any ICT could lead to major disturbances in the BTPS area.

- 132 kV Rangia–Motonga Line Overload:

Earlier loading of 84 MW was recorded, which is a serious concern. Bhutan had previously raised this issue, stating that all possible measures were taken from their side to improve voltage, yet the voltage remained below the acceptable operating range. Bhutan had suggested opening the line, but this was not agreed

upon by Indian utilities due to the risk of large-scale load disconnection in the Rangia area.

- Severe Low Voltage at Rangia:
 - Recorded voltage levels dropped to as low as 115 kV at the 132 kV level and 199 kV at the 220 kV level, particularly during the summer season.
 - The situation is aggravated by increasing demand and limited infeed capacity.
- NERLDC stated that the situation in Rangia and BTPS area is aggravated due to delay in integration of already planned elements like establishment of 400/220 kV Rangia and 220/132 kV Agomoni substations. The commissioning of 400/220 kV Rangia substations with its downstream would increase at least 200 MW TTC and 220/132 kV Agomoni with downstream would increase 100 MW TTC.
- In reply to above AEGCL ensured that the
 - 400/220 kV Rangia will come by July 2026 and 220/132 kV Agomoni substation by December 2025.
 - Restoration of 10 MVAR capacitor bank at Rangia and 5 MVAR at Nalbari and Bornagar by May 2025
- **NERLDC Recommendation:** Given no major infrastructure additions before this summer, meeting the expected load with existing assets is not feasible. Immediate load shifting and implementation of Special Protection Schemes (SPS) are necessary.
 - Partial load of 132/33 kV Nalbari to be shifted to 132 kV Barpeta side. For this AEGCL will augment bus sectionalizer at 132 kV Nalbari. In addition to that strengthening of 132 kV Dhaligaon-Barpeta- line to be explored by AEGCL
 - 132 kV Tangla or 132 kV Siphajhar load to be shifted to 220/132 kV Sonabil side in real time by SLDC Assam based on real time grid scenarios.
 - NERLDC also suggested that due to high demand in these area creates serious low voltage issues, thus an SPS may be introduced for load disconnection based on low voltage at 115 kV with minimal time delay

Bus Segregation at Rangia substations: APDCL proposed radial operation of 132 kV Rangia -Montanga line for feeding local load at Rangia.

NERLDC Response: This is not possible due to:

- Bhutan's synchronous connection with the Indian grid
- Need for coordination and consent with NLDC, RPC, CEA, and the Ministry of Power as 132 kV Rangia –Montanga is an international link
- Risk of further worsening the low voltage situation in Rangia, leading to significant load disconnection.

Subsequently taking into account of the above facts and after deliberation on the above issue APDCL also agreed not to operate 132 kV Rangia -Montanga line for feeding local load at Rangia in radial mode.

3. After detail discussion following has been decided

Short-Term Measures:

1. Load Shifting from Nalbari:
 - Partial load from 132/33 kV Nalbari to be shifted to 132 kV Barpeta.
 - AEGCL will augment the bus sectionalizer at Nalbari.
 - Explore strengthening of 132 kV Dhaligaon–Barpeta line.
2. Real-Time Load Shifting by SLDC Assam:
 - Shift load from 132 kV Tangla or 132 kV Siphajhar to 220/132 kV Sonabil, depending on real-time grid conditions.
3. Implementation of SPS:
 - Introduction of an SPS for load disconnection triggered by voltage dropping below 115 kV, with minimal delay.
4. Capacitor Bank Restoration:
 - Ensure all capacitor banks at Rangia, Nalbari, and Barnagar are operational by the first week of May 2025.
5. Explore Further Strengthening:
 - 132 kV Dhaligaon–Bornagar–Nathkuchi line.
 - 132 kV Dhaligaon–Gossaigaon line to support Agomoni substation integration.

Long-Term Measures:

1. Commissioning of 400/220 kV Rangia Substation:

- To be expedited with associated downstream strengthening.
 - Target date: July 2026
2. Commissioning of 220/132 kV Agomoni/Gossaigaon Substations:
- Including strengthening of downstream network.
 - Target date: December 2025

Discussion on weak infeed of rangia area of Assam Power System

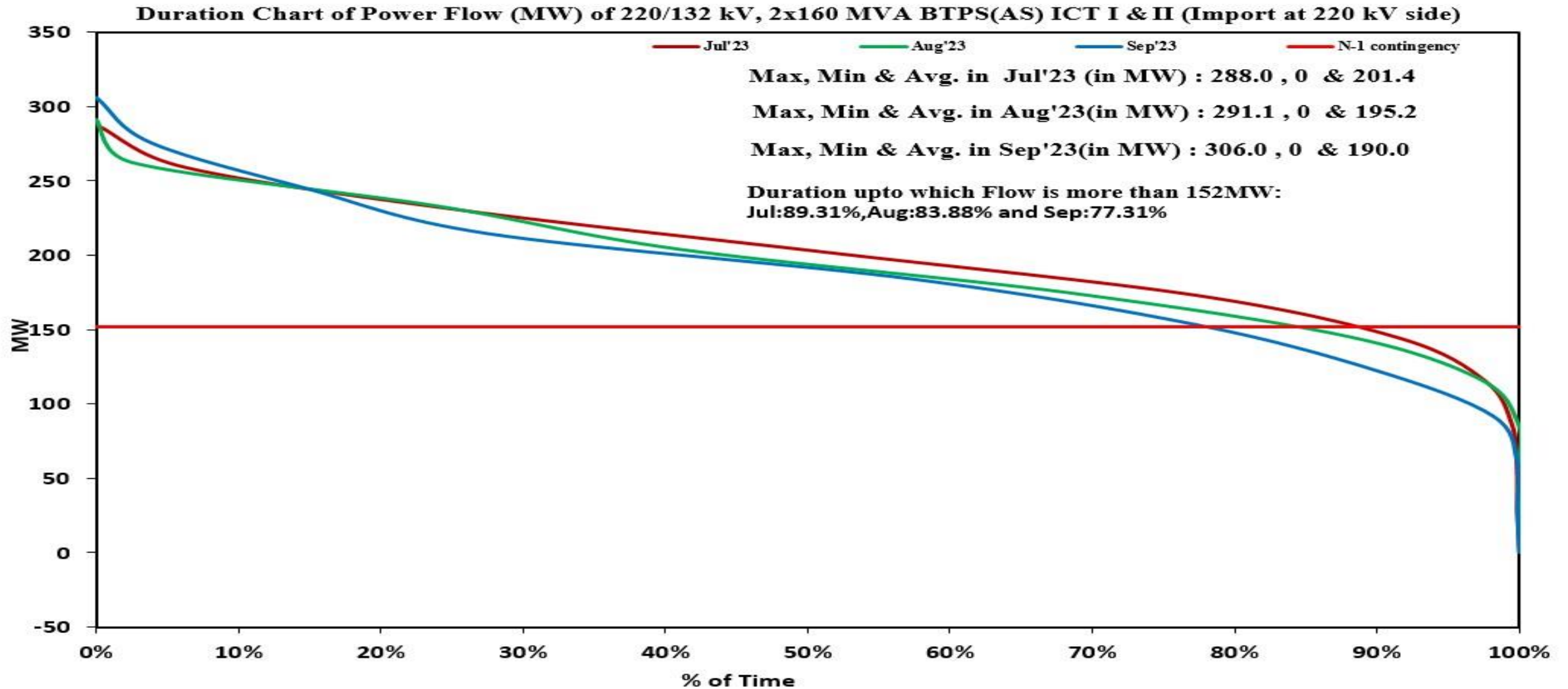
S. No.	Name	Designation	Organisation	Contact No.	Signature
1)	Biswajit Sahu	CEM	NERLDC	9425409539	
2)	B. Bardoloi	DGM	AEGCL	9435558545	
3)	Pallab Roy	DM	AEGCL	8724914028	
4)	Nikhilpal Barmah	AGM (SO)	AEGCL, SLDC	7002885719	
5)	Sushmita Das	JM (SO)	SLDC, AEGCL	9864956879	
6)	Barsha Karhyap	DM (SO)	SLDC, AEGCL	9706692773	
7)	Ananya Jini	Engineer	NERLDC	8730806573	
8)	Larmi Prabha Das	Asst Manager	NERLDC	8794092007	
9)	নিতেশ সিংহ	মহাপরিচালক	৷	9436335377	
10.	Sachin Singh	Manager	৷	882099911	
11	Sunil Singha	Manager	NERLDC	8414865365	
12	Debarish Choudhury	DGM (SO),	AEGCL, SLDC	9435732546	
13	Sumit Kr. Singha	CEO, GEC-IJ	APDCL	98640-29246	
14	Diganta Deka	CEO, Rangia EC	APDCL	7002297834	
15	Rudul Nath	CEO, Barpeta EC	APDCL	9265045585	 4/3/25
16	Rajiv Kr. Gogoi	GM (PP&EM)	APDCL	98540-05595	 04/04/25

Weak Infeed to Rangia Area of Assam Power System

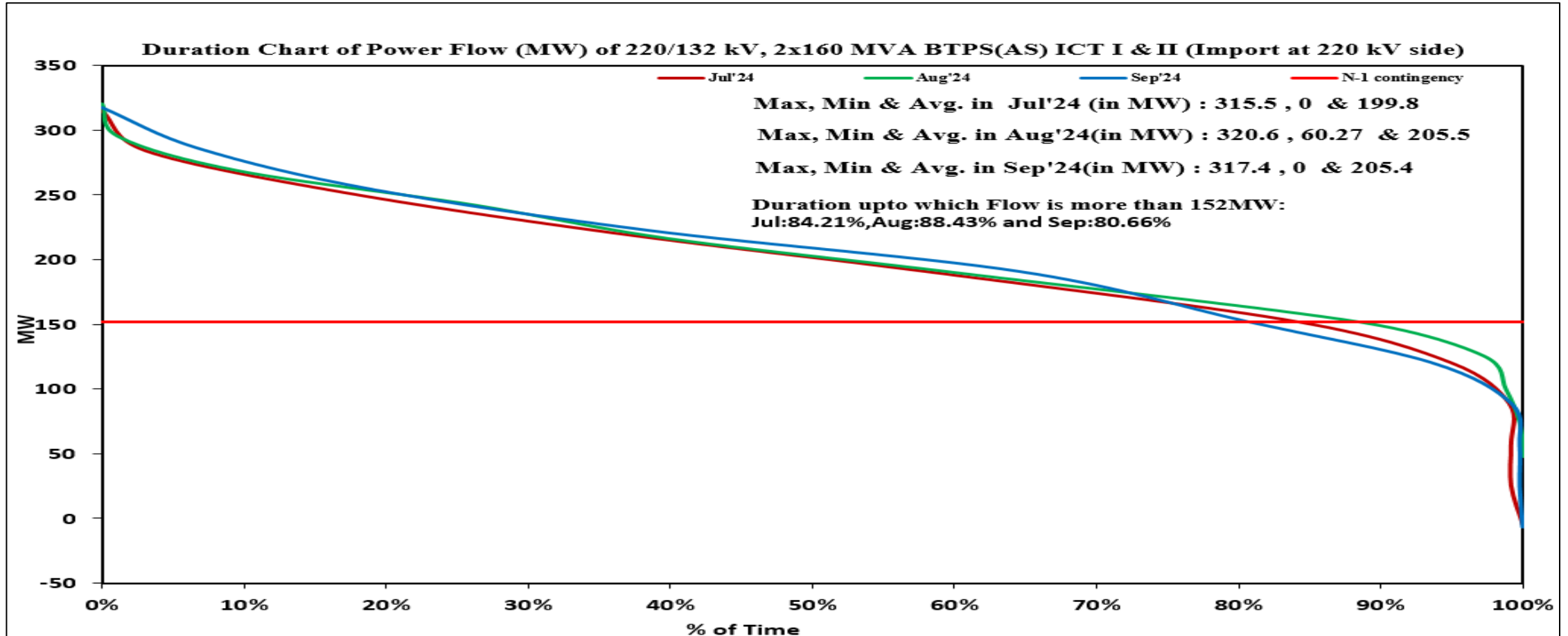
Issues in Rangia area of Assam power system

- Currently, the Rangia area of the Assam power system is primarily supplied through the 220 kV Rangia-BTPS D/C and the 132 kV Rangia-Montanga line. However, the loading on the 220 kV Rangia-BTPS D/C often does not comply with N-1 contingency requirements, particularly during peak demand periods. The tripping of any one circuit of the 220 kV Rangia-BTPS D/C could result in grid disturbances in the region
- Furthermore, a high loading of 84 MW was observed on the 132 kV Rangia-Montanga line, which is serious concern issues

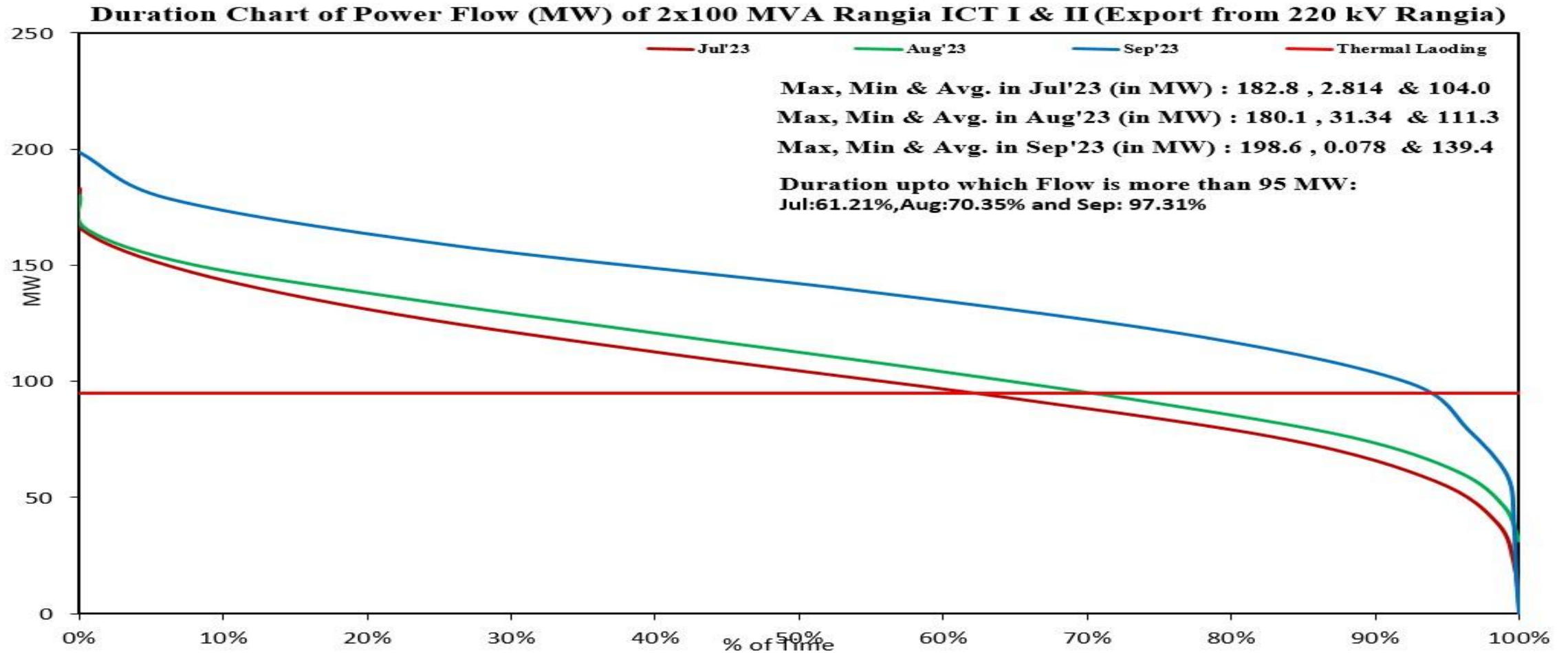
Loading of BTPS ICTs



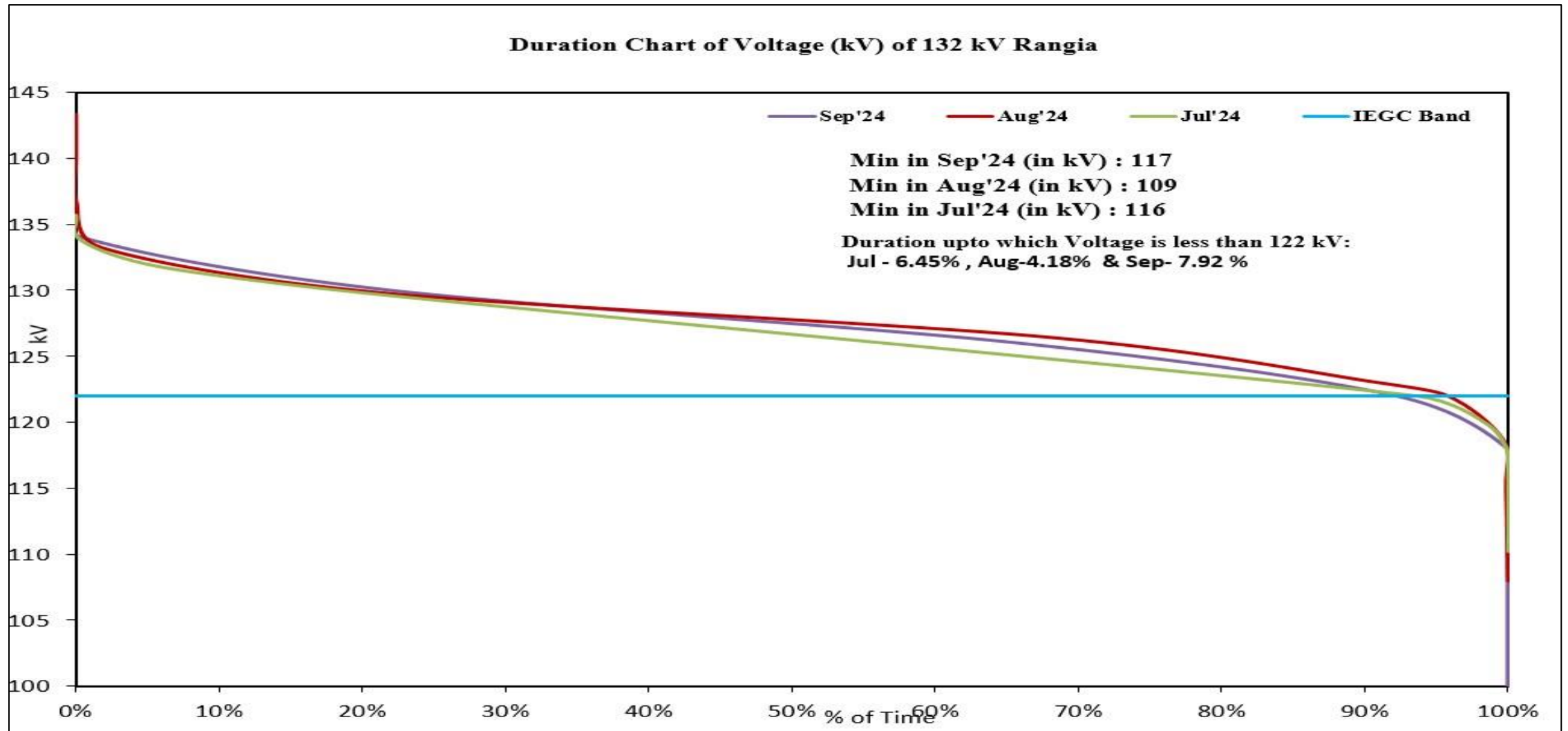
Loading of BTPS ICTs



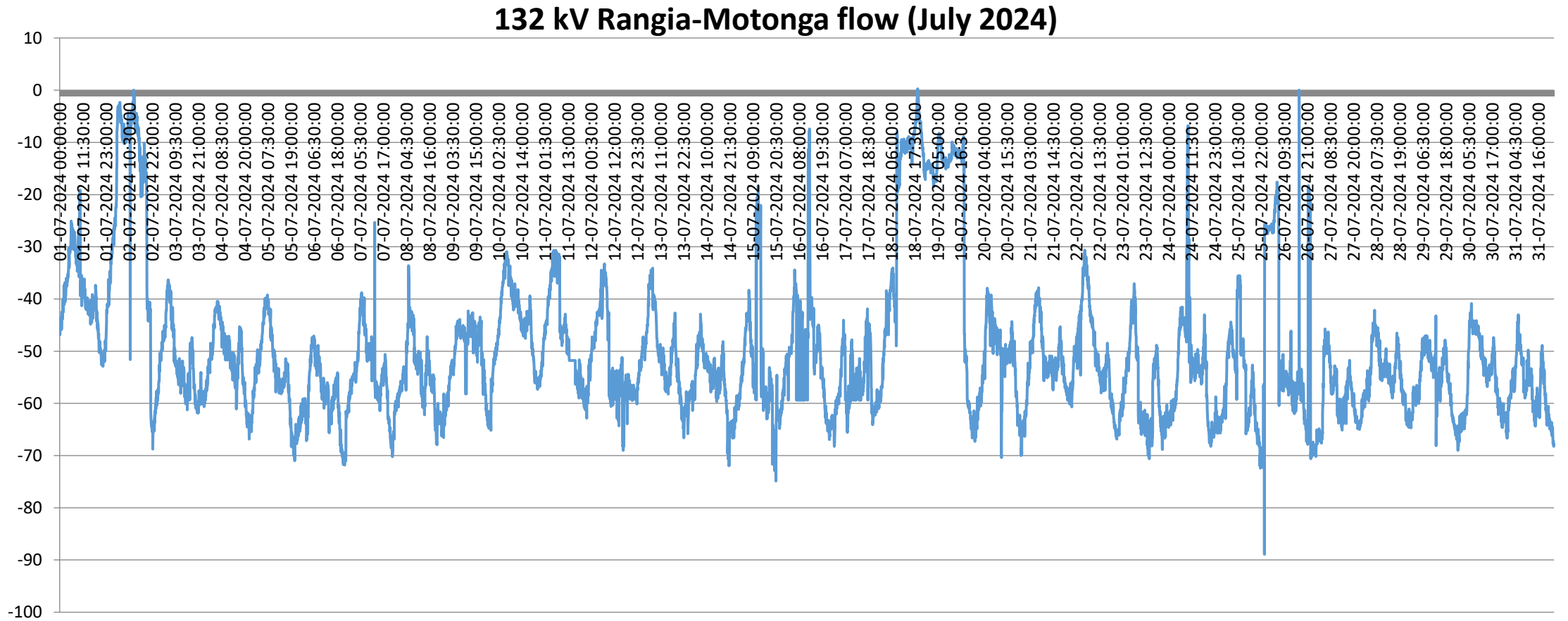
Loading of Rangia ICTs



Voltage Profile of Rangia Bus

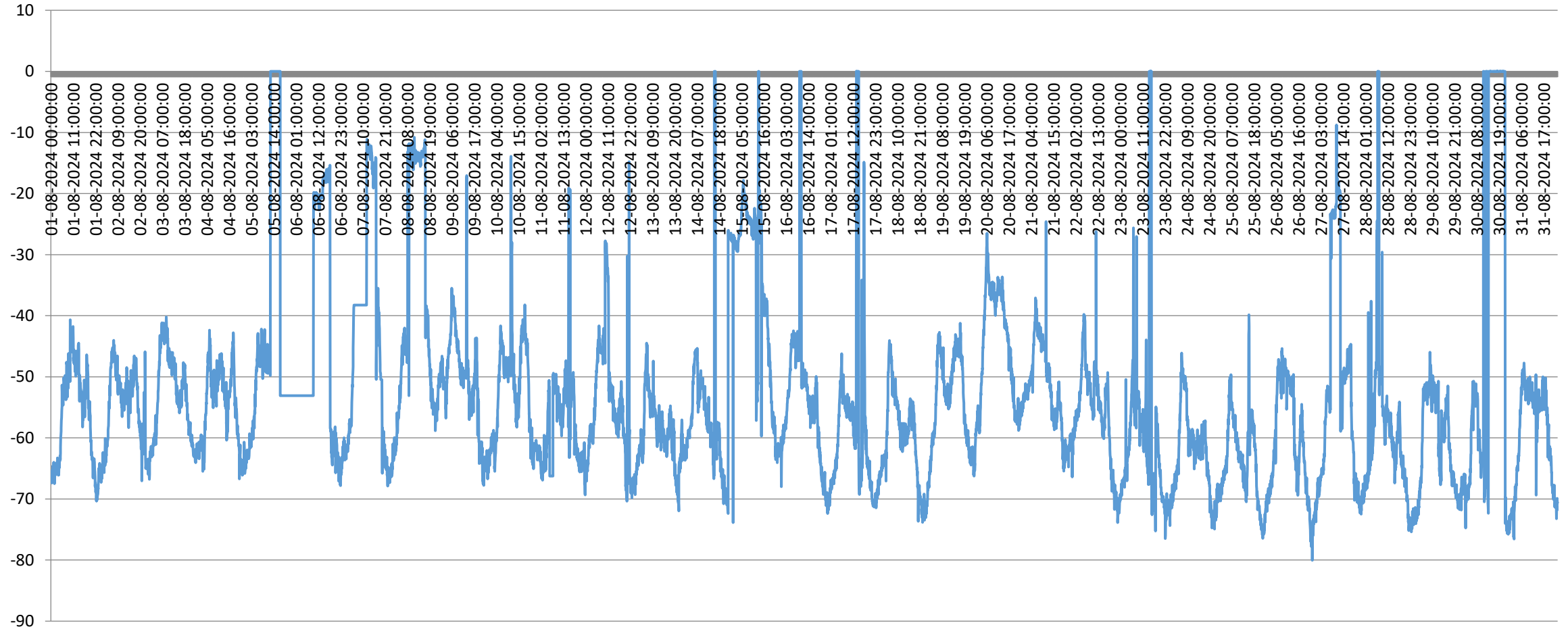


Loading Profile of 132 kV Rangia-Monttanga line-Juy24



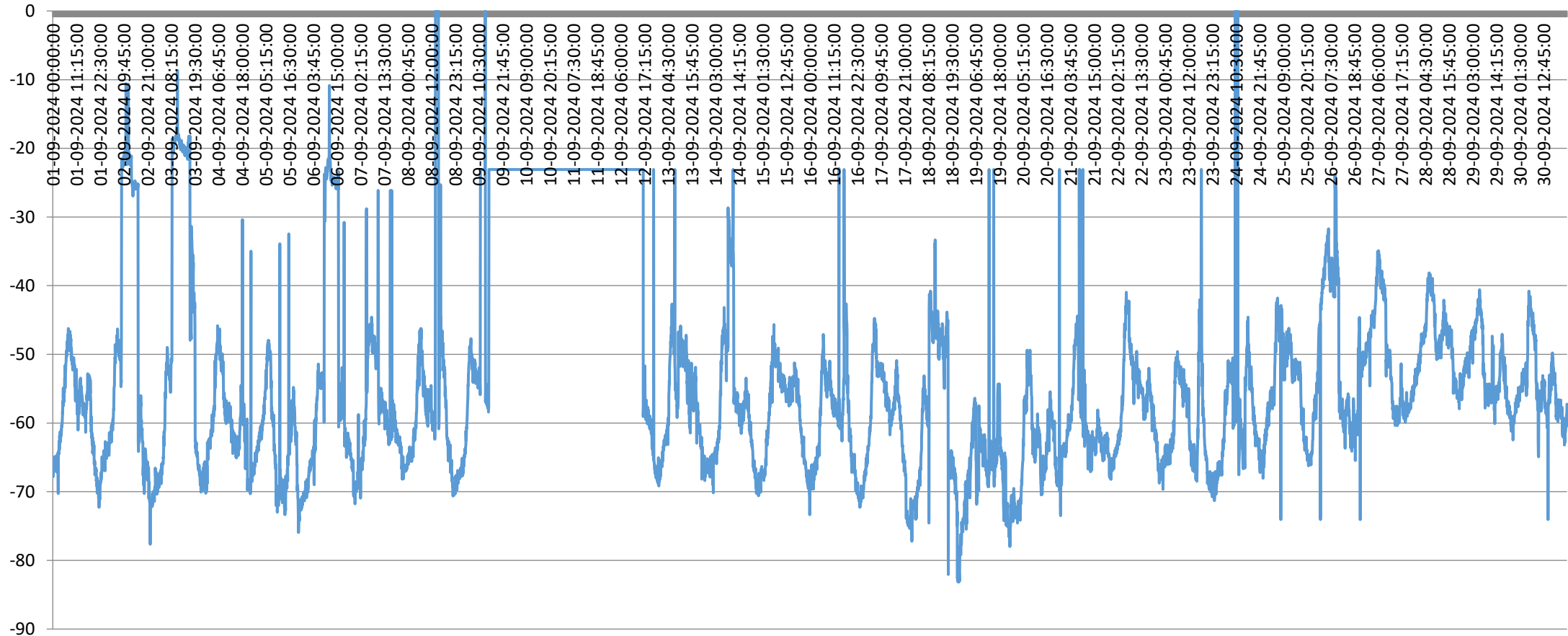
Loading Profile of 132 kV Rangia-Monttanga line-Aug24

132 kV Rangia-Motonga flow (August 2024)



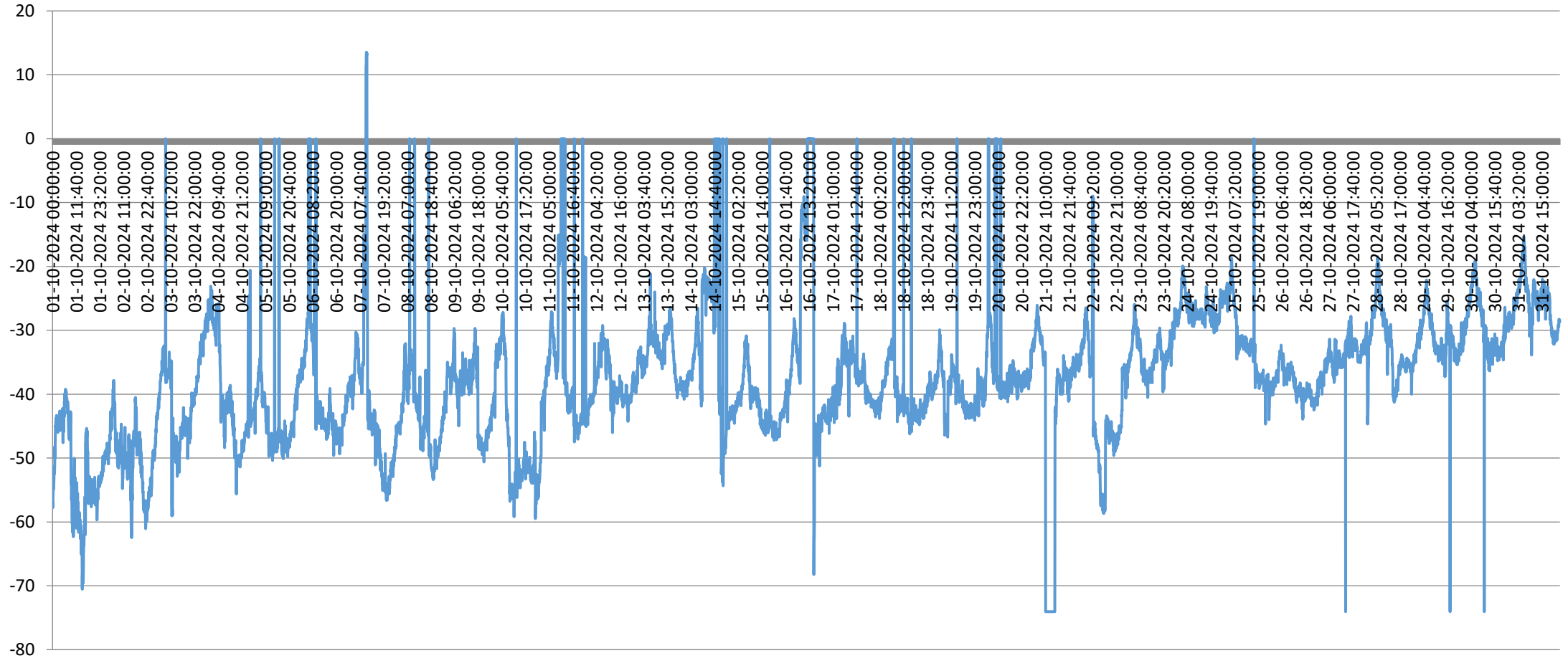
Loading Profile of 132 kV Rangia-Monttanga line-Sep24

132 kV Rangia-Motonga flow (September 2024)

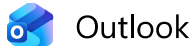


Loading Profile of 132 kV Rangia-Monttanga line-Oct24

132 kV Rangia-Motonga flow (October 2024)



Annexure2.25



Outlook

Re: Configuration of AGC Communication Link-2 for NER Region Plants

From Neha Madhukar <nmadhukar@grid-india.in>

Date Wed 2026-05-20 10:49

To hop-subansirilower@nhpc.nic.in <hop-subansirilower@nhpc.nic.in>; jaganathpani@nhpc.nic.in <jaganathpani@nhpc.nic.in>; anirban@nhpc.nic.in <anirban@nhpc.nic.in>; pho-loktak <pho-loktak@nhpc.nic.in>; phem-loktak@nhpc.nic.in <phem-loktak@nhpc.nic.in>; GSONOWAL@NTPC.CO.IN <GSONOWAL@NTPC.CO.IN>; MSAJEEV@NTPC.CO.IN <MSAJEEV@NTPC.CO.IN>; AMCHOUDHURY@NTPC.CO.IN <AMCHOUDHURY@NTPC.CO.IN>; edonm@neepco.co.in <edonm@neepco.co.in>; pratimanas@neepco.co.in <pratimanas@neepco.co.in>; phnsym_dhep@rediffmail.com <phnsym_dhep@rediffmail.com>; subhankar.bhatta@neepco.co.in <subhankar.bhatta@neepco.co.in>; jamirbendang@neepco.co.in <jamirbendang@neepco.co.in>

Cc Ankur Gulati (अंकुर गुलाटी) <ankurgulati@grid-india.in>; Rohit Shukla (रोहित शुक्ला) <shukla.rohit@grid-india.in>; Phanisankar Chilukuri (फणिशंकर चिलुकूरि) <pchilukuri@grid-india.in>; PIDAPARTHI VENKATA SIVA ROHIT <rohit.pvs@grid-india.in>; Anmol Sharma (अनमोल शर्मा) <anmolsharma@grid-india.in>; Satyam Chaudhary <satyam@grid-india.in>; SWASTIK SOURABH <ssourabh@grid-india.in>; NERLDC SCADA <nerldc.scada@grid-india.in>

Sir/Ma'am

This is a reminder regarding the trailing mail. The AGC standby link port details and IP addresses were already provided in the trailing mail. Kindly update the configuration of these standby links at the site end at the earliest.

Port Details are as follows:

1. Loktak: Fibcom Panel Slot-21/Port-4
2. Doyang: Fibcom Panel Slot-21/Port-4
3. NTPC BgTPP: ECI Pannel TS2 Card/PORT 2
4. Kopili: ECI Pannel TS2 Card/PORT 2
5. Lower Subansiri: Tejas 1400 panel Slot-1/Port-7

Ip details are as follows:

1. Loktak: 172.19.89.3
2. Doyang: 172.19.89.9
3. NTPC BgTPP: 172.19.89.2
4. Kopili: 172.19.89.6
5. Lower Subansiri: 172.19.89.8

सादर धन्यवाद/ Thanks & Regards

नेहा मधुकर / Neha Madhukar

सहायक प्रबंधक /Assistant Manager

रा. भा. प्रे. के. / National Load Despatch Center

ग्रिड कंट्रोलर ऑफ इंडिया लिमिटेड (ग्रिड-इंडिया)

Grid Controller of India Ltd. (Grid-India)

From: Neha Madhukar

Sent: Tuesday, April 7, 2026 11:24 AM

To: hop-subansirilower@nhpc.nic.in <hop-subansirilower@nhpc.nic.in>; jaganathpani@nhpc.nic.in <jaganathpani@nhpc.nic.in>; anirban@nhpc.nic.in <anirban@nhpc.nic.in>; pho-loktak <pho-loktak@nhpc.nic.in>; phem-loktak@nhpc.nic.in <phem-loktak@nhpc.nic.in>; GSONOWAL@NTPC.CO.IN <GSONOWAL@NTPC.CO.IN>; MSAJEEV@NTPC.CO.IN <MSAJEEV@NTPC.CO.IN>; AMCHOUDHURY@NTPC.CO.IN <AMCHOUDHURY@NTPC.CO.IN>; edonm@neepco.co.in <edonm@neepco.co.in>; pratimanas@neepco.co.in <pratimanas@neepco.co.in>; phnsym_dhep@rediffmail.com <phnsym_dhep@rediffmail.com>; subhankar.bhatta@neepco.co.in <subhankar.bhatta@neepco.co.in>; jamirbendang@neepco.co.in <jamirbendang@neepco.co.in>

Cc: Ankur Gulati (अंकुर गुलाटी) <ankurgulati@grid-india.in>; Rohit Shukla (रोहित शुक्ला) <shukla.rohit@grid-india.in>; Phanisankar Chilukuri (फणिशंकर चिलुकूरि) <pchilukuri@grid-india.in>; PIDAPARTHI VENKATA SIVA ROHIT <rohit.pvs@grid-india.in>; Anmol Sharma (अनमोल शर्मा) <anmolsharma@grid-india.in>; Satyam Chaudhary <satyam@grid-india.in>; SWASTIK SOURABH <ssourabh@grid-india.in>; NERLDC SCADA <nerldc.scada@grid-india.in>

Subject: Re: Configuration of AGC Communication Link-2 for NER Region Plants

Sir/Ma'am

These are the IP details for AGC communication Standby Link :

Loktak: 172.19.89.3

Doyang: 172.19.89.9

NTPC BgTPP: 172.19.89.2

Kopili: 172.19.89.6

Lower Subansiri: 172.19.89.8

Kindly provide an update on the configuration status of Standby Link for the above locations.

Please confirm once the configuration is completed or if any further inputs are required from our side.

सादर धन्यवाद/Thanks & regards

नेहा मधुकर /Neha Madhukar

रा.भा.प्रे.के./National Load Dispatch Centre

ग्रिड कंट्रोलर ऑफ़ इंडिया लि.

Grid Controller of India Ltd.

संपर्क/Contact :- 9602473328

From: Neha Madhukar

Sent: 18 March 2026 10:44:59

To: hop-subansirilower@nhpc.nic.in; jaganathpani@nhpc.nic.in; anirban@nhpc.nic.in; pho-loktak; phem-loktak@nhpc.nic.in; GSONOWAL@NTPC.CO.IN; MSAJEEV@NTPC.CO.IN; AMCHOUDHURY@NTPC.CO.IN; edonm@neepco.co.in; pratimanas@neepco.co.in; phnsym_dhep@rediffmail.com; subhankar.bhatta@neepco.co.in; jamirbendang@neepco.co.in

Cc: Ankur Gulati (अंकुर गुलाटी); Rohit Shukla (रोहित शुक्ला); Phanisankar Chilukuri (फणिशंकर चिलुकूरि); PIDAPARTHI

VENKATA SIVA ROHIT; Anmol Sharma (अनमोल शर्मा); Satyam Chaudhary; SWASTIK SOURABH; NERLDC SCADA

Subject: Configuration of AGC Communication Link-2 for NER Region Plants

Sir/Ma'am

Dear Sir/Madam,

The AGC communication Link-2 availability has now been extended to all plants in the NER region up to the FOTE panel.

All plants are requested to kindly complete the necessary cable configuration at their end to ensure the availability of Link-2 at the site.

Further, you are requested to assign IP addresses for Link-2 in consultation with the NLDC SCADA team. Your prompt action in this regard is highly appreciated.

सादर धन्यवाद/Thanks & regards

नेहा मधुकर /Neha Madhukar

रा.भा.प्रे.के./National Load Dispatch Centre

ग्रिड कंट्रोलर ऑफ़ इंडिया लि.

Grid Controller of India Ltd.

संपर्क/Contact :- 9602473328