



भारत सरकार/Government of India
विद्युत मंत्रालय/Ministry of Power
उत्तर पूर्वी क्षेत्रीय विद्युत समिति/North Eastern Regional Power Committee
लपलांग शिलांग-793006/Lapalang, Shillong 793006

No. NERPC/SE(O)/OCC/2026/544-587 -

Date:12-05-2026

सेवा में / To,
संलग्न सूची के अनुसार / As per list enclosed.

विषय/Sub: 238वीं ऑपरेशन कोऑर्डिनेशन उप-समिति (ओसीसी) की बैठक का एजेंडा-तत्संबंधी।/ Agenda of 238th Operation Coordination Sub-Committee (OCC) Meeting - reg.

सर/मैडम,
Sir/Madam,

कृपया आपकी जानकारी और आवश्यक कार्रवाई के लिए 15 मई 2026 को होटल नंदन, शिलांग में आयोजित होने वाली 238वीं ओसीसी बैठक के एजेंडे के साथ यहां संलग्न देखें। कार्यसूची एनईआरपीसी की वेबसाइट www.nerpc.gov.in पर भी उपलब्ध है।

Please find enclosed herewith the agenda of the 238th OCC Meeting to be held at Hotel Nandan, ^{Guwahati} Shillong on 15th May 2026 for your kind information and necessary action. The agenda is also available on the website of NERPC: www.nerpc.gov.in.

भवदीय / Yours faithfully,

दिनेश बाउरी
12/5/2026

(डी.के. बाउरी/ D.K Bauri)

निदेशक/ Director

परिचालन/ Operation

Encl: As above

अभिभाषकों की सूची /List of Addressees:

1. Managing Director, AEGCL, Bijuli Bhawan, Guwahati – 781 001
2. Managing Director, APGCL, Bijuli Bhawan, Guwahati – 781 001
3. Managing Director, APDCL, Bijuli Bhawan, Guwahati – 781 001
4. Managing Director, MSPCL, Electricity Complex, Keishampat, Imphal – 795 001
5. Managing Director, MSPDCL, Secure Office Bldg. Complex, South Block, Imphal – 795 001
6. Director (Transmission), MePTCL, Lumjingshai, Short Round Road, Shillong – 793 001
7. Director (Generation), MePGCL, Lumjingshai, Short Round Road, Shillong – 793 001
8. Director (Distribution), MePDCL, Lumjingshai, Short Round Road, Shillong – 793 001

9. Director (Tech.), TSECL, Banamalipur, Agartala -799 001.
10. Director (Generation), TPGCL, Banamalipur, Agartala -799 001.
11. GM (Transmission), TPTL, Bidyut Bhaban, Banamalipur, Agartala -799 001.
12. Chief Engineer (WE Zone), Department of Power, Govt. of Arunachal Pradesh, Itanagar- 791111
13. Chief Engineer (TP&MZ), Department of Power, Govt. of Arunachal Pradesh, Itanagar- 791111
14. Chief Engineer (Commercial) -cum- CEI, DoP, Govt. of Arunachal Pradesh, Itanagar- 791111
15. Engineer-in-Chief, P&E Department, Govt. of Mizoram, Aizawl – 796 001
16. Engineer-in-Chief, Department of Power, Govt. of Nagaland, Kohima – 797 001
17. ED (O&M), NEEPCO Ltd., Brookland Compound, Lower New Colony, Shillong-793003
18. ED (O&M), NHPC, NHPC Office Complex, Sector-33, Faridabad, Haryana-121003
19. Group GM, NTPC, Bongaigoan Thermal Power Project, P.O. Salakati, Kokrajhar- 783369
20. Vice President (Plant), OTPC, Badarghat Complex, Agartala, Tripura – 799014
21. ED, PGCIL/NERTS, Dongtich-Lower Nongrah, Lapalang, Shillong -793 006
22. AGM (BD), NVVN, Core 5, 3rd floor, Scope Complex, 7 Institutional Area, Lodhi Rd., N. Delhi-3
23. Vice President, PTCIL, 2nd Floor, NBCC Tower, 15, Bhikaji Cama Place, New Delhi – 110066
24. Dy. COO, CTUIL, "Saudamini", 1st Floor, Plot No. 2, Sector-29, Gurugram, Haryana – 122001
25. Chief Engineer, GM Division, Central Electricity Authority, New Delhi – 110066
26. Chief Engineer, NPC Division, Central Electricity Authority, New Delhi – 110066
27. ED, NERLDC, Dongtich, Lower Nongrah, Lapalang, Shillong -793 006
28. CGM, AEGCL, Bijuli Bhawan, Guwahati – 781001
29. CGM, APGCL, Bijuli Bhawan, Guwahati – 781001
30. CGM, DISCOM, Bijuli Bhawan, Guwahati – 781001
31. Head of SLDC, Dept. of Power, Govt. of Arunachal Pradesh, Itanagar – 791111
32. CGM, (LDC), SLDC Complex, AEGCL, Kahilipara, Guwahati-781 019
33. Head of SLDC, MSPCL, Imphal – 795001
34. Head of SLDC, MePTCL, Lumjingshai, Short Round Road, Shillong – 793 001
35. Head of SLDC, P&E Deptt. Govt. of Mizoram, Aizawl – 796 001
36. Head of SLDC, Dept. of Power, Govt. of Nagaland, Dimapur – 797103
37. Head of SLDC, TSECL, Agartala – 799001
38. Chief Engineer (Elect), Loktak HEP, Vidyt Vihar, Kom Keirap, Manipur- 795124
39. DGM (O&M), OTPC, Badarghat Complex, Agartala, Tripura – 799014
40. Director, NETC, 2C, 3rdFloor, D21Corporate Park, DMRC Building Sector 21, Dwarka, Delhi-77
41. AGM Regulatory & Commercial, NER II TL, 10th Floor, Berger Tower, Noida sector 16B-201301
42. Project Head, NERPSIP/PGCIL, Pub Suraj Nagar, Nutun Bazar, Kahelipara, Guwahati- 781019
43. ED, Comprehensive Scheme (Ar. Pradesh), PGCIL, Tayeng Building, Nitivihar, Itanagar-791111
44. Head O&M, NBTL, RZM Infinity 5th floor, Block-15, Phase-4, Udyog Vihar, Gurugram, Haryana-122008

दिनांक 12/11/2026

(डी.के. बाउरी/ D.K Bauri)

निदेशक/ Director

परिचालन/ Operation



सत्यमेव जयते

**AGENDA FOR
238th OCC MEETING**

Time: 10:30 Hrs.

Date: 15th May, 2026 (Friday)

Venue: Hotel Nandan, Guwahati

Contents

1. PART-A: CONFIRMATION OF MINUTES	4
1.1. Confirmation of Minutes of 237 th Meeting of OCC Sub-Committee of NERPC 4	
2. PART-B: ITEMS FOR DISCUSSION	4
2.1. AMC of PDMS and PSCT for 2026–27 –Recommendations of the Committee and Negotiated Price-NERPC.....	4
2.2. Finalization of Annual Maintenance Contract (AMC) for Metering and AMR Components of SAMAST for North Eastern Region States.....	6
2.3. Automatic Demand Management System (ADMS) Healthiness Status in NER Grid-NERPC	7
2.4. Monitoring of Transmission Resource Adequacy-CEA.....	8
2.5. Review and updation of Transmission Resource Adequacy up to 2036-37- CEA	9
2.6. Capacity Building on the transmission planning-CEA.....	10
2.7. Collection of Captive Power Plant (CPP) Generation data of NER-NERPC ...	10
2.8. Operation and Protection Issues related to Nagaland.....	11
2.9. Implementation Schedule for Modification of Switching Arrangement and Relocation of Control & Relay Panels at 132/33 kV Lekhi Substation-Ar. Pradesh 14	
2.10. Approval for Reconfiguration of 132 kV Line Bays at Khupi Substation- Ar. Pradesh.....	15
2.11. Energisation of 400 kV Lower Subansiri–BNC I & II Circuits from Lower Subansiri side-NERLDC.....	17
2.12. Utilisation of 220/132 kV,2x160 MVA ICTs at Balipara by AEGCL-NERLDC 17	
2.13. Early strengthening of 220 kV Balipara-Sonabil DC and 220 kV Agia- BTPS DC-NERLDC	19
2.14. Maintaining Healthy Spare for Reliable Grid Operation-NERLDC.....	20
2.15. Updation of List of Important Grid Elements for 2026-27-NERLDC	21
2.16. Mock Black Start of Units in compliance with IEGC-NERLDC.....	22
2.17. Regarding non-submission of Demand forecast and Resource Adequacy (RA) data as per IEGC 2023-NERLDC	22
2.18. Operational Planning and Resource Adequacy for June 2026-NERLDC.....	24
2.19. Automatic Generation Control (AGC) in Indian Grid (Agenda 3.18 of 33rd NETeST Meeting)-NERLDC	25
2.20. Repeated tripping of 220 kV Misa-Kopili 2 & 3 Lines-NERLDC	27
2.21. Implementation of “Full Surrender” as Default Option in Requisition Submission w.e.f. 06.05.2026 in WBES for Day ahead scheduling for date 07.05.26 onwards-NERLDC	28

2.22. Procedure for assessing the utilization of Connectivity or the GNA quantum by the Grantees- Stakeholders Comments Reg-NERLDC..... 28

2.23. Submission of Pending Documents and Compliance as per various Rules, Regulations and Procedures pertaining to FTC-NERLDC..... 29

2.24. Painting work to restrict the corrosion for the safety & enhancement of life of the towers in 400 kV D/c Silchar-Byrnihat-Azara line traversing through highly polluted area near Byrnihat –NETC..... 31

PART-C: ITEMS FOR UPDATE/FOLLOW-UP 32

NORTH EASTERN REGIONAL POWER COMMITTEE

AGENDA FOR 238th OCC MEETING TO BE HELD ON 15.05.2026 (FRIDAY) AT 10:30 HRS

1. PART-A: CONFIRMATION OF MINUTES

1.1. Confirmation of Minutes of 237th Meeting of OCC Sub-Committee of NERPC

The minutes of 237th meeting of OCC Sub-committee held on 22.04.2026 at NERPC Conference Hall, Shillong were circulated vide letter No. NERPC/SE (O)/OCC/2026/304-346 dated 30th April 2026.

No comments were received from constituents

Sub-committee may confirm the minutes of 237th OCCM

2. PART-B: ITEMS FOR DISCUSSION

2.1. AMC of PDMS and PSCT for 2026–27 –Recommendations of the Committee and Negotiated Price-NERPC

The PDMS and PSCT systems have been commissioned at NERPC in 2018 for providing a database for protection settings of NER grid elements and to provide a software for carrying out protection coordination studies. The 6th year AMC of the system expired on 14.03.2026. The budgetary offer was sought from M/S PRDC for 7th year AMC (2026-27). PRDC vide email dtd. 21.01.2026 provided the offer which was discussed in the 31st TCC NERPC meetings held on 11-12 February 2026. The TCC/NERPC forum felt that the price was very high and needs some revision. Therefore, the forum decided that a committee would be formed to negotiate the AMC price with the vendor.

Pursuant to the 31st TCC /NERPC decision, a committee was formed vide NERPC order dtd. 29.04.2026 to review the scope of AMC work and negotiate the price with the vendor.

Consequently, the Committee held meeting with M/s PRDC on 30.04.2026 to negotiate the price.

The committee noted the budgetary offer provided by PRDC vide mail dtd. 21.01.2026 to NERPC. The offer given was around ₹ 1.5 crore for two years, i.e. ₹ 75 lakhs per year, while the final cost of AMC for 6th year was around ₹ 58 lakhs only. The committee noted that the price is exorbitant and needs revision.

The committee proposed to include the following works in the scope of work of AMC, over and above the original scope–

- I. PRDC to visit the constituent utilities for data updation. The number of visits would be 10 to 12 in number as maximum.
- II. To coordinate with NERLDC to update the NER transmission network in MiPSCT in line with PSSE data base.
- III. No limit to be put on the number of relay settings calculation study
- IV. Protection expert to attend PCC and give expert advice on trippings and grid events.
- V. To undertake tripping analysis. DR EL to be downloaded from tripping portal of NERLDC. NERLDC to help PRDC get access to the tripping portal for downloading DR, FIR and EL.

PRDC agreed to include these additional scopes in the AMC work. Regarding the price, the committee urged PRDC to reduce it considering the amount of work and stressed financial situation of NER states. The committee urged PRDC to rationalized it keeping in mind the general annual escalation of around 10 %.

Finally, PRDC agreed to rationalize the AMC cost and on 05.05.2026, it provided the revised offer with new AMC cost for one year, which is around ₹66 lakhs only, also including the additional scope of work suggested by committee members. The revised cost was intimated to the committee members and they agreed to the price.

Put up for information and approval of OCC forum.

2.2. Finalization of Annual Maintenance Contract (AMC) for Metering and AMR Components of SAMAST for North Eastern Region States

During the Special Meeting held on 14.04.2026, representatives of NERPC, NERLDC and all constituent States deliberated on the pending AMC for Metering and AMR Components of SAMAST.

Representative from Meghalaya delivered a detailed presentation, breaking down the hardware/software support requirements and explicitly demonstrating how the prices quoted by M/s Genus are exorbitant and commercially unviable when compared to market standards and the original tender conditions.

Sl No	NER State	Meters (Nos)	DCU (Nos)	Ind. Eth Switch (Nos)	Project Impl. Cost (₹ Cr, excl. Tax)	Project Impl. Cost (₹ Cr, incl. 18%)	Original Tender ATS 3yr Cap (₹ Cr, excl. Tax)	Original Tender ATS 3yr Cap (₹ Cr, incl. Tax)	Genus New Offer AMC 5yr (₹ Cr, incl. Tax)	Genus New Offer AMC 3yr (₹ Cr, incl. Tax)
1	Meghalaya	225	47	79	2.68	3.16	2.01	2.37	4.73	2.84
2	Assam	560	100	216	4.18	4.93	3.14	3.70	7.39	4.43
3	Arunachal Pradesh	55	12	5	4.25	5.02	3.19	3.76	7.53	4.52
4	Manipur	475	94	94	6.47	7.63	4.85	5.73	11.45	6.87
5	Mizoram	223	96	12	5.14	6.07	3.86	4.55	9.10	5.46
6	Nagaland	128	24	10	4.64	5.48	3.48	4.11	8.22	4.93
7	Tripura	261	39	30	5.34	6.30	4.01	4.73	9.45	5.67
	TOTAL	1927	412	446	32.70	38.59	—	28.94	57.88	34.73

The forum observed that the prices quoted by M/s Genus and M/s Kalkitech were substantially higher than the acceptable levels and were commercially unviable.

After detailed deliberation, constituent States proposed the following acceptable ceilings for a 5-year AMC (inclusive of taxes) for MDAS software

and DCUs including Control Centre IT Hardware and Grid Sub-station Hardware (excluding meters):

- **Meghalaya:** ₹2.38 Crore
- **Assam:** ₹6.15 Crore
- **Tripura:** ₹2.50 Crore
- **Manipur:** ₹9.55 Crore
- **Mizoram:** ₹3.20 Crore
- **Nagaland:** ₹1.70 Crore
- **Arunachal Pradesh:** ₹1.20 Crore
- **Total: 26.68 Crore**

The forum requested NERPC Secretariat to act as the nodal agency for negotiating with the OEMs/service providers and to explore all possible options for optimization of AMC cost. Accordingly, NERPC has initiated discussions with the concerned vendors.

The matter is placed before the OCC for information and NERPC may update the status of negotiation for further guidance regarding the modalities for finalization and implementation of the AMC for the SAMAST system.

2.3. Automatic Demand Management System (ADMS) Healthiness Status in NER Grid-NERPC

Background:

The healthiness of the ADMS was discussed in the 234th OCCM & 236th OCCM. It was observed that the ADMS across all seven NER states remained 100% operational and fully functional during the entire warranty and mandatory three-year contractual support period. However, post completion of this support period, AMC has not yet been operationalized in Tripura, Manipur, and Nagaland.

In 237th OCC Meeting, MS, NERPC informed the forum that a separate meeting will be convened with Manipur, Nagaland, Tripura, and M/s Orbit to

deliberate upon and resolve issues related to AMC of ADMS. Also, he stated that other States also may be called during the special meeting to assess the operational status of ADMS. He further emphasized that periodic monitoring of ADMS operability shall also be undertaken to ensure sustained functionality and reliability of the system across the region.

Pursuant to the deliberations in the 237th OCC Meeting, an online meeting was convened on 5th May 2026 to discuss issues related to the ADMS AMC with all stakeholders. The minutes of the meeting were issued on 8th May 2026 and are enclosed as **Annexure-I**. M/s Orbit has submitted the cost implications of AMC for all states enclosed with minutes.

Manipur, Tripura, and Nagaland may update the status of the ADMS AMC.

2.4. Monitoring of Transmission Resource Adequacy-CEA

The report on "Intra State Transmission Resource Adequacy Plan all the NER states i.e. Arunachal Pradesh, Assam, Manipur, Meghalaya, Mizoram, Nagaland & Tripura by the year 2034-35" have been prepared in consultation with each of the NER states, CTUIL and Grid-India.

The system studies have been conducted for different state specific scenarios for the timeframe 2031-32 & 2034-35 in consultation with NER states, CTUIL and Grid-India considering the anticipated demand, generation capacity, demand pattern, operational feedback from NERLDC and SLDC. Based on the studies, the requirement of transmission system by the year 2034-35 has been identified for each of the states in NER region.

The brief of the reports is as below:

Sl. No.	State	Issued Date	New transmission lines/Reconductoring of old lines by the year 2034-35 (in ckm)	Transformation Capacity addition/Augmentation by the year 2034-35(in MVA)

1	Mizoram	30 th April 2025	659	294
2	Manipur	30 th April 2025	647	640
3	Nagaland	29 th May 2025	1247	1300
4	Meghalaya	30 th June 2025	1336	1118
5	Tripura	28 th July 2025	335	1140
6	Assam	14 th August 2025	4720	15280
7	Ar. Pradesh	12 th Sept. 2025	846.5	1103
Total			9790.5	20875

The year-wise bifurcation of the requirement of the transmission elements for the states is also available in their respective Transmission Resource Adequacy Report.

Regular monitoring of the “Intra State Transmission Resource Adequacy Plan for each NER states by 2034-35” is required to ensure timely implementation of the identified transmission systems.

States may update the status of planned transmission systems.

2.5. Review and updation of Transmission Resource Adequacy up to 2036-37- CEA

CEA has prepared and issued “Report on Intra State Transmission Resource Adequacy Plan up to 2034-35” for North Eastern Region (NER) states in consultation with NER states, CTUIL & NERLDC.

In exercise of the power conferred by Section 3(4) of the Electricity Act 2003, CEA prepares National Electricity Plan (NEP). Accordingly, the activities for preparation of the NEP 2036-37 have been initiated. In the NEP, the requirement of the intra state transmission system would be included.

Therefore, STUs need to prepare their respective “Transmission Resource Adequacy Report by the year 2036-37” considering the projected demand and generation.

Forum may deliberate.

2.6. Capacity Building on the transmission planning-CEA

Transmission system planning is a specialized domain requiring continuous engagement and in-depth understanding of system studies. In this regard, STUs shall have dedicated team for the transmission planning with minimal transfers to ensure continuity and better understanding of long-term planning processes.

During the exercise of Transmission Resource Adequacy Plan, it was emerged that the capacity building on the transmission planning for the officials of the NER states is required.

Forum may deliberate on the requirement of the capacity building on the transmission system planning.

2.7. Collection of Captive Power Plant (CPP) Generation data of NER- NERPC

Background:

The present electricity generation figures include only utility-based generation and exclude Captive Power Plants (CPPs), resulting in an incomplete assessment of total electricity generation and actual power consumption. The Central Electricity Authority (CEA) currently collects annual CPP generation data for plants of 0.5 MW and above from State DISCOMs under Format-21 of the Central Electricity Authority (Furnishing of Statistics, Returns and Information) Regulations, 2007. To strengthen data collection, CEA is developing an online portal for monthly reporting. In a meeting held on 15 April 2026, chaired by the Chairperson, CEA, it was directed that CPP data collection through the portal be pursued and monitored in OCC forums with participation of Regional Power Survey Offices (RPSOs).

In 237th OCC Meeting, it was decided that SLDCs/DISCOMs to ensure registration and monthly data submission of all captive plants on the CEA portal, while NERPC/RPSO-NE to share the plant list and registration status, with NERPC to follow up the progress in OCC meetings.

SLDCs/DISCOMs may update the status of registration of all eligible Captive Power Plants (CPPs) on the Central Electricity Authority (CEA) portal and the commencement of monthly data submission.

SLDCs/DISCOMs may update the status.

2.8. Operation and Protection Issues related to Nagaland

A. Expediting connectivity of 220/132kV Zhadima SS

The connectivity of the 220 kV Zhadima Substation with the 400/220 kV New Kohima Substation of KMTL through the proposed 220 kV transmission line has been delayed for more than two years. Although the 220 kV switchyard and ICTs at Zhadima Substation have already been installed, the assets are presently lying unutilized.

Commissioning of the 220 kV link is crucial as it will provide a strong power supply source from the ISTS network and substantially improve the reliability of the Nagaland grid, besides enhancing the ATC/TTC of the system. Further, the 400/220 kV ICTs at New Kohima Substation have also been lying idle for a prolonged period, while Department of Power, Nagaland continues to bear the associated charges without utilization of the assets.

In view of the above, Department of Power, Nagaland is requested to provide the present status of the commissioning of the line and take necessary steps to expedite completion and commissioning of the connectivity at the earliest.

B. Major observation during protection audit by NERPC about Kohima substation –

NERPC carried out the protection audit of Kohima Substation on 14.01.2026. During the audit, the following major observations were made:

- i. The substation is approximately 40 years old.

- ii. Severe space constraints exist across the entire substation area.
- iii. Most of the switchyard equipment pertaining to 132 kV, 33 kV and 11 kV systems, including isolators, CTs, etc., are old, rusted and facing clearance-related issues.
- iv. The bus arrangement is vertical and the connections are not as per standard norms, possibly due to space constraints.
- v. The overall condition and functioning of the substation were found to be unsatisfactory. Further, the 132/33 kV ICT-II and 33/11 kV ICT are particularly old and heavily rusted. Many switchyard elements, including the above ICTs, require urgent replacement.
- vi. The control room was also found to be congested, with open cable trenches observed at various locations.

Considering the criticality of Kohima Substation for the Nagaland grid and the present condition of the substation, upgradation to GIS configuration along with bus strengthening, at least for the 132 kV bays, may be considered on priority.

C. Frequent tripping of the 132kV Dimapur -Kohima line-

The 132 kV Dimapur–Kohima line has been experiencing frequent trippings over the last few years, with an average of 3–4 trippings per month, predominantly due to vegetation-related faults. The line is critical for maintaining reliable power supply to the capital area of Nagaland; therefore, ensuring reliability and availability of the line is of utmost importance.

Further, the frequent trippings are also causing operational stress on the GIS circuit breaker at the Dimapur (PG) end. In view of the above, necessary measures such as regular vegetation clearance, strengthening of line maintenance practices and implementation of suitable corrective measures may be undertaken on priority to improve the reliability of the line.

D. Issue with protection system at Kohima

Multiple issues related to relay operation and circuit breaker healthiness were observed during February and March, which resulted in blackout incidents

at Kohima. The incidents indicate concerns regarding the reliability and healthiness of the protection system at the substation.

In view of the above, Department of Power, Nagaland is requested to carry out comprehensive testing and health assessment of protection relays and circuit breakers to identify and rectify the issues at the earliest, so as to ensure reliable operation of the system and prevent recurrence of such incidents.

E. Issue with protection system at Sanis

Multiple blackout incidents have been recorded in the Sanis and Wokha areas over the past one year due to issues related to the directionality of the backup relay at the Sanis end of the 132 kV Doyang–Sanis line.

In the 89th PCCM, Department of Power, Nagaland was advised to carry out thorough testing of the analog signal inputs to the relay and to expedite installation of the line CVT at Sanis for the Doyang line at the earliest. However, the issue still persists and requires urgent attention to avoid recurrence of blackout incidents and to ensure reliable power supply in the affected areas.

F. Status of institutionalizing the Third-party protection audit

In order to ensure regulatory compliance and strengthen the reliability of the protection system, Department of Power, Nagaland is requested to institutionalize the practice of engaging external agencies for carrying out periodic protection audits of substations.

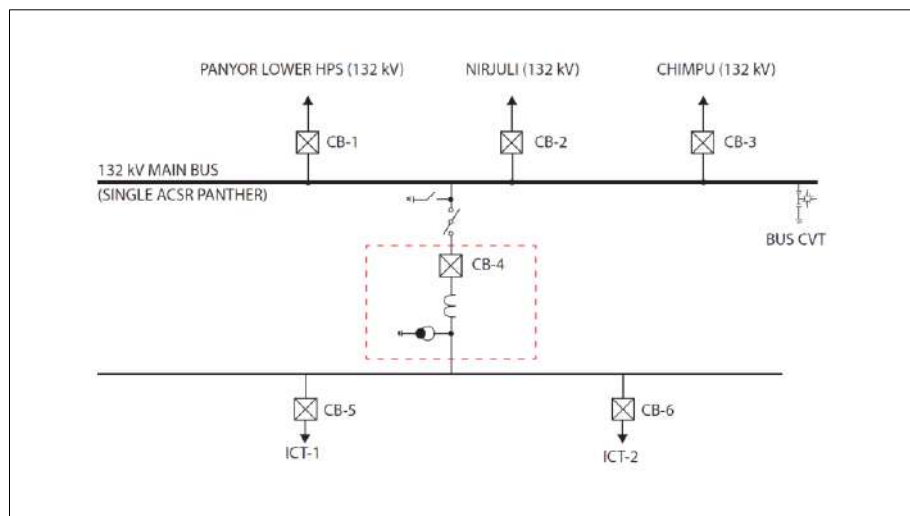
NERPC has already conducted protection audits for six substations during January 2026. However, for the remaining substations, Department of Power, Nagaland needs to engage a competent third-party agency for carrying out detailed protection audits and implementation of corrective measures based on the observations and recommendations of the audit.

DoP Nagaland may update

2.9. Implementation Schedule for Modification of Switching Arrangement and Relocation of Control & Relay Panels at 132/33 kV Lekhi Substation-Ar. Pradesh

The 132/33 kV Lekhi Substation, constructed under a Build–Operate–Transfer (BOT) scheme, presently operates in a single bus configuration. The existing control room housing the 132 kV line and ICT control and relay panels is limited in space and does not permit further expansion. Further, the breaker and associated CTs installed in the bus sectionalizer bay have deteriorated and require frequent maintenance and overhauling.

In line with the proposal concurred by the forum in Agenda No. 2.11 of the 233rd OCCM, it has been planned to remove the existing bus sectionalizer arrangement as indicated in the SLD below (CB-4 and associated instrument transformers) and permanently connect both bus sections through a jumper arrangement, along with phased relocation of the Control & Relay Panels to the new control room.



In continuation of the above, the following implementation schedule is hereby placed before the forum for kind information and operational coordination:

Sl. No.	Date/Period	Activity
1	06.06.2026	Removal of Bus Sectionalizer Circuit Breaker and associated CTs including

			removal of redundant SEM NP-8372, followed by permanent connection of both bus sections through jumper arrangement
2	06.06.2026 08.06.2026	to	Overhauling works of Panyor Lower Line Bay including relocation of Control & Relay Panels
3	08.06.2026 11.06.2026	to	Overhauling works of Nirjuli Line Bay including relocation of Control & Relay Panels

The forum may kindly note the above implementation schedule.

2.10. Approval for Reconfiguration of 132 kV Line Bays at Khupi Substation- Ar. Pradesh

132/33 kV Khupi Substation is presently connected to 132 kV transmission lines from Tenga, Kimi and Seppa Substations. In addition, the 132 kV Bomdila–Khupi Transmission Line is presently under implementation under the Comprehensive Scheme for Strengthening of Transmission and Distribution System in Arunachal Pradesh being executed by POWERGRID.

Further, under the State Plan, the Department of Power, GoAP is implementing Kimi–Khupi Ckt-II with HTLS 900A conductor, while the existing Kimi–Khupi Ckt-I is also being reconducted with HTLS 900A conductor for enhancement of transmission capacity.

With multiple transmission lines terminating at Khupi Substation and owing to the limited availability of line corridor in the hilly terrain surrounding the substation, congestion has developed at the line entry portion of the switchyard and crossing of transmission lines near the terminating end has become largely unavoidable under the existing bay arrangement. Such crossings are expected to pose operational and maintenance constraints in the long term.

Accordingly, after detailed assessment and coordination with POWERGRID, it has been considered necessary to undertake reconfiguration of the 132 kV line bays at Khupi Substation to rationalize the line entry arrangement and minimize crossing of transmission lines in the vicinity of the substation.

The proposed reconfiguration shall be implemented jointly by POWERGRID and the Department of Power, GoAP. The proposed arrangement has been illustrated in the enclosed SLD (**Annexure-III**).

The proposed reconfiguration of bays is as follows:

Bay No.	Existing Assignment	Proposed Assignment
101	Tenga	Bomdila
102	ICT	ICT (No Change)
103	TBC	TBC (No Change)
104	Kimi (Ckt-I)	Tenga
105 (Completed – Yet to be Energised)	Bomdila	Kimi (Ckt-II)
106	Seppa	Kimi (Ckt-I)
107 (Under Implementation)	Kimi (Ckt-II)	Seppa

Necessary DATA revalidation of bays and installation of suitably rated equipment for Kimi (Ckt-I) and Kimi (Ckt-II) shall be ensured prior to commissioning under the revised configuration. The work shall be carried out in a phased manner with prior intimation to all concerned agencies and system operators.

For implementation of the proposed arrangement, minor modifications at the terminating end towers shall be adequate for most of the lines. However, in respect of Khuppi–Kimi Ckt-I and Khupi–Kimi Ckt-II, interchange of the two circuits shall additionally be carried out at the existing crossing location so as to align the lines with the proposed bay configuration.

Approval of the forum is therefore solicited for the following:

1. Reconfiguration of 132 kV line bays at Khupi Substation as proposed above.
2. Interchange of Khupi–Kimi Ckt-I and Khupi–Kimi Ckt-II at the existing crossing location for implementation of the proposed bay arrangement.

Forum may deliberate

2.11. Energisation of 400 kV Lower Subansiri–BNC I & II Circuits from Lower Subansiri side-NERLDC

At present, the 400 kV Lower Subansiri–BNC III & IV circuits are under operation. The 400 kV Lower Subansiri–BNC I & II circuits were charged for the first time from the BNC end on 30-03-2023 by PGCIL; however, these circuits (I & II) are still not in operation due to non-energisation from the Subansiri side.

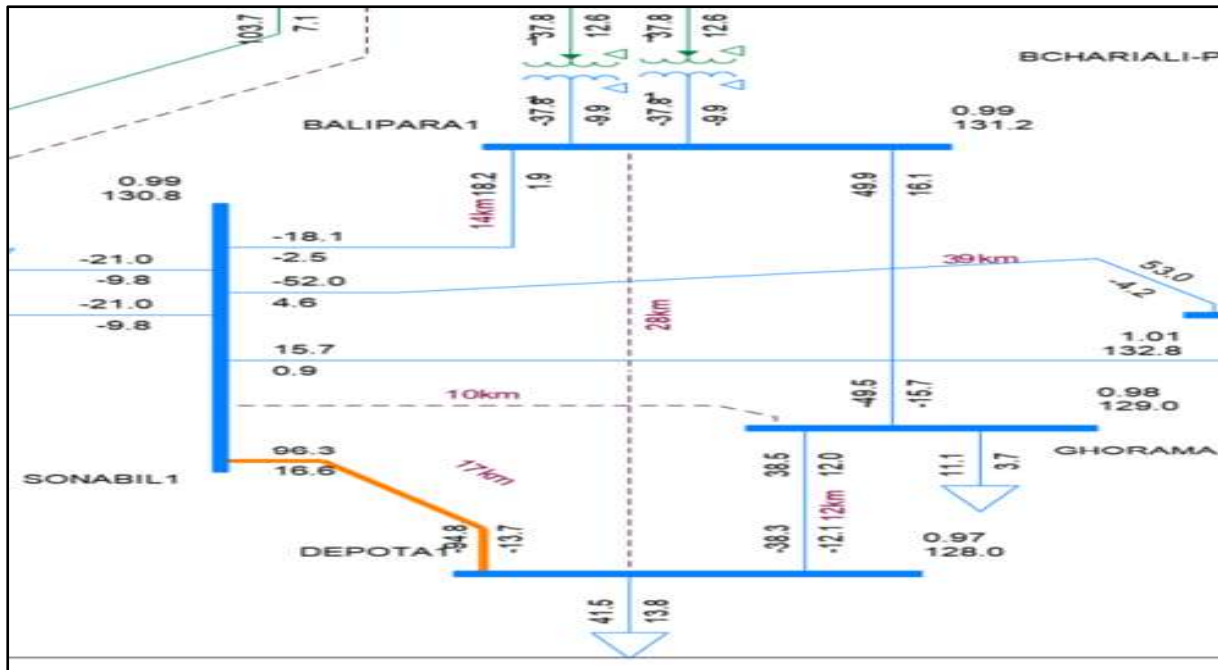
As four units (4x250 MW) of the Lower Subansiri project have already been commissioned, and one line can carry a maximum of 1100 MVA, the addition of any further unit would result in non-compliance with the N-1 criterion.

In this regard, NHPC is requested to operationalise the 400 kV Lower Subansiri–BNC I & II circuits before commissioning the remaining units of the Lower Subansiri project to ensure reliable and secure grid operation.

NHPC may respond

2.12. Utilisation of 220/132 kV, 2x160 MVA ICTs at Balipara by AEGCL-NERLDC

Before June 2018, the following 3 number of interconnections were available for utilization of the 220/132 kV Balipara ICTs viz. 132 kV Balipara – Ghoramari line, 132 kV Balipara – Sonabil line and 132 kV Balipara- Khupi line. Presently, as only one 132 kV connectivity is utilized for Khupi area of Arunachal Pradesh system (around 25 MW flow in peak hour) the 220/132 kV ICTs at Balipara remains underutilised (the ICTS being loaded upto only 10% of their capacity).



The matter was discussed extensively in the 195th OCC meeting and subsequently taken up in the 15th, 16th, 17th, 18th, 19th, 20th, and 21st CMETS meetings. After detailed deliberations, it was finally decided in the 21st CMETS meeting held on 27th July 2023 that AEGCL would construct the following scheme under intra-state with completion timeframe of 3 years from date of award for utilisation of 132kV vacant bays at Balipara S/s (vacated by AEGCL due to bypassing of its Balipara – Sonabil and Balipara – Ghoramari 132kV lines):

Establishment of 2x50MVA, 132/33kV Misamari substation

Balipara – Misamari 132kV D/c (ACSR Zebra) line (utilising the 132kV line bays vacated upon bypassing of Balipara – Sonabil and Balipara – Ghoramari 132kV lines at Balipara substation) alongwith associated line bays at Misamari substation.

LILO of Depota – Rowta 132kV S/c line at Misamari substation along with associated line bays

Due to the non-utilization of the 220/132 kV ICTs at Balipara by AEGCL, power supply to the Tezpur (Sonabil) and Rowta areas is presently being

routed through the 220 kV Balipara–Sonabil D/C line. Consequently, the 220 kV Balipara–Sonabil D/C line reaches high loading level (more than SIL) well before peak demand hours, affecting reliable grid operation.

In view of the above, the forum is requested to deliberate on the matter and request AEGCL to provide the current status of the approved scheme so that timely execution can be ensured for maintaining reliable and secure grid operation.

Forum may deliberate

2.13. Early strengthening of 220 kV Balipara-Sonabil DC and 220 kV Agia- BTPS DC-NERLDC

Due to non-utilization of the 220/132 kV ICTs at Balipara by AEGCL and commissioning of Lower Subansiri generating units, high loading is being observed in the 220 kV Balipara–Sonabil D/C line. It has been observed that with every increase of 100 MW generation from Lower Subansiri Plant, the loading in 220 kV Balipara–Sonabil D/C line increases by approximately 5–6 MW.

The loading in the 220 kV Balipara–Sonabil D/C line can be reduced by increasing power export through HVDC. However, with every additional 100 MW export through HVDC, the loading in the 220 kV BTPS–Agia D/C line also increases by around 5–6 MW.

Apart from the above, the current Total Transfer Capability (TTC) of the North Eastern Region is being restricted due to high loading on the following transmission lines under the N-1 contingency condition of the 400 kV Bongaigaon–Azara line:

- 220 kV Balipara–Sonabil DC
- 220 kV BTPS–Agia DC

Therefore, upon commissioning of all units of Lower Subansiri Plant, high loading is expected in both the 220 kV Balipara–Sonabil D/C line and the 220 kV Agia–BTPS D/C line during the coming summer season.

As per the Minutes of the 52nd CMETS-NER meeting held on 26th February 2026, reconductoring of 220 kV Balipara–Sonabil D/C line is to be implemented under NERES-XXX scheme with a completion schedule of 24 months.

For 220 kV Agia–BTPS D/C line, the matter was discussed in the 30th NERPC meeting held on 13–14th November 2025, wherein the forum advised AEGCL to expedite the process for strengthening of the 220 kV BTPS–Agia double circuit line. The agenda item was also placed before NERPC for information.

Considering the requirement for reliable and secure operation of the NER power system, early strengthening of 220 kV Balipara–Sonabil D/C line and 220 kV Agia–BTPS D/C line is urgently required. Accordingly, PGCIL and AEGCL are requested to expedite implementation of the approved projects at the earliest for maintaining reliable and secure grid operation.

PGCIL and AEGCL may respond

2.14. Maintaining Healthy Spare for Reliable Grid Operation-NERLDC

The 360 MVA, 400/132 kV ICT-2 at 400 kV Panyor Substation has been under forced outage since 23:05 hrs of 01.04.2026 due to abnormalities observed in the R&B phase bushing, and restoration is expected by 20.05.2026. Due to the outage of this ICT, NERLDC was constrained to schedule a maximum of only 240–250 MW generation initially, which was later increased to 360 MW by introducing an SPS at Panyor Substation.

Unfortunately, the 360 MVA, 400/132 kV ICT-1 also underwent emergency shutdown on 07.05.2026 due to abnormalities observed in the R&B phase bushing and was restored at 15:45 hrs on 10.05.2026. During the period

when both 360 MVA ICTs at Panyor were out of service, NERLDC was forced to restrict generation scheduling to a maximum of only 200 MW.

This critical event highlights the importance of maintaining and monitoring of the healthiness and readiness of both hot spares and cold spares at all substations.

Failure of spare arrangements can directly impact system reliability, generation evacuation, and overall secure operation of the regional grid. All utilities are therefore requested to ensure that both hot spare and cold spare ICTs are maintained in healthy condition at all times so that reliable and secure grid operation can be sustained without operational constraints during contingencies.

Forum may deliberate

2.15. Updation of List of Important Grid Elements for 2026-27-NERLDC

As per IEGC Clause 29(2)(b), each RLDC, in consultation with concerned RPCs, Users, and SLDCs, is required to prepare and circulate a list of important elements in the regional grid, including those in State grids that are critical for regional grid operation.

In line with this requirement, the Draft List of Important Grid Elements 2026-27 was circulated vide email dated 06.05.2026, requesting comments/additions/omissions from all stakeholders by 20.05.2026.

It is requested to kindly take up the matter and ensure submission of updated data latest by 20th May 2026 so that above list can be published by 31st May 2026.

All utilities may take note of this and ensure to submit the data latest by 20th May 2026.

2.16. Mock Black Start of Units in compliance with IEGC-NERLDC

As per IEGC Clause 34 (3), The user shall carry out a mock trial run of the procedure for different sub-systems including black-start of generating units along with grid forming capability of inverter based generating station and VSC based HVDC black-start support at least once a year under intimation to the concerned SLDC and RLDC.

Accordingly, as per the deliberations held during the 236th OCCM with respect to Agenda Item 3.1 on “Mock Black Start of Units in compliance with IEGC,” the roster for conducting mock black start exercises for generating stations was prepared and communicated by NERPC via email dated 27-04-2026.

In line with the above, Kameng HEP was scheduled, as per the roster, to conduct the mock black start test in the month of June 2026. However, due to prior engagement with the OEM, Kameng HEP successfully conducted mock black starts of all its units (4 x 150 MW) from 5th to 7th May 2026, and the same has been updated in the annual roster for mock black start exercises.

In this regard, all concerned utilities are requested to review and update their respective black start plans and intimate the same well in advance so that the demonstration of mock black start exercises can be scheduled and carried out successfully.

Utilities may update

2.17. Regarding non-submission of Demand forecast and Resource Adequacy (RA) data as per IEGC 2023-NERLDC

IEGC 2023 mandated that each SLDC and such other entities (like bulk consumers) which are directly connected to ISTS will carry out the demand estimation for both active and reactive power (as per clause 31.2(a), 31.2(b), 31.2(f)) along with the generation capacity availability (as per clause 31.4(b))

for meeting the projected demand and submit the same to respective RLDC for regional level forecast by method of aggregation, each RLDC would further furnish the regional level as well as state level forecast data to NLDC for computation for all India level demand and generation estimation (as per clause 31.2(g)).

The timeline for submitting these data to RLDC/NLDC would be as given in Table-I (as per IEGC clause 31.2(h)).

Table-I: Timeline for Demand Estimation

Daily demand estimation	10:00 hours of previous day
Weekly demand estimation (Monday to Sunday)	First working day of previous week
Monthly demand estimation	Fifth day of previous month
Yearly demand estimation	30th September of the previous year

The status of submission of Demand estimation and RA data for the month of April 2026 is shown in the table below:

	Day-Ahead Demand Forecast	Week Ahead Demand Forecast (April 2026)					Month Ahead Demand Forecast		Year Ahead Demand Forecast for 2026-27
		Week 1	Week 2	Week 3	Week 4	Week 5	Apr -26	May-26	
Arunachal Pradesh									
Assam									
Manipur									
Meghalaya									
Mizoram									

Nagaland									
Tripura									

Not in prescribed format	Data not submitted	Data Submitted	Irregular
--------------------------	--------------------	----------------	-----------

To facilitate effective operational planning, forecast and Resource adequacy data is essential. Hence, all SLDCs are requested to submit the required forecast data as per formats mentioned in NER operating Procedure 2025 and IEGC timeline mentioned above regularly.

Further as per the Report of honourable Member (Technical), CERC in order on Suo-motu petition No. 09/SM/2024, the issues of non-submission of resource adequacy data including demand estimation and generation data by the states to be deliberated.

Utilities may update

**2.18. Operational Planning and Resource Adequacy for June 2026-
NERLDC**

The Operational Planning and Resource Adequacy assessment for June 2026 is attached for review and comments.

- All utilities are requested to review the assessment and provide any necessary inputs or observations.
- Kindly share your feedback at the earliest to ensure comprehensive planning.

NERLDC may present the RA study for the month of June'26

2.19. Automatic Generation Control (AGC) in Indian Grid (Agenda 3.18 of 33rd NETeST Meeting)-NERLDC

As discussed in 33rd NETeST Meeting in Guwahati on 24th April 2026, Forum advised to discuss the above-mentioned agenda in monthly OCCM for regular updates.

The status is tabulated below:

Station Name	Status as per 32 nd NETeST Meeting	Status as per 33 rd NETeST Meeting
AGBPP (Kathalguri)	NEEPCO once again mentioned that AGC cannot be implemented in STG as it is only slave to GTG. NEEPCO raised the concerned regarding the ramping UP/down for the gas/steam. Forum requested NEEPCO to approach the CERC for necessary exemption.	NEEPCO informed that they will decide internally for the necessary action on the Gas based plant to carry out the AGC in plant. Likely to go to CERC for exemption.
Doyang	The SCADA and DCS of remaining two units will be carried out during lean hydro period i.e., Nov'25 – Dec'25. After which AGC commissioning will be carried.	Work is under progress and commissioning is expected to be completed by May'26. Open Loop testing done. Close Loop testing by 2nd week of May'2026.
Khandong Stage -2	Implementation is under progress along with Stage-1 units.	Units are under 25 MW hence AGC will not be implemented.
Khandong	Implementation is under progress along with Stage-1 units.	Units are under 25 MW hence AGC will not be implemented.
Kameng	M/s BHEL has not provided the quotation till date. NEEPCO is	NEEPCO informed that machines are still not stable

Station Name	Status as per 32 nd NETeST Meeting	Status as per 33 rd NETeST Meeting
	trying to acquire the quotation at the earliest.	as high vibrations are present due to mechanical issues, once the machines stabilize the necessary AGC implementation will be taken up.
Ranganadi (Panyor)	Quotation is received and further discussions are going with Vendor for the implementation.	SCADA is very old, and for which DCS upgradation is required. Tender has been floated, and Technical Evaluation going on. The AGC implementation will be carried out in the lean period i.e., after Nov'26.
Pare	Implementation work will start during lean hydro period.	The AGC implementation will be carried out in the lean period i.e., after Nov'26.
RC Nagar	NEEPCO mentioned that due to gas shortage 1 module is always in off condition. Forum requested NEEPCO to approach the CERC for necessary exemption.	NEEPCO informed that they will decide internally for the necessary action on the Gas based plant to carry out the AGC in plant. Likely to go to CERC for exemption.
Palatana	OTPC was not present. However, forum requested OTPC to approach the CERC for necessary exemption.	OTPC was not present. However, forum requested OTPC to approach the CERC for necessary exemption.

Forum may take note of this

2.20. Repeated tripping of 220 kV Misa-Kopili 2 & 3 Lines-NERLDC

220 kV Misa-Kopili 2 & 3 lines tripped multiple times on 8th May'26 & 10th May'26 which is a matter of serious concern.

The details of these tripping are shown below:

Sl. No.	Element Name	Tripping Date & Time	Relay End A	Relay End B	DR/EL Analysis
1	220 kV Kopili - Misa 2 Line	08-05-2026 13:16	CB tripped	DT received	No fault in the system, CB tripped
2	220 kV Kopili - Misa 2 Line	08-05-2026 15:09	CB tripped	DT received	No fault in the system, at 15:09:00.420 hrs, DT received at Misa end
3	220 kV Kopili - Misa 2 Line	08-05-2026 16:35	CB tripped	DT received	No fault in the system, at 16:34:35.439 hrs, DT received at Misa end
4	220 kV Kopili - Misa 3 Line	10-05-2026 20:37	Not furnished	DT received	DR/EL not submitted
5	220 kV Kopili - Misa 3 Line	10-05-2026 23:00	Not furnished	DT received	DR/EL not submitted

Observations based on FIR/DR/EL analysis:

- There was no fault observed in the system and tripping occurred due to DT receipt at Misa end, as such tripping seems to be unwanted.
- No "DT send" signal was recorded as high in the DR channel at Kopili end.
- As per FIR submitted by Kopili, the problem seems to be with BCU & Trip Circuit Supervision Relay 1 & 2 Operated in Control Panel annunciation.

Similar tripping 220 kV Misa-Kopili 3 line occurred at 16:59 Hrs of 2nd April'26.

NEEPCO is requested to share the reason of unwanted tripping of 220 kV Misa-Kopili 2 & 3 lines and rectify the issue at the earliest

2.21. Implementation of “Full Surrender” as Default Option in Requisition Submission w.e.f. 06.05.2026 in WBES for Day ahead scheduling for date 07.05.26 onwards-NERLDC

It is to inform the forum that implementation of “Full Surrender” as default option in Requisition Submission of Thermal and Gas based Stations has been made effective from 06.05.2026 for the scheduling day of 07.05.2026 onwards. This aims to prevent unintended over-scheduling and ensure that the final schedules reflect the actual requirements of the regional beneficiaries. Under this new implementation, if a beneficiary/State does not submit their requisition by 08:30 Hrs on D-1, requisition shall be treated as zero for that station. It is also to be noted that the un-requisitioned power may be sold by generators in the Day-Ahead Market (DAM), rendering it unavailable for subsequent scheduling by the beneficiaries.

In this regard, NERLDC has also communicated these changes to all regional entities via letter ref: NERLDC/MO/SCH/2026-27/9231 dated 06-05-2026(**Annexure IV** attached). To facilitate a smooth transition, a technical demonstration was previously conducted for NER scheduling coordinators.

Moreover, an advisory system-generated email alerts will be issued to non-submitting entities prior to the window closure on D-1.

All NER beneficiaries/States are requested to ensure requisition submission timely to avoid any operational discrepancies

2.22. Procedure for assessing the utilization of Connectivity or the GNA quantum by the Grantees- Stakeholders Comments Reg-NERLDC

A Procedure for assessing the utilization of Connectivity or the GNA quantum by the Grantees prepared by GRID-INDIA under Regulation 11.3(B) of the CERC Connectivity and GNA Regulations (Third amendment), 2025 on 08-05-

2026. As GRID-India has been authorized to prepare a detailed report regarding actions to be taken in cases of non-optimal utilization of Connectivity or GNA quantum. The procedure provides the framework for quarterly block-wise assessment of utilization based on scheduled power i.e effective Connectivity/GNA, including suitable exclusions and utilization metrics for regulatory evaluation.

Stakeholders are requested to forward their comments/suggestions on the attached (**Annexure-V**) draft procedure. The same has been communicated via e-mail.

Constituents may comment

2.23. Submission of Pending Documents and Compliance as per various Rules, Regulations and Procedures pertaining to FTC-NERLDC

In various OCC/TCC/NERPC meetings, the similar agenda regarding submission/compliance of FTC procedure by TSECL/SLDC Tripura has been discussed from time to time. Accordingly, the Forum had advised TSECL/SLDC Tripura to kindly ensure compliance with the FTC procedures and submit the pending documents/data related to charged ISTS as well as intra-state elements within the stipulated timeline.

It was also deliberated that timely submission of pending documents and other compliance-related information would facilitate smooth processing of FTC by NERLDC and contribute towards ensuring reliable and secure grid operation.

Further, the Forum advised TSECL/SLDC Tripura to ensure adherence to the applicable Rules, Regulations, Guidelines and Procedures pertaining to FTC issued from time to time.

Accordingly, TSECL/SLDC Tripura is once again kindly requested to comply with the requirements/directions issued by OCC/TCC/NERPC and submit the pending documents/data at the earliest for smooth processing of FTC.

Previous forums record as below:

OCC Meeting no.	Meeting Date	Previous OCC Meeting Deliberation/Remarks
230 th OCCM	19-09-2025	In Agenda, Deemed ISTS element i.e., LILO of 132 kV PK Bari – Ambassa at Manu and 132 kV Manu which was charged in Sep’24 was highlighted. <i>SLDC Tripura was absent</i>
231 st OCCM	10-10-2025	MS NERPC stated that NERPC will write letter to MD TSECL highlighting the issue which shall also be discussed in <i>30th NERPC & TCC Meeting</i> .
232 nd OCCM	07-11-2025	MS NERPC instructed Tripura to submit the required data to NERPC and NERLDC within one month
30 th NERPC & TCC Meeting	13-11-2025	TSECL assured the Forum that the required documents related to FTC for the charged elements will be submitted by 30-11-2025.
235 th OCCM	20-02-2026	Forum strongly urged TSECL to strictly adhere to the FTC procedure for all upcoming elements and for the already charged elements TPTL/SLDC Tripura to provide the FTC data to NERLDC and the protection-related data to NERPC on immediate basis.
236 th OCCM	20-03-2026	MSNERPC stated that since the reconductoring works have already been completed, the FTC process should not be delayed on account of procedural or compliance-related issues. He advised Tripura to coordinate and resolve the same at the earliest in coordination with NERLDC.
31 st NERPC & TCC Meeting	11-03-2026	During 31st TCC/NERPC Meeting held on 11th and 12th March 2026 - TCC forum directed TSECL to adhere to the FTC procedure and to submit all pending documents for ISTS and intra-state elements to facilitate NERLDC approval/consent.

The list of pending documents for ISTS connected elements have been provided as **Annexure VI**.

Forum may deliberate

2.24. Painting work to restrict the corrosion for the safety & enhancement of life of the towers in 400 kV D/c Silchar-Byrnihat-Azara line traversing through highly polluted area near Byrnihat –NETC

In 236th OCCM, NETC apprised that a portion of the 400 kV D/C Silchar-Byrnihat-Azara line was passing through a highly polluted area near Byrnihat. The increased pollution level in the Byrnihat area, caused by industrialization, had resulted in severe rusting of towers 571, 572, 573, 577, 584, 585 & 587, which was causing structural degradation of these towers.

Further, NETC informed that if such corrosion continued, there was a chance that the entire towers might collapse in near future due to damage of the tower stub & members. Therefore, to avoid further corrosion, NETC proposed to take up high tech painting in the whole tower body of these towers by using zinc rich anticorrosive galvanized paint along with the additional coating of rust converter and acid resistant in line with the earlier executed painting work.

Further, it was informed that the cost estimate for the subject painting work including supply & execution works came around Rs.170 lakhs. NETC had requested forum to consider and approve the expenditure on account of painting of towers under Additional Capitalization (ADD-CAP).

The 236th OCC forum deliberated the matter and decided that a committee should be constituted comprising representatives from NERPC, NERLDC, PGCIL, Assam, and Meghalaya to carry out a physical site visit and assess the site conditions and requirement at the identified tower locations of the 400 kV D/C Silchar Byrnihat–Azara line.

Consequently, the committee was formed by NERPC vide order dtd. 01.04.2026 to inspect the affected towers and suggest remedial measures. The committee visited the towers on 06.04.2025 and carried out thorough assessment of the towers and made following recommendations in its report

1. The towers have suffered severe corrosion at cross arms, top portion and base portion. The situation needs to be urgently addressed to curb further deterioration of structural integrity of the Towers. The line is a critical 400kV intra-regional link of NER, providing necessary reliability in power

supply to Meghalaya and Assam. Therefore, it is necessary to take preventive measures to protect the towers of the line.

2. Pollution has been a major concern in the area, posing threat to not only towers of the transmission lines, but also communication towers and other steel infrastructures present in the area.
3. The rapid rise of polluting industries could *not be foreseen* by the transmission utility at the time of planning of the line. The situation appears to be beyond the control of utility. The original painting of the towers were done as per the relevant contemporary standards.
4. To protect the towers 571, 572, 573, 577, 584, 585 & 587 of the 400 kV D/C Silchar–Byrnihat–Azara TL, painting them with anti-corrosive paint is the most effective solution. Further, considering that the area falls under corrosion category C-5 as per ISO 12944 (Industrial area with high pollution, humidity and aggressive atmosphere), the towers should be painted with Anti-corrosive zinc rich galvanised paint with high durability (upto 25 years). The painting specifications should conform to the ISO 12944 standards.

The detailed report is attached as **Annexure VII**. The recommendations and report are presented to the forum for deliberation and further action.

Forum may deliberate

PART-C: ITEMS FOR UPDATE/FOLLOW-UP

All utilities are requested to update the status of works and indicate the tentative timeline for completion of pending activities pertaining to them, as outlined in the Action Taken Report (ATR) circulated vide email dtd. 4th May, 2026.

Annexure



भारत सरकार / Government of India
विद्युत मंत्रालय / Ministry of Power
उत्तर पूर्वी क्षेत्रीय विद्युत समिति / North Eastern Regional Power Committee
लपालांग शिलांग - 793006 / Lapalangi, Shillong 793006

No. NERPC/SE(O)/OCC/517 - 543

Date: 8th May, 2026

सेवा में / To,
संलग्न सूची के अनुसार / As per list enclosed.

विषय / Sub: "एडीएमएस एएमसी से संबंधित मुद्दों पर चर्चा करने के लिए बैठक" पर बैठक का कार्यवृत्त-
तत्संबंधी। / Minutes of Meeting on "Meeting to discuss ADMS AMC related issues" -
reg.

सर/मैडम,
Sir/Madam,

कृपया अपनी जानकारी और आवश्यक कार्रवाई के लिए वीसी पर 5 मई 2026 को "एडीएमएस एएमसी संबंधित मुद्दों पर चर्चा करने के लिए बैठक" पर बैठक का कार्यवृत्त यहां संलग्न देखें।

Please find enclosed herewith the Minutes of Meeting on "Meeting to discuss ADMS AMC related issues" on 5th May 2026 on VC for your kind information and necessary action.

भवदीय / Yours faithfully,

कंचन चौहान
08/05/2026

(कंचन चौहान / Kanchan Chauhan)
उप निदेशक / Deputy Director
परिचालन /

Operation

Encl: As above

अभिभाषकों की सूची / List of Addressees:

1. Managing Director, AEGCL, Bijuli Bhawan, Guwahati – 781 001
2. Managing Director, APGCL, Bijuli Bhawan, Guwahati – 781 001
3. Managing Director, APDCL, Bijuli Bhawan, Guwahati – 781 001
4. Managing Director, MSPCL, Electricity Complex, Keishampat, Imphal – 795 001

5. Managing Director, MSPDCL, Secure Office Bldg. Complex, South Block, Imphal – 795 001
6. Director (Transmission), MePTCL, Lumjingshai, Short Round Road, Shillong – 793 001
7. Director (Generation), MePGCL, Lumjingshai, Short Round Road, Shillong – 793 001
8. Director (Distribution), MePDCL, Lumjingshai, Short Round Road, Shillong – 793 001
9. Director (Tech.), TSECL, Banamalipur, Agartala -799 001.
10. Director (Generation), TPGCL, Banamalipur, Agartala -799 001.
11. GM (Transmission), TPTL, Bidyut Bhaban, Banamalipur, Agartala -799 001.
12. Chief Engineer (WE Zone), Department of Power, Govt. of Arunachal Pradesh, Itanagar- 791111
13. Chief Engineer (TP&MZ), Department of Power, Govt. of Arunachal Pradesh, Itanagar- 791111
14. Chief Engineer (Commercial) -cum- CEI, DoP, Govt. of Arunachal Pradesh, Itanagar- 791111
15. Engineer-in-Chief, P&E Department, Govt. of Mizoram, Aizawl – 796 001
16. Engineer-in-Chief, Department of Power, Govt. of Nagaland, Kohima – 797 001
17. ED, NERLDC, Dongtieh, Lower Nongrah, Lapalang, Shillong -793 006
18. CGM, AEGCL, Bijuli Bhawan, Guwahati – 781001
19. CGM, APGCL, Bijuli Bhawan, Guwahati – 781001
20. CGM, DISCOM, Bijuli Bhawan, Guwahati – 781001
21. Head of SLDC, Dept. of Power, Govt. of Arunachal Pradesh, Itanagar – 791111
22. CGM, (LDC), SLDC Complex, AEGCL, Kahilipara, Guwahati-781 019
23. Head of SLDC, MSPCL, Imphal – 795001
24. Head of SLDC, MePTCL, Lumjingshai, Short Round Road, Shillong – 793 001
25. Head of SLDC, P&E Deptt. Govt. of Mizoram, Aizawl – 796 001
26. Head of SLDC, Dept. of Power, Govt. of Nagaland, Dimapur – 797103
27. Head of SLDC, TSECL, Agartala – 799001



North Eastern Regional Power Committee

Minutes of Meeting

of the meeting held for discussion on “The ADMS AMC related issues of NER states”

Date: 5th May, 2026 (Tuesday)

Time: 11:00 Hrs.

Venue: Online

Deputy Director (Operations), NERPC welcomed all participants and then outlined the background for convening the meeting, referring to the deliberations held during the 237th OCC meeting, wherein it was emphasized that ADMS is a critical asset for managing demand during low-frequency and overdrawal conditions in the grid. She highlighted that maintaining ADMS in a healthy operational state is mandatory as per the IEGC provisions. It was further brought to notice that after main project implementation including three-year warranty support by ADMS System Vendor, Manipur, Nagaland, and Tripura have not taken the ADMS System AMC leading to significant operational concerns including Potential system degradation, Loss of real-time control capability of the SS included with ADMS System for Automatic Load Management etc.

Member Secretary, NERPC emphasized the need for periodic monitoring of ADMS status across all states and stated that in cases where ADMS is non-operational, the concerned state must take immediate corrective action, failing which the matter may be reported to the Commission. He then requested the 4 (four) States who have undertaken AMC to share their experience with the executing agency so that the forum can take as feedback and then a request can be made to the remaining States in NER to sign the AMC.

APDCL apprised that ADMS is functioning satisfactorily in Assam and currently operational in 10 substations across 17 feeders. It was informed that M/s Orbit has been maintaining proper logs and that the utility is satisfied with the performance of the agency since the operationalization of AMC in 2024. The current AMC is valid till March, 2027.

Arunachal Pradesh informed that ADMS is presently non-functional at two substations, namely Ranganadi and Nirjuli, and that the matter is being followed up with the distribution team. It was further stated that three substations were funded under PSDF and four additional substations were subsequently identified and expressed to integrate with ADMS for all seven locations. M/s Orbit is maintaining these installations and has deployed one engineer at site under a two-year AMC till March, 2028. Except for the issues mentioned, the system is functioning satisfactorily.

Meghalaya informed that the ADMS project was commissioned in 2020 and that AMC has been in place since January 2024 and the current AMC is valid till November, 2026. The system availability is approximately 98%, and the performance has been satisfactory. The state also expressed interest in expanding ADMS coverage to additional substations.

Manipur apprised that although ADMS was commissioned in 2020 and operated satisfactorily until 2023, the AMC was not continued due to fund constraint, resulting in the system currently being non-operational, with several substations not reporting to SLDC Manipur. It was also mentioned that during the visit of ED, NERLDC to SLDC Manipur, the importance of ADMS as a critical infrastructure for managing grid stress conditions was emphasized. The representative from Manipur requested that NERPC to highlight the matter to the Managing Director, MSPCL, emphasizing the urgency of restoration of the ADMS and AMC related issue.

Tripura informed that due to NERPSIP-related substation shifting, ADMS installations were dismantled at certain locations, resulting in non-availability of the system at those substations. It was further informed that a request had been made to M/s Orbit for a quotation to reintegrate ADMS at the shifted substations; however, no response had been received yet.

M/s Orbit Techsol India Pvt. Ltd. apprised that AMC is currently in place with four states, namely Meghalaya, Mizoram, Arunachal Pradesh, and Assam. It was stated that while GPRS-related issues had been observed at some substations, all equipment-related issues were addressed within the stipulated timelines as per the Service Level Agreement (SLA). Regarding Tripura, M/s Orbit stated that a detailed examination of the shifted substations and associated techno-commercial aspects is required before submitting a proposal, and assured that a quotation would be provided upon receipt of the scope from the state.

The agency also stated that considering the gap post mandatory support period a System Healthiness & Operational Status Survey need to be conducted on chargeable basis upon request from State Utility and in case any equipment / subsystem / component is found defective, Orbit shall submit detailed repair/replacement estimate.

In this regard, **Member Secretary, NERPC** stated that since M/s Orbit was the implementing agency and was well acquainted with the system, the System Healthiness & Operational Status Survey should not be conducted on a chargeable basis.

Subsequently, **M/s Orbit** agreed to conduct the survey without any charges. However, it was clarified that if any equipment/subsystem/component is found defective during survey and requires repair or replacement, the associated cost would have to be borne by the concerned State Utility.

M/s Orbit presented the cost implications of AMC for all states (copy at **Annexure-I**) and stated that once AMC is in place, the responsibility for maintaining the healthy status of ADMS would lie with M/s Orbit.

SE-SLDC, Meghalaya expressed serious concern regarding the need for urgent strengthening of cyber security infrastructure for the ADMS System in line with prevailing CERT-In guidelines applicable to critical IT-OT systems at SLDCs. He highlighted that the existing Router-cum-Firewall infrastructure deployed under ADMS requires early replacement with advanced Next Generation Firewall (NGFW) systems to ensure enhanced protection of the ADMS platform, EMS/SCADA systems, and other associated IT-OT infrastructure against evolving cyber threats.

In view of the common architecture of ADMS implementation across all NER States, he requested NERPC to facilitate and coordinate with the ADMS implementation agency, M/s Orbit, for submission of a comprehensive techno-commercial proposal for NGFW deployment for all seven NER States. He further observed that a centralized NERPC-led approach would help in achieving uniform cyber security standards, optimized technical architecture, and competitive commercial terms for supply, integration, and commissioning of NGFW systems across the region.

Deputy Director (Communication), NERPC, apprised the forum about the cyber security concerns being faced by the State SLDCs in ADMS architecture. The concerns can be mitigated by taking the following measures:

- i. Deployment of Next Generation Firewall (NGFW) at communication entry point for geo-fencing and threat filtering.
- ii. Use of M2M SIM cards with static IPs at remote stations to enable secure whitelisting.

He further stated that installation of NGFW requires significant cost implication and the discussion for the same with M/s Orbit/GE is underway. In the meantime, the State SLDCs, who are currently using GPRS SIMs with dynamic IPs, can start using M2M SIMs having static IPs as usage of GPRS SIMs restricts IP whitelisting.

Additionally, in ADMS architecture of SLDC Mizoram, public IPs are communicating with the ADMS servers over ports 80 and 443; while VPN communication is configured over port 443, the presence of traffic over port 80 is not in line with the intended architecture.

M/s Orbit stated that firewalls compliant with current cybersecurity guidelines would be provided for all NER States iro ADMS System and that a detailed techno-commercial proposal would be submitted within two weeks.

Deputy Director (Communication), NERPC further requested M/s Orbit to share the technical specifications of the proposed firewall systems and M/s Orbit confirmed to provide the same along with techno-commercial proposal.

NERLDC advised that in locations where NGFW are not currently deployed, implementation of M2M SIMs having static IPs may be considered as a cost-effective alternative to enhance security.

Nagaland raised concerns regarding cybersecurity incidents and reported that during one such event, attempts to contact engineers from M/s Orbit did not receive timely response, forcing them to shut down the server. The state expressed dissatisfaction with the service provided by the agency.

Member Secretary, NERPC advised all states to ensure that AMC is kept in place to avoid operational challenges such as those highlighted by Nagaland. He also requested M/s Orbit to submit their proposal to the respective States for further necessary action. NERPC would take up the matter pertaining to the ADMS situation in Manipur with the Managing Director, MSPCL, through an official communication, and would also take up the matter with higher authorities of Nagaland to resolve the issues. He further affirmed that in cases where AMC is in place and service quality is found to be inadequate, NERPC would initiate appropriate action against the executing agency.

The meeting concluded with a vote of thanks to the Chair.

Attendance List:

1. Sh. B Lyngkhoi, Member Secretary, NERPC
2. Sh. Alik De, Deputy Director, NERPC
3. Smt. Kanchan Chauhan, Deputy Director, NERPC
4. Sh. Vikash Shankar, Assistant Director, NERPC
5. Sh. Rajnish Kumar, Assistant Director, NERPC
6. Sh. Ashim Kumar Goswami, Assistant Director, NERPC
7. Sh. Anil Debbarma, AGM, SLDC Tripura
8. Sh. Darshan Kumar Das, DM(Comm), APDCL
9. Smt. Sushmita Das, JM, SLDC Assam
10. Sh. Geyi Yinyo, JE, DoP AP
11. Sh. Dani Bayai, JE, DoP AP
12. Smt. Laishram Ritu, GM, MSPCL
13. Smt. E.Pongmei Phom, SDO, Nagaland
14. Sh. Alex E Ngullie, JE, Nagaland
15. Sh. M K War, EE, MePTCL
16. Sh. Rajesh Bhargava, Principal Consultant, M/s Orbit-Techsol
17. Sh. Saugato Mondal, GM, NERLDC
18. Sh. Sakaldeep, Deputy Manager, NERLDC

ANNEXURE-I								
Proposal for Comprehensive AMC & FMS of Meghalaya ADMS System								
AMC Duration/Contract : 03 Years								
System AMC & FMS Contract Effective from 01.DEC.2026								
Rs.								
S.No.	Description	Unit	No. of Years	Yearly AMC Charges - Basic Value	Monthly AMC Charges - Basic Value	Total AMC Charges for 3 Years - Basic Value	GST@18 % on Total 3 Years Basic Value of AMC	Total AMC Charges for 3 Years including GST
1	Comprehensive AMC & FMS of ADMS System of Meghalaya State (ADMS System at SLDC, FTU & other Equipments supplied at 05 Nos. 33/11 KV Sub-Stations)	Lumpsum	3	2661702	221808	7985105	1437319	9422424
Total AMC Charges for 3 Years excluding GST: Rs. 7985105.00 (Rupees Seventy Nine Lakhs Eighty Five Thousand One Hundred Five Only)								
Total AMC Charges for 3 Years including GST: Rs. 9422424.00 (Rupees Ninety Four Lakhs Twenty Two Thousand Four Hundred Twenty Four Only)								
Key Services :								
1. 01 Nos. dedicated resource at each State SLDC for 8 Hrs x 5 Day (10 AM - 6 PM) for ADMS System Operation & Maintenance								
2. System HW support management thorough some Spares (MFT, Relays) and AMC support through authorized services partners of OEM for Server, FTU with Modem, Switch, Router cum FW and Screens.								
3. Laptop Support Services can be taken on seperate Chargeable basis as and when required on mutually agreed rates								
4. Cyber Security Compliant System operation & maintenance : a) Orbit shall ensure that the ADMS system SW shall be maintained in line with the currently applicable guidelines for IT/OT system Application SW. b) All State Utilities (Owners) are requested to upgrade the Server OS, Switches and FW cum Routers in each ADMS System for which cost is to be borne by the Owners. Orbit shall support to provide the competitive and technically compliant Equipments and other SW to ensure their compliance to current CERT-IN guidelines for IT/OT System.								
5. System Backup & Restoration : Server Management								
6. Preventive Maintenance activities for Overall ADMS System								
7. Availability of all communication System from S/S to ADMS Control Center (Redundant GPRS communication) and dedicated min. 2Mbps Internet connection at SLDC for ADMS System is under responsibility of the State Power Utility(Owner)								

Rajeev



ANNEXURE-I								
Revised Proposal for Comprehensive AMC & FMS of ASSAM ADMS System								
AMC Duration/Contract : 03 Years								
System AMC & FMS Contract Effective from 01.MARCH.2027								
Rs.								
S.No.	Description	Unit	No. of Years	Yearly AMC Charges - Basic Value	Monthly AMC Charges - Basic Value	Total AMC Charges for 3 Years - Basic Value	GST@18 % on Total 3 Years Basic Value of AMC	Total AMC Charges for 3 Years including GST
1	Comprehensive AMC & FMS of ADMS System of Assam State (ADMS System at SLDC, FTU & other Equipments supplied at 10 Nos. 33/11 KV Sub-Station)	Lumpsum	3	3174048	264504	9522143	1713986	11236129
Total AMC Charges for 3 Years excluding GST: Rs. 9522143.00 (Rupees Ninety Five Lakhs Twenty Two Thousand One Hundred Fourty Three Only)								
Total AMC Charges for 3 Years including GST: Rs. 11236129.00 (Rupees One Crore Twelve Lakhs Thirty Six Thousand One Hundred Twenty Nine Only)								
Key Services :								
1. 01 Nos. dedicated resource at each State SLDC for 8 Hrs x 5 Day (10 AM - 6 PM) for ADMS System Operation & Maintenance								
2. System HW support management through some Spares (MFT, Relays) and AMC support through authorized services partners of OEM for Server, FTU with Modem, Switch, Router cum FW and Screens.								
3. Laptop Support Services can be taken on separate Chargeable basis as and when required on mutually agreed rates								
4. Cyber Security Compliant System operation & maintenance : a) Orbit shall ensure that the ADMS system SW shall be maintained in line with the currently applicable guidelines for IT/OT system Application SW. b) All State Utilities (Owners) are requested to upgrade the Server OS, Switches and FW cum Routers in each ADMS System for which cost is to be borne by the Owners. Orbit shall support to provide the competitive and technically compliant Equipments and other SW to ensure their compliance to current CERT-IN guidelines for IT/OT System.								
5. System Backup & Restoration : Server Management								
6. Preventive Maintenance activities for Overall ADMS System								
7. Availability of all communication System from S/S to ADMS Control Center (Redundant GPRS communication) and dedicated min. 2Mbps Internet connection at SLDC for ADMS System is under responsibility of the State Power Utility(Owner)								




ANNEXURE-I								
Revised Proposal for Comprehensive AMC & FMS of MIZORAM ADMS System								
AMC Duration/Contract : 03 Years								
System AMC & FMS Contract Effective from 01.SEPTEMBER.2027								
Rs.								
S.No.	Description	Unit	No. of Years	Yearly AMC Charges - Basic Value	Monthly AMC Charges - Basic Value	Total AMC Charges for 3 Years - Basic Value	GST@18 % on Total 3 Years Basic Value of AMC	Total AMC Charges for 3 Years including GST
1	Comprehensive AMC & FMS of ADMS System of Mizoram (ADMS System at SLDC, FTU & other Equipments supplied at 03 Nos. 33/11 KV Sub-Stations)	Lumpsum	3	2928879	244073	8786636	1581595	10368231
Total AMC Charges for 3 Years excluding GST: Rs. 8786636.00 (Rupees Eighty Seven Lakhs Eighty Six Thousand Six Hundred Thirty Six Only)								
Total AMC Charges for 3 Years including GST: Rs. 10368231.00 (Rupees One Crore Three Lakhs Sixty Eight Thousand Two Hundred Thirty One Only)								
Key Services :								
1. 01 Nos. dedicated resource at each State SLDC for 8 Hrs x 5 Day (10 AM - 6 PM) for ADMS System Operation & Maintenance								
2. System HW support management through some Spares (MFT, Relays) and AMC support through authorized services partners of OEM for Server, FTU with Modem, Switch, Router cum FW and Screens.								
3. Laptop Support Services can be taken on separate Chargeable basis as and when required on mutually agreed rates								
4. Cyber Security Compliant System operation & maintenance : a) Orbit shall ensure that the ADMS system SW shall be maintained in line with the currently applicable guidelines for IT/OT system Application SW. b) All State Utilities (Owners) are requested to upgrade the Server OS, Switches and FW cum Routers in each ADMS System for which cost is to be borne by the Owners. Orbit shall support to provide the competitive and technically compliant Equipments and other SW to ensure their compliance to current CERT-IN guidelines for IT/OT System.								
5. System Backup & Restoration : Server Management								
6. Preventive Maintenance activities for Overall ADMS System								
7. Availability of all communication System from S/S to ADMS Control Center (Redundant GPRS communication) and dedicated min. 2Mbps Internet connection at SLDC for ADMS System is under responsibility of the State Power Utility(Owner)								

Rajiv




ANNEXURE-I								
Revised Proposal for Comprehensive AMC & FMS of ARUNACHAL PRADESH ADMS System								
AMC Duration/Contract : 03 Years								
System AMC & FMS Contract Effective from 01.APRIL.2028								
Rs.								
S.No.	Description	Unit	No. of Years	Yearly AMC Charges - Basic Value	Monthly AMC Charges - Basic Value	Total AMC Charges for 3 Years - Basic Value	GST@18 % on Total 3 Years Basic Value of AMC	Total AMC Charges for 3 Years including GST
1	Comprehensive AMC & FMS of ADMS System of Arunachal Pradesh (ADMS System at SLDC, FTU & other Equipments supplied at 03 Nos. 33/11 KV Sub-Stations)	Lumpsum	3	2840709	236726	8522126	1533983	10056109
Total AMC Charges for 3 Years excluding GST: Rs. 8522126.00 (Rupees Eighty Five Lakhs Twenty Two Thousand One Hundred Twenty Six Only)								
Total AMC Charges for 3 Years including GST: Rs. 10056109.00 (Rupees One Crore Fifty Six Thousand One Hundred Nine Only)								
Key Services :								
1. 01 Nos. dedicated resource at each State SLDC for 8 Hrs x 5 Day (10 AM - 6 PM) for ADMS System Operation & Maintenance								
2. System HW support management through some Spares (MFT, Relays) and AMC support through authorized services partners of OEM for Server, FTU with Modem, Switch, Router cum FW and Screens.								
3. Laptop Support Services can be taken on separate Chargeable basis as and when required on mutually agreed rates								
4. Cyber Security Compliant System operation & maintenance : a) Orbit shall ensure that the ADMS system SW shall be maintained in line with the currently applicable guidelines for IT/OT system Application SW. b) All State Utilities (Owners) are requested to upgrade the Server OS, Switches and FW cum Routers in each ADMS System for which cost is to be borne by the Owners. Orbit shall support to provide the competitive and technically compliant Equipments and other SW to ensure their compliance to current CERT-IN guidelines for IT/OT System.								
5. System Backup & Restoration : Server Management								
6. Preventive Maintenance activities for Overall ADMS System								
7. Availability of all communication System from S/S to ADMS Control Center (Redundant GPRS communication) and dedicated min. 2Mbps Internet connection at SLDC for ADMS System is under responsibility of the State Power Utility(Owner)								

Raj



ANNEXURE-I									
Revised Proposal for Comprehensive AMC & FMS of MANIPUR ADMS System									
AMC Duration/Contract : 03 Years									
System AMC & FMS Contract Effective from 01.JUNE.2026									
Rs.									
S.No.	Description	Unit	No. of Years	Yearly AMC Charges - Basic Value	Monthly AMC Charges - Basic Value	Total AMC Charges for 3 Years - Basic Value	GST@18 % on Total 3 Years Basic Value of AMC	Total AMC Charges for 3 Years including GST	
1	Comprehensive AMC & FMS of ADMS System of Manipur State (ADMS System at SLDC, FTU & other Equipments supplied at 04 Nos. 33/11 KV Sub-Station)	Lumpsum	3	2874966	239581	8624899	1552482	10177381	
Total AMC Charges for 3 Years excluding GST: Rs. 8624899.00 (Rupees Eighty Six Lakhs Twenty Four Thousand Eight Hundred Ninety Nine Only)									
Total AMC Charges for 3 Years including GST: Rs. 10177381.00 (Rupees One Crore One Lakhs Seventy Seven Thousand Three Hundred Eighty One Only)									
Mandatory Pre-AMC Conditions (Critical for System Reliability) for Manipur State:									
1. System Healthiness & Operational Status Survey									
•To be conducted by Orbit on chargeable basis upon request from State Utility : Comprehensive system audit + Preventive maintenance check + Functional validation of entire ADMS ecosystem									
2. Identification & Restoration of Defective Components									
•In case any equipment / subsystem / component is found defective, Orbit shall submit detailed repair/replacement estimate and Upon issuance of PO by respective State Utility, Immediate corrective action shall be undertaken and System functionality shall be fully restored and demonstrated									
6.3 AMC Commencement immediately after Successful restoration & Functional demonstration									
Key Services :									
1. 01 Nos. dedicated resource at each State SLDC for 8 Hrs x 5 Day (10 AM - 6 PM) for ADMS System Operation & Maintenance									
2. System HW support management through some Spares (MFT, Relays) and AMC support through authorized services partners of OEM for Server, FTU with Modem, Switch, Router cum FW and Screens.									
3. Laptop Support Services can be taken on separate Chargeable basis as and when required on mutually agreed rates									
4. Cyber Security Compliant System operation & maintenance :									
a) Orbit shall ensure that the ADMS system SW shall be maintained in line with the currently applicable guidelines for IT/OT system Application SW.									
b) All State Utilities (Owners) are requested to upgrade the Server OS, Switches and FW cum Routers in each ADMS System for which cost is to be borne by the Owners. Orbit shall support to provide the competitive and technically compliant Equipments and other SW to ensure their compliance to current CERT-IN guidelines for IT/OT System.									
5. System Backup & Restoration : Server Management									
6. Preventive Maintenance activities for Overall ADMS System									
7. Availability of all communication System from S/S to ADMS Control Center (Redundant GPRS communication) and dedicated min. 2Mbps Internet connection at SLDC for ADMS System is under responsibility of the State Power Utility(Owner)									




ANNEXURE-I								
Revised Proposal for Comprehensive AMC & FMS of NAGALAND ADMS System								
AMC Duration/Contract : 03 Years								
System AMC & FMS Contract Effective from 01.JUNE.2026								
Rs.								
S.No.	Description	Unit	No. of Years	Yearly AMC Charges - Basic Value	Monthly AMC Charges - Basic Value	Total AMC Charges for 3 Years - Basic Value	GST@18 % on Total 3 Years Basic Value of AMC	Total AMC Charges for 3 Years including GST
1	Comprehensive AMC & FMS of ADMS System of Nagaland (ADMS System at SLDC, FTU & other Equipments supplied at 04 Nos. 33/11 KV Sub-Stations)	Lumpsum	3	2847039	237253	8541116	1537401	10078517
Total AMC Charges for 3 Years excluding GST: Rs. 8541116.00 (Rupees Eighty Five Lakhs Forty One Thousand One Hundred Sixteen Only)								
Total AMC Charges for 3 Years including GST: Rs. 10078517.00 (Rupees One Crore Seventy Eight Thousand Five Hundred Seventeen Only)								
Mandatory Pre-AMC Conditions (Critical for System Reliability) for Nagaland State: 1. System Healthiness & Operational Status Survey •To be conducted by Orbit on chargeable basis upon request from State Utility : Comprehensive system audit + Preventive maintenance check + Functional validation of entire ADMS ecosystem 2. Identification & Restoration of Defective Components •In case any equipment / subsystem / component is found defective, Orbit shall submit detailed repair/replacement estimate and Upon issuance of PO by respective State Utility, Immediate corrective action shall be undertaken and System functionality shall be fully restored and demonstrated 6.3 AMC Commencement immediately after Successful restoration & Functional demonstration								
Key Services :								
1. 01 Nos. dedicated resource at each State SLDC for 8 Hrs x 5 Day (10 AM - 6 PM) for ADMS System Operation & Maintenance								
2. System HW support management through some Spares (MFT, Relays) and AMC support through authorized services partners of OEM for Server, FTU with Modem, Switch, Router cum FW and Screens.								
3. Laptop Support Services can be taken on separate Chargeable basis as and when required on mutually agreed rates								
4. Cyber Security Compliant System operation & maintenance : a) Orbit shall ensure that the ADMS system SW shall be maintained in line with the currently applicable guidelines for IT/OT system Application SW. b) All State Utilities (Owners) are requested to upgrade the Server OS, Switches and FW cum Routers in each ADMS System for which cost is to be borne by the Owners. Orbit shall support to provide the competitive and technically compliant Equipments and other SW to ensure their compliance to current CERT-IN guidelines for IT/OT System.								
5. System Backup & Restoration : Server Management								
6. Preventive Maintenance activities for Overall ADMS System								
7. Availability of all communication System from S/S to ADMS Control Center (Redundant GPRS communication) and dedicated min. 2Mbps Internet connection at SLDC for ADMS System is under responsibility of the State Power Utility(Owner)								




ANNEXURE-I								
Revised Proposal for Comprehensive AMC & FMS of TRIPURA ADMS System								
AMC Duration/Contract : 03 Years								
System AMC & FMS Contract Effective from 01.JUNE.2026								
Rs.								
S.No.	Description	Unit	No. of Years	Yearly AMC Charges - Basic Value	Monthly AMC Charges - Basic Value	Total AMC Charges for 3 Years - Basic Value	GST@18 % on Total 3 Years Basic Value of AMC	Total AMC Charges for 3 Years including GST
1	Comprehensive AMC & FMS of ADMS System of Tripura State (ADMS System at SLDC, FTU & other Equipments supplied at 05 Nos. 33/11 KV Sub-Stations)	Lumpsum	3	2887959	240663	8663876	1559498	10223374
Total AMC Charges for 3 Years excluding GST: Rs. 8663876.00 (Rupees Eighty Six Lakhs Sixty Three Thousand Eight Hundred Seventy Six Only)								
Total AMC Charges for 3 Years including GST: Rs. 10223374.00 (Rupees One Crore Two Lakhs Twenty Three Thousand Three Hundred Seventy Four only)								
Mandatory Pre-AMC Conditions (Critical for System Reliability) for Tripura State:								
1. System Healthiness & Operational Status Survey •To be conducted by Orbit on chargeable basis upon request from State Utility : Comprehensive system audit + Preventive maintenance check + Functional validation of entire ADMS ecosystem								
2. Identification & Restoration of Defective Components •In case any equipment / subsystem / component is found defective, Orbit shall submit detailed repair/replacement estimate and Upon issuance of PO by respective State Utility, Immediate corrective action shall be undertaken and System functionality shall be fully restored and demonstrated								
6.3 AMC Commencement immediately after Successful restoration & Functional demonstration								
Key Services :								
1. 01 Nos. dedicated resource at each State SLDC for 8 Hrs x 5 Day (10 AM - 6 PM) for ADMS System Operation & Maintenance								
2. System HW support management through some Spares (MFT, Relays) and AMC support through authorized services partners of OEM for Server, FTU with Modem, Switch, Router cum FW and Screens.								
3. Laptop Support Services can be taken on separate Chargeable basis as and when required on mutually agreed rates								
4. Cyber Security Compliant System operation & maintenance : a) Orbit shall ensure that the ADMS system SW shall be maintained in line with the currently applicable guidelines for IT/OT system Application SW. b) All State Utilities (Owners) are requested to upgrade the Server OS, Switches and FW cum Routers in each ADMS System for which cost is to be borne by the Owners. Orbit shall support to provide the competitive and technically compliant Equipments and other SW to ensure their compliance to current CERT-IN guidelines for IT/OT System.								
5. System Backup & Restoration : Server Management								
6. Preventive Maintenance activities for Overall ADMS System								
7. Availability of all communication System from S/S to ADMS Control Center (Redundant GPRS communication) and dedicated min. 2Mbps Internet connection at SLDC for ADMS System is under responsibility of the State Power Utility(Owner)								

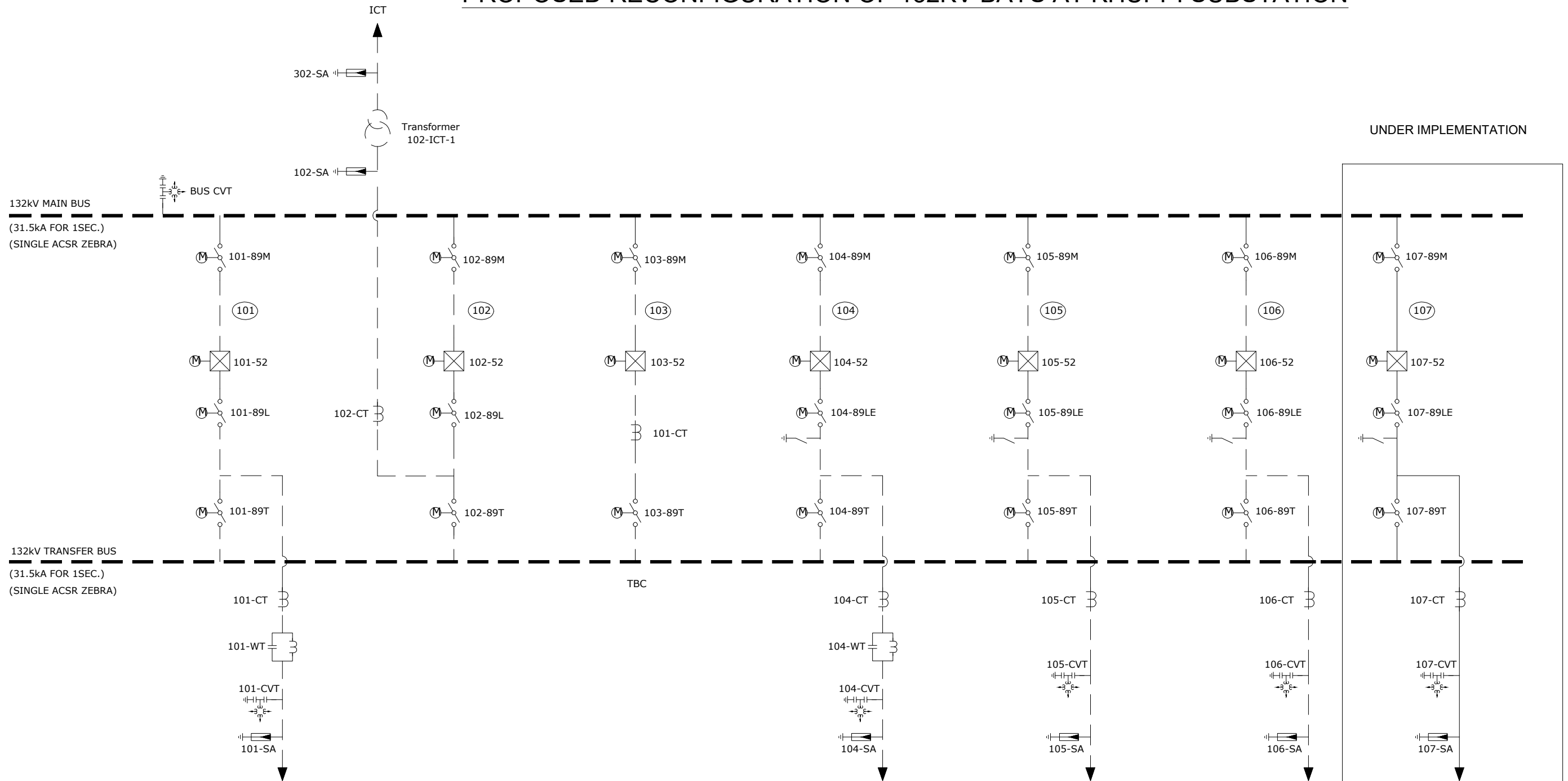


NER ADMS PROJECT : PROPOSED CHARGES FOR ADMS SYSTEM AMC & FMS - WITHOUT LAPTOP AMC (3 YEARS PERIOD) FOR ALL 7 STATES_05MAY26									
				Rs.					
S.No	State & State Power Utility	AMC & FMS Start Date (Proposed)	No. of Years for AMC & FMS	Yearly AMC & FMS Charges (Basic Value)	GST @18%	Total AMC & FMS Charges for 1 Year including GST	Estimated Monthly Charges without GST	Estimated Monthly Charges including GST	AMC & FMS Charges for 3 Years including GST
1	Meghalaya Power Transmission Corporation Ltd , Meghalaya	01.12.2026	3	2661702	479106	3140808	221808	261734	9422424
2	Assam Power Distribution Company Ltd, Assam	01.03.2027	3	3174048	571329	3745376	264504	312115	11236129
3	Power & Electricity Department, Mizoram	01.09.2027	3	2928879	527198	3456077	244073	288006	10368231
4	Department of Power, Arunachal Pradesh	01.04.2028	3	2840709	511328	3352036	236726	279336	10056109
5	Manipur State Power Company Ltd, Manipur	01.06.2026	3	2874966	517494	3392460	239581	282705	10177381
6	Department of Power, Nagaland	01.06.2026	3	2847039	512467	3359506	237253	279959	10078517
7	Tripura State Electricity Corporation Ltd, Tripura	01.06.2026	3	2887959	519833	3407791	240663	283983	10223374
TOTAL (Rs.)									71562165

Rajiv



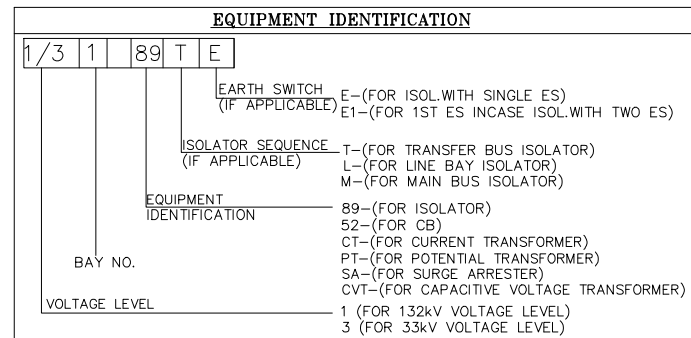
PROPOSED RECONFIGURATION OF 132KV BAYS AT KHUPPI SUBSTATION



PRESENT	TENGA	ICT-1	TBC	KIMI (CKT-1)	BOMDILA	SEPPA	KIMI (CKT-2)
PROPOSED	BOMDILA	ICT-1	TBC	TENGA	KIMI (CKT-2)	KIMI (CKT-1)	SEPPA

BILL OF QUANTITIES (132kV):-

S.NO.	DESCRIPTION	SYMBOLS
1.	CIRCUIT BREAKER 2000A,1-POLE OPERATED TYPE, 40kA FOR 3sec. (1-PH & 3PH AUTO-RECLOSEING)	
2.	ISOLATOR WITH ONE E/S (HDB,) 1600A, 3-Ph,40kA,1sec. MECHANICALLY GANGED, MOTORIZED OPERATION WITH MOTORIZED E/S	
3.	ISOLATOR WITHOUT E/S (HDB) 1600A, 3-Ph,40kA,1sec. MECHANICALLY GANGED, MOTOR OPERATED	
4.	ISOLATOR WITHOUT E/S (HDB,TANDEM) 1600A, 3-Ph,40kA,1sec. MECHANICALLY GANGED, MOTOR OPERATED	
5.	CURRENT TRANSFORMER 1000A,1-Ph WITH 120% EXTENDED CURRENT, 40kA,3sec.	
6.	CAPACITOR VOLTAGE TRANSFORMER 4400pF,1-Ph	
7.	SURGE ARRESTOR 120kV, 1-Ph	





ग्रीड कंट्रोलर ऑफ इंडिया लिमिटेड

भारत सरकार का उद्यम)

GRID CONTROLLER OF INDIA LIMITED

(A Government of India Enterprise)

{Formerly Power System Operation Corporation Ltd. (POSOCO)}



उत्तर पूर्वी क्षेत्रीय भार प्रेषण केंद्र /North Eastern Regional Load Despatch Centre

कार्यालय : पावर हाउस, काहिलीपारा, गुवाहाटी-781019(असम)/Office : Power House, Kahilipara, Guwahati-781019 (Assam)

CIN : U40105DL2009GOI188682, वेबसाइट/Website: www.nerldc.in, ई-मेल/E-mail: nerldcmo1@posoco.in

संदर्भ/Ref:NERLDC/MO/SCH/2026-27/9231

दिनांक/Date: 06-05-2026

To,
वितरण सूची के अनुसार/As Per Distribution List

विषय/SUB: Implementation of “Full Surrender” as Default Option in Requisition Submission of Thermal and Gas Plants w.e.f. 06.05.2026 in WBES for Day ahead scheduling for 07.05.26 onwards.

Ref: NERLDC Email dated 30.04.2026 on the above subject matter.
NERLDC Email dated 05.05.2026 on the above subject matter.

महोदय/ महोदया,

In accordance with the existing scheduling procedure, Inter-State Generating Stations (ISGS) provide their Declared Capacity (DC) by 06:00 hrs on D-1 for the scheduling day (D). Based on the declared capacity, beneficiary-wise entitlements are computed by 07:00 hrs, and beneficiaries/States are required to submit their requisitions from Thermal and Gas plants in WBES against these entitlements up to 08:30 Hrs on D-1.

WBES provides multiple options for submission of requisitions, namely:

- Total Full Requisition
- Full Surrender
- On Bar Full Requisition
- Manual Input

At present, the default option in WBES is “Total Full Requisition,” due to which, in cases where no requisition is submitted by a beneficiary/State, the system considers it as full requisition and its schedule is prepared accordingly. This may result in unintended over-scheduling and may not reflect the actual requirement of the beneficiaries.

In order to ensure that scheduling is carried out based on actual requisitions, the default option in WBES for requisition is changed to “Full Surrender.”

Accordingly, for Thermal and Gas plants if a beneficiary/State does not submit any requisition for a particular ISGS by 08:30 Hrs on D-1, it shall be treated as zero requisition for that station, and the schedule shall be prepared accordingly. Beneficiaries shall select any of the available options (Total Full Requisition / On Bar Full Requisition / Manual Input) or upload csv file for giving requisition of all plants at a single instance and submit their block-wise requisition within their GNA limits as per requirement. Also in D-1 a “Fill Total Requisition” button is provided in WBES in case beneficiaries desire to give full requisition from respective plants. Demonstration of the same has also been given through online meeting to all the NER scheduling coordinators on 28.04.2026.



ग्रिड कंट्रोलर ऑफ इंडिया लिमिटेड

भारत सरकार का उद्यम)

GRID CONTROLLER OF INDIA LIMITED

(A Government of India Enterprise)

{Formerly Power System Operation Corporation Ltd. (POSOCO)}



उत्तर पूर्वी क्षेत्रीय भार प्रेषण केंद्र /North Eastern Regional Load Despatch Centre

कार्यालय : पावर हाउस, काहिलीपारा, गुवाहाटी-781019(असम)/Office : Power House, Kahilipara, Guwahati-781019 (Assam)

CIN : U40105DL2009GOI188682, वेबसाइट/Website: www.nerldc.in, ई-मेल/E-mail: nerldcmo1@posoco.in

The requisition window is open from 06:30 am to 08:30 am of D-1. Further, system-generated email reminders shall be issued prior to the closure of requisition submission window to those who have not submitted their requisitions.

Also, in case of no requisition provided to a Thermal or Gas plants, the power may be sold by the generator in DAM in which case the same will not be available to the beneficiaries for scheduling.

This change has been implemented with effect from 06.05.2026 (D-1) for scheduling dated 07.05.2026 onwards.

Hence all NER beneficiaries/States are requested to align the scheduling practises with the new default option of WBES so that any discrepancy in scheduling of power can be avoided.

सादर/Yours sincerely,

(एम. विश्वनाथ / M. Viswanadh)

महाप्रबंधक (एम.ओ.)/ General Manager (MO)

उ.पू.क्ष.भा.प्रे.के/NERLDC

में कॉपी/ Copy To:

- 1) सदस्य सचिव, उ.पू.क्ष.वि.स./Member Secretary, NERPC.
- 2) मुख्य महाप्रबंधक(प्रभारी)/ Chief General Manager (I/C)



ग्रिड कंट्रोलर ऑफ इंडिया लिमिटेड

भारत सरकार का उद्यम)

GRID CONTROLLER OF INDIA LIMITED

(A Government of India Enterprise)

{Formerly Power System Operation Corporation Ltd. (POSOCO)}



उत्तर पूर्वी क्षेत्रीय भार प्रेषण केंद्र /North Eastern Regional Load Despatch Centre

कार्यालय : पावर हाउस, काहिलीपारा, गुवाहाटी-781019(असम)/Office : Power House, Kahilipara, Guwahati-781019 (Assam)

CIN : U40105DL2009GOI188682, वेबसाइट/Website: www.nerldc.in, ई-मेल/E-mail: nerldcmo1@posoco.in

वितरण सूची

एसएलडीसी प्रमुख:

- अरुणाचल प्रदेश:** अधीक्षण अभियंता, एसओ एवं पीएससी, विद्युत विभाग अरुणाचल प्रदेश, राजभवन पावर हाउस, ईटानगर, अरुणाचल प्रदेश - 791111।
- असम:** मुख्य महाप्रबंधक (एसएलडीसी), आईजीसीएल, एसएलडीसी परिसर, काहिलीपाड़ा, गुवाहाटी, असम - 781019।
- मणिपुर:** महाप्रबंधक, राज्य लोड प्रेषण केंद्र, मणिपुर, विद्युत परिसर, केशमपत जंक्शन, इम्फाल, मणिपुर - 795001।
- मेघालय:** अधीक्षण अभियंता, एसएलडीसी, नेहरू विश्वविद्यालय उप-स्टेशन, शिलांग, मेघालय - 793022।
- मिजोरम:** अधीक्षण अभियंता (पी एंड ई), मिजोरम एसएलडीसी सर्कल, पावर हाउस कॉम्प्लेक्स, नॉर्थ ब्लॉक (चौथी मंज़िल), इलेक्ट्रिक वेंग, आइजोल, मिजोरम - 796001।
- नगालैंड:** कार्यपालक अभियंता, एसएलडीसी, विद्युत विभाग, दीमापुर, एसडीओ, ट्रांसमिशन डिवीजन दीमापुर, नागालैंड - 797112।
- त्रिपुरा:** उप महाप्रबंधक (एसओ), एसएलडीसी अगरतला, टीएसईसीएल, 79 - टिल्ला, त्रिपुरा (पश्चिम), अगरतला - 799006।

क्षेत्रीय जनरेटर / क्रेता:

- नीष्को (NEEPCO):** कार्यपालक निदेशक (ओ एंड एम), नीष्को भवन, सुंदरपुर, आर. जी. बरूआ रोड, गुवाहाटी, असम - 781005।
- एनएचपीसी (NHPC):** समूह महाप्रबंधक, लोकटक एचईपी, विद्युत विहार, कोमकेइराप, मणिपुर - 795124।
- एनटीपीसी (NTPC):** कार्यपालक निदेशक, एनटीपीसी (बीजीटीपीएस) लिमिटेड, सालकटी, कोकराझार, असम - 783369।
- ओटीपीसी (OTPC):** मुख्य परिचालन अधिकारी, ओएनजीसी त्रिपुरा पावर कंपनी लिमिटेड, काकरबन रोड, पालतना, गोमती, त्रिपुरा - 799116।
- एचवीडीसी_बीएनसी (एनईआरटीएस, पावरग्रिड) :** कार्यपालक निदेशक, एनईआरटीएस, पावरग्रिड, पावरग्रिड कॉम्प्लेक्स, लोअर नोंग्रह, लापलांग, पोस्ट ऑफिस - रिनजाह, शिलांग - 793006।



ग्रिड कंट्रोलर ऑफ इंडिया लिमिटेड

भारत सरकार का उद्यम)

GRID CONTROLLER OF INDIA LIMITED

(A Government of India Enterprise)

{Formerly Power System Operation Corporation Ltd. (POSOCO)}



उत्तर पूर्वी क्षेत्रीय भार प्रेषण केंद्र /North Eastern Regional Load Despatch Centre

कार्यालय : पावर हाउस, काहिलीपारा, गुवाहाटी-781019(असम)/Office : Power House, Kahilipara, Guwahati-781019 (Assam)

CIN : U40105DL2009GOI188682, वेबसाइट/Website: www.nerldc.in, ई-मेल/E-mail: nerldcmo1@posoco.in

DISTRIBUTION LIST

SLDC HEADS:

- 1. ARUNACHAL PRADESH:** SUPERINTENDING ENGINEER, SO & PSC, DoP ARUNACHAL PRADESH, RAJ BHAWAN POWER HOUSE, ITANAGAR, ARUNACHAL PRADESH – 791111.
- 2. ASSAM:** CGM (SLDC), AEGCL, SLDC COMPLEX, KAHILIPARA, GUWAHATI, ASSAM – 781019.
- 3. MANIPUR:** GENERAL MANAGER, STATE LOAD DESPATCH CENTER, MANIPUR, ELECTRICITY COMPLEX, KEISHAMPAT JUNCTION, IMPHAL, MANIPUR – 795001.
- 4. MEGHALAYA:** SUPERINTENDING ENGINEER, SLDC, NEHU SUBSTATION, SHILLONG, MEGHALAYA – 793022.
- 5. MIZORAM:** SUPERINTENDING ENGINEER (P&E), MIZORAM SLDC CIRCLE, POWER HOUSE COMPLEX, NORTH BLOCK (IV FLOOR), ELECTRIC VENG, AIZAWL, MIZORAM – 796001.
- 6. NAGALAND:** EXECUTIVE ENGINEER, SLDC, ELECTRICITY DEPARTMENT, DIMAPUR, SDO, TRANSMISSION DIVISION DIMAPUR, NAGALAND – 797112.
- 7. TRIPURA:** Additional GM (SO), SLDC AGARTALA, TSECL, 79 – TILLA, TRIPURA (WEST), AGARTALA – 799006.

REGIONAL GENERATORS / BUYER:

- 1. NEEPCO:** EXECUTIVE DIRECTOR (O&M), NEEPCO BHAWAN, SUNDARPUR, R.G. BARUAH ROAD, GUWAHATI, ASSAM – 781005.
- 2. NHPC:** GROUP GENERAL ENGINEER, LOKTAK HEP, VIDYUT VIHAR, KOMKEIRAP, MANIPUR – 795124.
- 3. NTPC:** EXECUTIVE DIRECTOR, NTPC (BGTPS) LIMITED, SALAKATI, KOKRAJHAR, ASSAM – 783369.
- 4. OTPC:** CHIEF OPERATING OFFICER, ONGC TRIPURA POWER COMPANY LTD, KAKRABAN ROAD, PALATANA, GOMATI, TRIPURA – 799116.
- 5. HVDC_BNC (NERTS, POWERGRID):** EXECUTIVE DIRECTOR, NERTS, POWERGRID, POWERGRID COMPLEX, LOWER NONGRAH, LAPALANG, P.O- RYNJAH, SHILLONG – 793006.



ग्रिड कंट्रोलर ऑफ इंडिया लिमिटेड
(भारत सरकार का उद्यम)
GRID CONTROLLER OF INDIA LIMITED
(A Government of India Enterprise)

CIN : U40105DL2009GOI188682

राष्ट्रीय भार प्रेषण केन्द्र / National Load Despatch Centre

कार्यालय : बी-9, प्रथम एवं द्वितीय तल, कुतुब इंस्टीट्यूशनल एरिया, कटवारिया सराय, नई दिल्ली - 110016

Office : 1st and 2nd Floor, B-9, Qutab Institutional Area, Katwaria Sarai, New Delhi -110016

CIN : U40105DL2009GOI188682, Website : www.grid-india.in, E-mail : gridindiacc@grid-india.in, Tel.: 011- 42785855

Ref: GRID-INDIA/NLDC/Procedures/May-26/

Date: 8th May, 2026

सेवा में,

All the Stakeholders

विषय: Stakeholder suggestions/feedback on draft Procedure for identification of non-optimal utilization of Connectivity or the GNA quantum by the Grantees– Reg.

संदर्भ: Central Electricity Regulatory Commission Connectivity and General Network Access to the inter-State transmission System Regulations, 2025

महोदय/महोदया,

In compliance with the Regulation 11.3(B) of the Central Electricity Regulatory Commission Connectivity and General Network Access to the inter-State Transmission System (Third Amendment) Regulations, 2025, the draft Procedure for identification of non-optimal utilization of Connectivity or the GNA quantum by the Grantees has been prepared and published on website (<https://grid-india.in/en/documents/connectivity-and-gna-procedure>) for wider public consultation.

Stakeholders may submit their suggestions/feedback to regulatory@grid-india.in, in the prescribed format enclosed as Annexure, by 7th June 2026.

सधन्यवाद,

भवदीय,

(मनोज कुमार अग्रवाल)

कार्यकारी निदेशक, रांभांप्रेकें

Copy for kind information:

1. Secretary CERC
2. CMD, Grid-india
3. Director Market Operation, GRID-INDIA
4. Director System Operation, GRID-INDIA
5. Heads of RLDCs

Format for submission of suggestions/feedback

Sl.	Clause No.	Clause in Draft Procedure (verbatim)	Revised/Suggested Clause (if any)	Justification/Rationale
1.				
2.				
3.				



Grid Controller of India Limited
(formerly Power System Operation Corporation Limited)
National Load Despatch Centre (NLDC)

**Procedure for assessing the utilization of Connectivity or the GNA quantum by the
Grantees**

Prepared in Compliance to
Central Electricity Regulatory Commission
Connectivity and General Network Access to the inter-State transmission System
Regulations, 2025

May 2026

Table of Contents

1. **Introduction:**..... 3

2. **Scope:** 3

3. **Methodology for utilization of Connectivity and GNA:** 3

4. **Indemnification:**..... 5

DRAFT

1. Introduction:

1. This procedure is in accordance with Regulation 11.3(B) of the Central Electricity Regulatory Commission (Connectivity and General Network Access to the inter-State Transmission System) Regulations, 2022 (hereinafter referred as 'GNA Regulations').
2. This procedure provides the framework for assessing the utilization pattern of Connectivity or GNA quantum by the grantees.
3. Words or expressions used in the present procedure shall have the meaning assigned to them under the Act or other regulations specified by the Central Commission, or Central Electricity Authority as the case may be.

2. Scope:

This procedure shall be applicable to all Connectivity and GNA grantees and parent or subsidiary company of grantee, in whose name the project has been executed as per the GNA Regulations and registered as User with the RLDCs.

3. Methodology for utilization of Connectivity and GNA:

1. The Host RLDC shall compute the utilization of Connectivity or GNA of the grantee, or its parent/subsidiary company, in whose name the project has been executed and registered as User with the RLDC, as the case may be in accordance with the methodology specified under this procedure, by the last day of the month following the end of each quarter.
For example, for FY Q1, 2026–27, the utilization shall be computed by 31 July 2026.
2. The utilization of Connectivity or GNA, as applicable, shall be determined on a block-wise basis, considering the power scheduled from the entity registered as User with RLDC against the effective Connectivity or GNA quantum (with reference to each connectivity or GNA application), as the case may be. The utilization shall be expressed in terms of percentage of effective Connectivity or GNA for every time block in a quarter.
3. The utilisation shall be calculated with reference to the solar hours, non-solar hours or full day access as applicable for the particular entity.
4. Where the connectivity grantee is a Renewable Power Park Developer (RPPD), the utilization of connectivity shall be determined as under:
 - (a) In case the entire quantum of connectivity granted to the RPPD has been assigned/allocated to one or more Renewable Energy Generating Stations (REGS)

and/or Energy Storage Systems (ESS), the utilization of connectivity shall be computed separately for each REGS/ESS registered as User with RLDC.

(b) In case the entire quantum of connectivity granted to the RPPD has not been assigned/allocated, the utilization of connectivity shall be computed separately for each registered REGS/ESS to the extent of the quantum assigned to it and for the balance unallocated quantum, the utilization shall be computed at the level of the connectivity grantee i.e. the RPPD.

5. For computation of block wise utilization of Connectivity or GNA (in MW), as applicable, the following shall be considered for each grantee over the relevant quarter:

(a) For other than Renewable Seller and ESS:

The block wise scheduled power, excluding schedules arising due to Ancillary Services (DOWN), SCED (DOWN), SCUC (DOWN) and reduction in schedule due to transmission constraint or grid security or force majeure shall be expressed as a percentage of the effective Connectivity for the quarter.

(b) For Renewable Seller:

The block wise scheduled power, excluding schedules arising due to Ancillary Services (DOWN) and reduction in schedule due to transmission constraint or grid security or force majeure shall be expressed as a percentage of the solar hour access or non-solar access or full day access, as applicable, for the quarter.

(c) For Buyer, excluding ESS:

The block wise scheduled power, excluding any reduction in schedule due to transmission constraint or grid security or force majeure, shall be expressed as a percentage of the GNA for the quarter.

(d) For Energy Storage System:

The block wise scheduled power, excluding schedules arising due to Ancillary Services (DOWN) and reduction in schedule due to transmission constraint or grid security or force majeure shall be expressed as a percentage of the solar hour access or non-solar access or full day access, as applicable, for injection and drawal separately for the quarter.

6. The time duration curve of block wise percentage utilization of connectivity/solar hour access/ non-solar hour access/ full day access, as the case may be, in a quarter as computed above, shall be calculated. The detailed computation and results shall be shared with the relevant stakeholders and will be submitted to the Hon'ble Commission.

4. **Indemnification:**

The Connectivity or GNA grantee or its parent or subsidiary company including its successor shall keep each of the RLDCs, NLDC, CTUIL indemnified at all times and shall undertake to indemnify, defend and save the RLDCs, NLDC, CTUIL harmless from any and all damages, losses, claims and actions including those relating to injury to or death of any person or damage to property, demands, suits, recoveries, costs and expenses, court costs, attorney fees, and all other obligations by or to third parties, arising out of or resulting from any transactions.

DRAFT

I. ISTS Elements application details in FTC Portal:

Name of the elements	Unique ID of FTC Portal	Present Status of Application as on 11.05.2026
132 kV PK Bari (ISTS) – Manu line (LILO of 132 kV PK Bari (ISTS)- Ambassa line at 132 kV Manu SS	662	The following are yet to be submitted: <ul style="list-style-type: none"> • Connectivity Agreement • Fresh PTCC Clearance or Suitable Advisory on requirement of fresh PTCC Clearance by CEA and • Relay settings approval from RPC • Compliance with RLDC observations on the OTDR report are yet to be submitted.
132 kV SM Nagar (ISTS) – SM Nagar line <i>after reconductoring with HTLS</i>	666	The following are yet to be submitted: <ul style="list-style-type: none"> • Relay settings approval from RPC • Manually Triggered DR & EL • Metering compliance w.r.t accuracy class as per CEA regulations • Cyber security undertaking
132 kV SM Nagar (ISTS) – Budhjungnagar line <i>after reconductoring with HTLS</i>	658	The following are yet to be submitted: <ul style="list-style-type: none"> • Relay settings approval from RPC • Manually Triggered DR & EL • Sequence data of the transmission line • Metering compliance w.r.t accuracy class as per CEA regulations are yet to be submitted.
132 kV PK Bari – Kumarghat (POWERGRID) line <i>after reconductoring with HTLS</i>	664	The following are yet to be submitted: <ul style="list-style-type: none"> • Relay settings approval from RPC • Manually Triggered DR & EL

II. NERSIP (intra-state elements) Elements application details via mail:

Elements application Details	NERLDC observations were mailed on the following dates
132 kV Belonia - Rabindranagar D/C and associated elements	23-02-2026 23-04-2026 11-05-2026
132 kV Udaipur sub-station and associated elements	06-03-2026 23-04-2026 11-05-2026
132 kV Bagafa sub-station and associated elements	13-04-2026 22-04-2026 11-05-2026

132 kV Sabroom sub-station and associated elements	13-04-2026
	22-04-2026
	11-05-2026
132 kV Amarpur sub-station and associated elements	13-04-2026
	22-04-2025
	11-05-2026
132 kV Manu- Ambassa Line and 132 kV Manu Sub-Station associated elements	30-03-2026
	22-04-2026
	11-05-2026
132 kV Kailashahar (Gournagar) - Dharmanagar (Mission tilla) D/C Transmission line	29-09-2025
	19-11-2025
	23-04-2026
	11-05-2026

Report of the Committee constituted by the 236th OCC Forum for physical inspection of the identified rusted towers of the 400 kV D/C Silchar–Byrnihat–Azara TL.

Background:

NETC had highlighted in the 236th OCC Meeting about the requirement of high-tech painting (by using zinc rich anticorrosive galvanized paint along with the additional coating of rust converter and acid resistant) for the identified 07 (seven) nos. rusted towers viz. tower no. 571, 572, 573, 577, 584, 585 & 587 of the 400 kV D/C Silchar–Byrnihat–Azara TL caused due to heavy pollution in the Byrnihat area generated from the nearby industries.

Byrnihat is home to major industries, including distilleries, iron and steel plants, cement factories and beverage. NETC claimed that the increased pollution level in the Byrnihat area due to its industrialization is causing rusting of towers. In this regard, it may be noted that as per the latest report (published on 9th January, 2026) of Centre for Research on Energy and Clean Air (CREA), Byrnihat is ranked as the top most polluted city in India in 2025 with high level of PM 2.5 and SOx. This report was also published in the leading newspapers of India (**Annexure I**). The copy of the report is enclosed herewith as **Annexure-II**. Further, photographs of some of the industries located in the nearby areas of the line at Byrnihat are enclosed herewith as **Annexure-III**.

Deliberation of the OCC Forum:

- The forum opined that a committee shall be constituted comprising representatives from NERPC, NERLDC, PGCIL, Assam, and Meghalaya to carry out a physical site visit and assess the site conditions and requirement at the identified tower locations of the 400 kV D/C Silchar–Byrnihat–Azara line. The committee shall complete the inspection by the first week end of April, 2026 and submit its report within 10 days of the visit.
- The matter regarding admissibility of expenditure towards tower painting under Additional Capitalization (ADD-CAP) shall be deliberated in the CCM post submission of the committee report.

Constitution of the Committee:

In line with aforesaid deliberation of the OCC Forum, NERPC formed a committee with the following members for physical inspection of the identified tower locations of the 400 kV D/C Silchar–Byrnihat–Azara TL and submission of report for the same to the OCC Forum.

Sl. No.	Name	Designation	Organization
1.	Sh. Lenin B.	Deputy Director	NERPC
2.	Sh. Vikash Shankar	Asstt. Director	NERPC
3.	Sh. Rajnish Kumar	Asstt. Director	NERPC
4.	Sh. Utpal Das	Dy. Manager	NERLDC
5.	Sh. Nishinath Paul	Dy. Manager	Powergrid
6.	Sh. Lohit Krishna Borah	GM, Lower Assam Region	AEGCL
7.	Sh. N. K. Singh	Executive Engineer, Killing Substation	MePTCL
8.	Sh. I Nongbsap	Resident Engineer, 132/33 EPIP-II Substation	MePTCL

Terms of Reference (ToR) of the Committee:

The Committee shall:

1. Assess the extent of corrosion and structural deterioration of the identified transmission towers, including tower stubs, members, and cross-arms.
2. Examine the impact of pollution on other transmission lines in the vicinity, if any.
3. Review the effectiveness of earlier mitigation measures, including high-tech anti-corrosive painting for the newly identified affected towers.
4. Evaluate the necessity and urgency of undertaking high-tech anti-corrosive painting for the newly identified affected towers.
5. Suggest suitable remedial measures, including painting specifications, material requirements, and any additional protection techniques to enhance tower life.
6. Assess whether the causes of corrosion were foreseeable or unforeseeable at the planning and construction stage.

Site-visit:

The Committee has visited the identified tower locations of the 400 kV D/C Silchar–Byrnihat–Azara TL on 06.04.2026 (photographs attached herewith as **Annexure-IV**) and made the following observations and recommendation –

Observations:

1. The Committee inspected the towers viz. 571, 572, 573, 577, 584, 585 & 587 and noticed the rusting of towers. NETC informed that the 400 kV D/C Silchar–Byrnihat–Azara TL was commissioned on 01.03.2013, however, tower no. 577 forming a part of Railway Diversion Works was constructed in the year 2019. Photographs of the towers are enclosed herewith as **Annexure – V**.
2. The committee also observed that towers of communications infrastructures, in some pockets, have also been corroded, in fact many steel structures in the area were observed to have suffered corrosion. Photographs of some such infrastructures have been attached as **annexure VI**.
3. The Committee noted that another line, 220kV Misa-Killing line of MePTCL, passes nearby and observed heavy rusting on the towers of that line too. MePTCL informed that they have taken cognisance of the issue wrt their line and corrective actions are under consideration of higher management. Photographs of the towers of Misa-Killing are enclosed as **Annexure – VII**.
4. The Committee also noted the submission of NETC that during the survey and construction stage of the line (2008-2012), there was muted presence of polluting industries and therefore prospect of corrosion was not considered for route planning and tower painting works. Further, NETC informed the committee that recent years have witnessed rapid rise in number of polluting industries. The state government and local governments have issued various orders (**Annexure VIII**) to put curbs on industries like Brick Kilns and also to make industries comply with emission norms, waste disposal norms and other relevant norms.
5. The committee asked NETC to submit the testing report of original painting of the towers, to ensure whether it has been done as per the relevant ISO and IS standards. In response NETC have provided the Material Inspection Clearance certificate (MICC) (issued by Powergrid at that time) (**Annexure IX**) and a copy of Contract Agreement (**Annexure X**), which includes technical specifications related to galvanisation of tower, with the KEC International. Therefore, it is inferred that the

painting/galvanisation of towers were in conformity with the relevant ISO and IS standards.

6. The Committee also visited and inspected earlier painted towers viz. 548, 554, 580, 581, 582 & 583, which were painted with zinc coating paints in the year 2020. The towers were found to be in good conditions without any signs of rusting/ corrosion. The Committee observed that the mitigation measures, including high-tech anti-corrosive painting for the newly identified towers are likely to be effective. Photographs of the towers are enclosed as **Annexure – XI**.
7. The committee also observed that there are other towers of the line in the polluting area, which have not yet faced corrosion, but with the current level of pollution they may face corrosion in future and the utility may approach NERPC again for similar considerations.

Recommendations and conclusion:

The committee is of the view that –

1. The towers have suffered severe corrosion at cross arms, top portion and base portion. The situation needs to be urgently addressed to curb further deterioration of structural integrity of the Towers. The line is a critical 400kV intra-regional link of NER, providing necessary reliability in power supply to Meghalaya and Assam. Therefore, it is necessary to take preventive measures to protect the towers of the line.
2. Pollution has been a major concern in the area, posing threat to not only towers of the transmission lines, but also communication towers and other steel infrastructures present in the area.
3. The rapid rise of polluting industries could *not be foreseen* by the transmission utility at the time of planning of the line. The situation appears to be beyond the control of utility. The original painting of the towers were done as per the relevant contemporary standards.
4. *To protect the towers, painting them with anti-corrosive paint is the most effective solution. Further, considering that the area falls under corrosion category C-5 as per ISO 12944 (Industrial area with high pollution, humidity and aggressive atmosphere), the towers should be painted with Anti-corrosive zinc rich galvanised paint with high*

durability (upto 25 years). The painting specifications should conform to the ISO 12944 standards.

5. Although the government is taking measures to close illegal industries, ensuring compliance with emission and other pollution related norms, it is difficult to say when the pollution will abate and whether other towers, which are currently unaffected, will corrode or not, in future. So, NETC's similar claim, if any, in future may be decided as per the prevailing conditions.