



भारत सरकार/Government of India
विद्युत मंत्रालय/Ministry of Power

उत्तर पूर्वी क्षेत्रीय विद्युत समिति/North Eastern Regional Power Committee
लपालांग शिलांग-793006/Lapalang, Shillong 793006

No. NERPC/SE(O)/OCC/2026/

Date:16-04-2026

सेवा में / To,
संलग्न सूची के अनुसार / As per list enclosed.

विषय/Sub: 237वीं ऑपरेशन कोऑर्डिनेशन उप-समिति (ओसीसी) की बैठक का एजेंडा-तत्संबंधी।/ Agenda of 237th Operation Coordination Sub-Committee (OCC) Meeting - reg.

सर/मैडम,
Sir/Madam,

कृपया अपनी जानकारी और आवश्यक कार्रवाई के लिए 22 अप्रैल 2026 को एनईआरपीसी कॉन्फ्रेंस हॉल, शिलांग में आयोजित होने वाली 237वीं ओसीसी बैठक के एजेंडे के साथ यहां संलग्न देखें। कार्यसूची एनईआरपीसी की वेबसाइट www.nerpc.gov.in पर भी उपलब्ध है।

Please find enclosed herewith the agenda of the 237th OCC Meeting to be held at NERPC Conference Hall, Shillong on 22nd April 2026 for your kind information and necessary action. The agenda is also available on the website of NERPC: www.nerpc.gov.in.

भवदीय / Yours faithfully,

(डी.के. बाउरी/ D.K Bauri)
निदेशक/ Director
परिचालन/ Operation

Encl: As above

अभिभाषकों की सूची /List of Addressees:

1. Managing Director, AEGCL, Bijuli Bhawan, Guwahati – 781 001
2. Managing Director, APGCL, Bijuli Bhawan, Guwahati – 781 001
3. Managing Director, APDCL, Bijuli Bhawan, Guwahati – 781 001
4. Managing Director, MSPCL, Electricity Complex, Keishampat, Imphal – 795 001
5. Managing Director, MSPDCL, Secure Office Bldg. Complex, South Block, Imphal – 795 001
6. Director (Transmission), MePTCL, Lumjingshai, Short Round Road, Shillong – 793 001
7. Director (Generation), MePGCL, Lumjingshai, Short Round Road, Shillong – 793 001

8. Director (Distribution), MePDCL, Lumjingshai, Short Round Road, Shillong – 793 001
9. Director (Tech.), TSECL, Banamalipur, Agartala -799 001.
10. Director (Generation), TPGCL, Banamalipur, Agartala -799 001.
11. GM (Transmission), TPTL, Bidyut Bhaban, Banamalipur, Agartala -799 001.
12. Chief Engineer (WE Zone), Department of Power, Govt. of Arunachal Pradesh, Itanagar- 791111
13. Chief Engineer (TP&MZ), Department of Power, Govt. of Arunachal Pradesh, Itanagar- 791111
14. Chief Engineer (Commercial) -cum- CEI, DoP, Govt. of Arunachal Pradesh, Itanagar- 791111
15. Engineer-in-Chief, P&E Department, Govt. of Mizoram, Aizawl – 796 001
16. Engineer-in-Chief, Department of Power, Govt. of Nagaland, Kohima – 797 001
17. ED (O&M), NEEPCO Ltd., Brookland Compound, Lower New Colony, Shillong-793003
18. ED (O&M), NHPC, NHPC Office Complex, Sector-33, Faridabad, Haryana-121003
19. Group GM, NTPC, Bongaigoan Thermal Power Project, P.O. Salakati, Kokrajhar- 783369
20. Vice President (Plant), OTPC, Badarghat Complex, Agartala, Tripura – 799014
21. ED, PGCIL/NERTS, Dongtiah-Lower Nongrah, Lapalang, Shillong -793 006
22. AGM (BD), NVVN, Core 5, 3rd floor, Scope Complex, 7 Institutional Area, Lodhi Rd., N. Delhi-3
23. Vice President, PTCIL, 2nd Floor, NBCC Tower, 15, Bhikaji Cama Place, New Delhi – 110066
24. Dy. COO, CTUIL, "Saudamini", 1st Floor, Plot No. 2, Sector-29, Gurugram, Haryana – 122001
25. Chief Engineer, GM Division, Central Electricity Authority, New Delhi – 110066
26. Chief Engineer, NPC Division, Central Electricity Authority, New Delhi – 110066
27. ED, NERLDC, Dongtiah, Lower Nongrah, Lapalang, Shillong -793 006
28. CGM, AEGCL, Bijuli Bhawan, Guwahati – 781001
29. CGM, APGCL, Bijuli Bhawan, Guwahati – 781001
30. CGM, DISCOM, Bijuli Bhawan, Guwahati – 781001
31. Head of SLDC, Dept. of Power, Govt. of Arunachal Pradesh, Itanagar – 791111
32. CGM, (LDC), SLDC Complex, AEGCL, Kahilipara, Guwahati-781 019
33. Head of SLDC, MSPCL, Imphal – 795001
34. Head of SLDC, MePTCL, Lumjingshai, Short Round Road, Shillong – 793 001
35. Head of SLDC, P&E Deptt. Govt. of Mizoram, Aizawl – 796 001
36. Head of SLDC, Dept. of Power, Govt. of Nagaland, Dimapur – 797103
37. Head of SLDC, TSECL, Agartala – 799001
38. Chief Engineer (Elect), Loktak HEP, Vidyut Vihar, Kom Keirap, Manipur- 795124
39. DGM (O&M), OTPC, Badarghat Complex, Agartala, Tripura – 799014
40. Director, NETC, 2C, 3rdFloor, D21Corporate Park, DMRC Building Sector 21, Dwarka, Delhi-77
41. AGM Regulatory & Commercial, NER II TL, 10th Floor, Berger Tower, Noida sector 16B-201301
42. Project Head, NERPSIP/PGCIL, Pub Suraj Nagar, Nutun Bazar, Kahelipara, Guwahati- 781019
43. ED, Comprehensive Scheme (Ar. Pradesh), PGCIL, Tayeng Building, Nitivihar, Itanagar-791111
44. Head O&M, NBTL, RZM Infinity 5th floor, Block-15, Phase-4, Udyog Vihar, Gurugram, Haryana-122008

दिनांक 16/11/2026

(डी.के. बाउरी/ D.K Bauri)

निदेशक/ Director

परिचालन/ Operation



सत्यमेव जयते

**AGENDA FOR
237th OCC MEETING**

Time: 10:00 Hrs.

Date: 22nd April, 2026 (Wednesday)

**Venue: NERPC Conference Hall,
Shillong**

Contents

1. PART-A: CONFIRMATION OF MINUTES	3
1.1. Confirmation of Minutes of 236 th Meeting of OCC Sub-Committee of NERPC3	
2. PART-B: ITEMS FOR DISCUSSION	3
2.1. Demonstration of MCR of the commissioned units of 8 × 250 MW Subansiri Lower HEP - NERLDC.....	3
2.2. Frequent tripping of Unit 1 & 2 of Lower Subansiri HEP in March'2026 - NERLDC	5
2.3. Correction of CVT Voltage Discrepancy at Panyor (Ranganadi) substation - NERLDC	6
2.4. Renovation & Modernization for Life Extension of Loktak Power Station - NHPC8	
2.5. Bay Upgradation at Loktak HEP by PGCIL - NHPC.....	8
2.6. Operational Planning and Resource Adequacy for May 2026 -NERLDC.....	9
2.7. Regarding non-submission of Demand forecast and Resource Adequacy (RA) data as per IEGC 2023 – NERLDC.....	9
2.8. Outage planning-NERPC	11
2.9. Significant Increase in Post-OCC Category (PNOCC) / D-3 Shutdowns - NERLDC	12
2.10. Submission of DPR for “Implementation and Installation of XDR solution for Endpoint, Server, and Firewall Integration and Microsoft Active Directory Service” of APGCL for funding from PSDF - APGCL.....	12
2.11. Proposal for enhancement in GNA quantum of Tripura – Tripura	13
2.12. Automatic Demand Management System (ADMS) Healthiness Status in NER Grid-NERPC	14
2.13. Review of LGBR for the period of April'26-June'26.....	15
2.14. Review of Grid Discipline and RTM Market Participation during Low Frequency Conditions (March–April 2026)-NERLDC	15
2.15. Grading of median Frequency Response Performance (FRP) of each control area of NER for FY 2025-26 - NERLDC	19
2.16. Periodic Testing of Power System Elements and Submission of Simulation Model Data - NERLDC.....	21
PART-C: ITEMS FOR UPDATE/FOLLOW-UP	22

NORTH EASTERN REGIONAL POWER COMMITTEE

AGENDA FOR 237th OCC MEETING TO BE HELD ON 22.04.2026 (WEDNESDAY) AT 10:00 HRS

1. PART-A: CONFIRMATION OF MINUTES

1.1. Confirmation of Minutes of 236th Meeting of OCC Sub-Committee of NERPC

The minutes of 236th meeting of OCC Sub-committee held on 20.03.2026 at Kaziranga, Assam under the aegis of NBTL were circulated vide letter No. NERPC/SE (O)/OCC/2026/8718-8760 dated 30th March 2026.

No comments were received from constituents

Sub-committee may confirm the minutes of 236th OCCM

2. PART-B: ITEMS FOR DISCUSSION

2.1. Demonstration of MCR of the commissioned units of 8 × 250 MW Subansiri Lower HEP - NERLDC

The Trial Operation Certificates for the following units of Subansiri Lower HEP (8 × 250 MW) have been issued as detailed below:

Unit no	Trial Operation Certificate issued date	Average Generation in MW	COD Declared
250 MW Unit-2	20-12-2025	194.76	23-12-2025
250 MW Unit-3	30-01-2026	199.83	01-02-2026
250 MW Unit-1	09-03-2026	203.41	20-03-2026

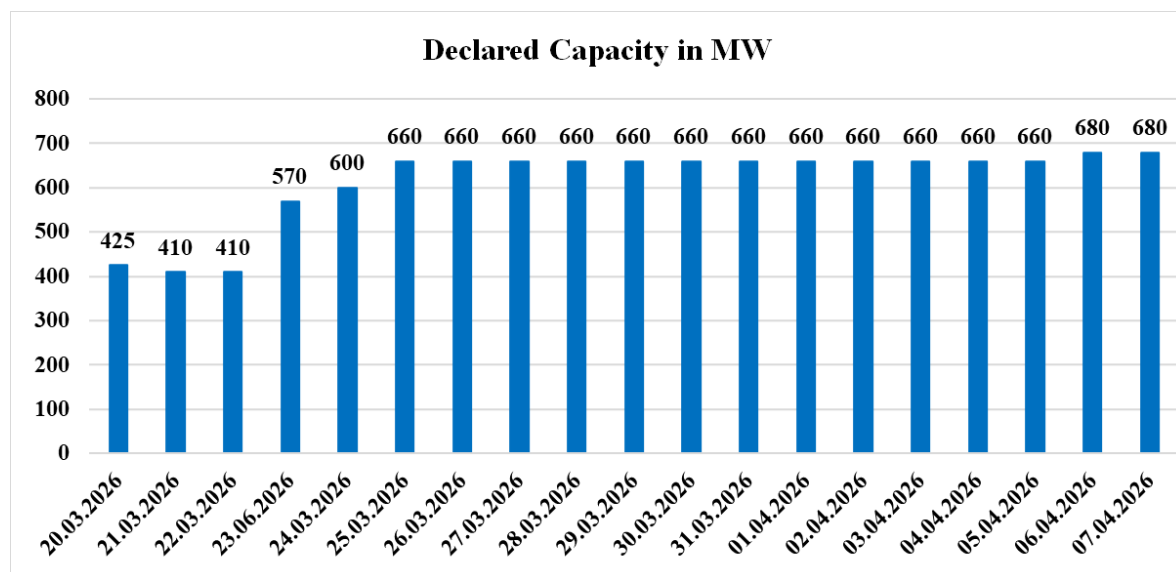
At the time of trial operation, demonstration of MCR could not be carried out due to insufficient reservoir level / inflow conditions.

Accordingly, the Trial Run Operation Certificates were issued in line with Clause 22(2)(a)(iv) of IEGC 2023, which provides that:

if it is not possible to demonstrate the MCR due to insufficient reservoir or pond level or insufficient inflow, COD may be declared, subject to the condition that the same shall be demonstrated immediately when sufficient water is available after COD:

Provided that if such a generating station is not able to demonstrate the MCR when sufficient water is available, the generating company shall de-rate the capacity in terms of sub-clause (b) of this clause, and such de-rating shall be effective from COD.

In this regard, it is observed that Subansiri Lower HEP is presently sustaining generation in the range of 660–680 MW, indicating improved water availability conditions.



In view of the above, NHPC Subansiri Lower Hydroelectric Project is requested to submit a detailed plan for demonstrating the Maximum Continuous Rating (MCR) of the commissioned units, in accordance with Regulation 22(2)(a)(iv) of the Indian Electricity Grid Code (IEGC), 2023.

NHPC may update the detailed plan for demonstration the MCR of the commissioned units (U#1, U#2 & U#3).

2.2. Frequent tripping of Unit 1 & 2 of Lower Subansiri HEP in March'2026 - NERLDC

It has been observed that multiple tripping has occurred in Lower Subansiri HEP units in short duration resulting in frequent outages of Lower Subansiri HEP units which is adversely impacting grid reliability.

Unit-1 tripped 14 times from 20th March to 29th March'2026, while Unit-2 tripped 7 times in the month of March'2026.

The details of tripping are tabulated below:

Trippings of Unit 1					
S.No	Element Name	Tripping Date and Time	RESTORATION Date and Time	OUTAGE DURATION	Reason
1	Lower Subansiri Unit 1	20-03-2026 01:19	20-03-2026 05:14	03:55:00	Unit 1 tripped on reverse power protection. Post-trip inspection revealed that one coil of the solenoid valve in the governing system had failed.
2	Lower Subansiri Unit 1	20-03-2026 05:18	20-03-2026 05:59	00:41:00	Mechanical Trip, Governor oil level too high 2nd stage
3	Lower Subansiri Unit 1	20-03-2026 06:04	20-03-2026 06:45	00:41:00	Mechanical Trip, Shaft seal pressure too low
4	Lower Subansiri Unit 1	21-03-2026 17:21	21-03-2026 17:46	00:25:00	Governor OPU oil level high
5	Lower Subansiri Unit 1	21-03-2026 20:04	22-03-2026 02:29	06:25:00	Tripping details not furnished
6	Lower Subansiri Unit 1	22-03-2026 06:21	22-03-2026 07:40	01:19:00	Due to cooling water pressure too low
7	Lower Subansiri Unit 1	22-03-2026 08:26	22-03-2026 09:42	01:16:00	Generator cold air temperature high
8	Lower Subansiri Unit 1	23-03-2026 17:03	23-03-2026 17:40	00:37:00	Not Furnished
9	Lower Subansiri Unit 1	24-03-2026 15:16	24-03-2026 17:28	02:12:00	Oil Missed Extraction form failure
10	Lower Subansiri Unit 1	24-03-2026 19:11	25-03-2026 12:17	17:06:00	Rotor Field Earth Fault
11	Lower Subansiri Unit 1	25-03-2026 12:29	25-03-2026 13:51	01:22:00	Not Furnished
12	Lower Subansiri Unit 1	25-03-2026 21:49	25-03-2026 22:37	00:48:00	Low shaft seal flow
13	Lower Subansiri Unit 1	26-03-2026 09:34	26-03-2026 10:00	00:26:00	Due to low cooling water flow
14	Lower Subansiri Unit 1	29-03-2026 17:04	29-03-2026 17:31	00:27:00	Governor oil tank level high

Trippings of Unit 2					
S.No	Element Name	Tripping Date and Time	RESTORATION Date and Time	OUTAGE DURATION	Reason
1	Lower Subansiri Unit 2	05-03-2026 20:02	05-03-2026 20:43	00:41:00	Malfunctioning of Temperature sensor of stator core
2	Lower Subansiri Unit 2	07-03-2026 11:53	07-03-2026 14:12	02:19:00	Due to Under voltage
3	Lower Subansiri Unit 2	12-03-2026 04:18	12-03-2026 06:05	01:47:00	Tripping details not furnished
4	Lower Subansiri Unit 2	19-03-2026 05:01	19-03-2026 06:49	01:48:00	Under voltage and over current
5	Lower Subansiri Unit 2	22-03-2026 01:31	22-03-2026 04:25	02:54:00	Shaft Seal pressure too low
6	Lower Subansiri Unit 2	22-03-2026 06:18	22-03-2026 06:50	00:32:00	Shaft seal pressure low
7	Lower Subansiri Unit 2	28-03-2026 14:24	28-03-2026 16:40	02:16:00	malfunctioning of Governor Deluge valve

Further, the repeated tripping of Lower Subansiri Unit-2 during December 2025 and January 2026 was also deliberated in the 87th PCC meeting held on 19th January 2026.

Additionally, NERLDC has raised concerns regarding the frequent tripping of Unit-I and Unit-II, which were communicated to NHPC vide letter No. NERLDC/SO/2025-26/14/9034 dated 31st March 2026.

Hence, NHPC is requested to take all necessary measure so as to arrest repeated tripping of Lower Subansiri Units and share FIR/DR/EL reports for all tripping events in Tripping Monitoring Portal for detailed analysis.

NHPC may explain the reason for the frequent tripping of units and non-submission of respective FIR/DR/EL reports.

2.3. Correction of CVT Voltage Discrepancy at Panyor (Ranganadi) substation - NERLDC

It has been observed that discrepancies are being encountered in the phase voltage measurements reported at NERLDC for Panyor (Ranganadi). A variation of approximately 6–7 kV between phases has been observed in the following elements:

- 400 kV Panyor (Ranganadi) – BNC Line-1

- 400 kV Panyor (Ranganadi) – BNC Line-2
- 400 kV Bus-2

Further, with the assistance of Panyor (Ranganadi), the secondary voltages of CVTs for each element were measured and are tabulated below:

Element Name	R-Phase Voltage	Y-Phase Voltage	B-Phase Voltage
400 kV Bus-1	63.1 V	63.5 V	63.2 V
400 kV Bus-2	63.7 V	63.5 V	62.7 V
400 kV Panyor(Ranganadi) – BNC line 1	63.7 V	62.5 V	63.1 V
400 kV Panyor(Ranganadi) – BNC line 2	63.5 V	64.3 V	63.6 V

Observations:

- The Y-phase voltage of 400 kV Panyor (Ranganadi) – BNC Line-1 and Line-2 shows significant deviation compared to R and B phases.
- The B-phase voltage of 400 kV Bus-2 also shows noticeable deviation when compared with R and Y phases.
- A consistent voltage difference leading to confusion in real-time operational decision-making, particularly during reactor switching.

In view of the above, Panyor (Ranganadi) is requested to carry out necessary testing and calibration of CVTs to ensure the accuracy and reliability of SCADA and PMU measurements, and to eliminate phase-wise discrepancies in voltage reporting.

NEEPCO may update.

2.4. Renovation & Modernization for Life Extension of Loktak Power Station - NHPC

As per Part B, Sl. No. 2.22 of the Minutes of the 236th OCCM, it is to confirm that Renovation & Modernization for Life Extension of Loktak Power Station will commence from November 2026.

During the period of complete shutdown of power station, i.e from Nov'26 to Apr'27, 132 kV Loktak Switchyard shall also be under renovation works due to which power transfer through switchyard shall not be possible. Hence, alternate arrangement of power transfer from the four 132 kV transmission lines emanating from Loktak Switchyard is to be ensured by respective agencies.

As Rengpang area of Manipur is presently radially fed from Loktak, Manipur was directed in the 31st TCC & NERPC meeting to expedite the route diversion feasibility study for the 132kV Jiribam-Rengpang line. Manipur was advised to resolve the RoW bottlenecks at the earliest and complete the restoration work before shutdown of Loktak HEP

Manipur may update about the progress of the restoration work of the 132kV Jiribam-Rengpang line.

2.5. Bay Upgradation at Loktak HEP by PGCIL - NHPC

The bay upgradation works of 132 kV Loktak–Jiribam (PG) line and 132 kV Loktak–Imphal (PG) at Loktak end by PGCIL needs to be completed before the monsoon so that frequent backing down of generation at Loktak due to bay/line constraints is avoided during the monsoon.

PGCIL may update regarding the status of bay upgradation work.

2.6. Operational Planning and Resource Adequacy for May 2026 - NERLDC

The Operational Planning and Resource Adequacy assessment for May 2026 is attached for review and comments.

- All utilities are requested to review the assessment and provide any necessary inputs or observations.
- Kindly share your feedback at the earliest to ensure comprehensive planning.

As intimated OTPC vide the letter dated 08.04.2026(copy attached), OTPC module-2 which is already under forced outage is expected to be restored by July 2026. Accordingly, all constituents are requested to take note of the same and plan their resources accordingly.

NERLDC may present the RA assessment for the month of May'26.

2.7. Regarding non-submission of Demand forecast and Resource Adequacy (RA) data as per IEGC 2023 – NERLDC

IEGC 2023 mandated that each SLDC and such other entities (like bulk consumers) which are directly connected to ISTS will carry out the demand estimation for both active and reactive power (as per clause 31.2(a), 31.2(b), 31.2(f)) along with the generation capacity availability (as per clause 31.4(b)) for meeting the projected demand and submit the same to respective RLDC for regional level forecast by method of aggregation, each RLDC would further furnish the regional level as well as state level forecast data to NLDC for computation for all India level demand and generation estimation (as per clause 31.2(g)).

The timeline for submitting these data to RLDC/NLDC would be as given in Table-I (as per IEGC clause 31.2(h)).

Table-I: Timeline for Demand Estimation

Daily demand estimation	10:00 hours of previous day
Weekly demand estimation (Monday to Sunday)	First working day of previous week
Monthly demand estimation	Fifth day of previous month
Yearly demand estimation	30th September of the previous year

The status of submission of Demand estimation and RA data for the month of March 2026 is shown in the table below:

	Day-Ahead Demand Forecast	Week Ahead Demand Forecast (March 2026)					Month Ahead Demand Forecast		Year Ahead Demand Forecast for 2026-27
		Week 1	Week 2	Week 3	Week 4	Week 5	Mar-26	Apr-26	
Arunachal Pradesh									
Assam									
Manipur									
Meghalaya									
Mizoram									
Nagaland									
Tripura									

Not in prescribed format	Data not submitted	Data Submitted	Irregular
--------------------------	--------------------	----------------	-----------

To facilitate effective operational planning, forecast and Resource adequacy data is essential. Hence, all SLDCs are requested to submit the required forecast data as per formats mentioned in NER operating Procedure 2025 and IEGC timeline mentioned above regularly.

Further as per the Report of honourable Member (Technical), CERC in order on Suo-motu petition No. 09/SM/2024, the issues of non-submission of resource adequacy data including demand estimation and generation data by the states to be deliberated.

Arunachal, Manipur, Mizoram and Tripura may explain for non-submission of Demand estimation and RA data.

2.8. Outage planning-NERPC

Outage Planning of Generation/Transmission elements

As per the Outage planning procedure of NER the planned outages approved in the OCC forum has to be reconfirmed by the availing utilities on 10:00hrs. of D-4 to 12:00 hrs. of D-3) to NERLDC in order to either avail the approved shutdown or cancel it.

If an outage is to be availed on say 10th of the month, the shutdown availing agency would reconfirm to NERLDC between 10 hrs. of 6th of the month to 1200 hrs. of 7th of the month. This practice is necessary to ensure optimal capacity utilization and the time required for associated system study/coordination by/amongst RLDC/NLDC.

Utilities have submitted the shutdown proposals for the month of May 2026 for discussion in OCC shutdown discussion meeting.

The SD Meeting for deliberating the Shutdowns proposals is scheduled on **17.04.2026 through** online mode.

NERLDC may present the shutdowns that needed further discussion in the forum.

2.9. Significant Increase in Post-OCC Category (PNOCC) / D-3 Shutdowns - NERLDC

As per the approved outage procedure for Post OCC Category (PNOCC), it is clearly mentioned that under exceptional cases such as construction activities or urgent nature of works, outage shall be proposed by the indenting agency through outage portal on D-3 basis (by 1200 hrs) and NERLDC shall take decision appropriately in consultation/under intimation to NERPC/SLDCs

However, it has been observed that the number of D-3 shutdowns under PNOCC category has increased significantly during the last two months. During March 2026, total 76 nos. D-3 shutdowns were taken, and during April 2026 (till date), already 40 nos. D-3 shutdowns have been availed.

Such frequent D-3 shutdowns are creating difficulties in effective outage planning and smooth coordination of OCC-approved shutdowns, besides raising concerns related to grid safety, security, and reliability.

It is requested to ensure that PNOCC/D-3 shutdowns are proposed only under genuine exceptional conditions with proper planning, thereby maintaining grid safety, security, and reliable system operation.

Forum may deliberate.

2.10. Submission of DPR for "Implementation and Installation of XDR solution for Endpoint, Server, and Firewall Integration and Microsoft Active Directory Service" of APGCL for funding from PSDF - APGCL

APGCL has submitted the DPR for implementation and installation of XDR solution for Endpoint, server, and firewall integration and Microsoft Active Directory Service in Assam Power Generation Corporation Ltd.

The objective of the project shall enhance cybersecurity posture of APGCL and fulfill requisite compliance as per CEA (cybersecurity in power sector) guidelines, 2021.

Total estimated cost of the project is 2.34 Cr.

APGCL has submitted the DPR for evaluation and has requested sanction of grant under PSDF.

Forum may deliberate.

2.11. Proposal for enhancement in GNA quantum of Tripura – Tripura

The present value of GNA in the State of Tripura is 311 MW, which has been in force since the implementation of GNA.

Over the years, self-generation within Tripura has reduced significantly, necessitating import of power from Grid to facilitate growing demand meet the eventuality as well as cross border power transfer to Bangladesh. The existing Bangladesh Cross border power transfer Agreement is scheduled to expire on 16th March, 2026, and the process for its extension is presently under consideration with MoP and CEA.

In the event of extension of the Agreement, the existing GNA of 311MW is likely to become inadequate to meet the enhanced operational requirements.

Accordingly, it is proposed that the GNA quantum may be increased from 311MW to about 360 MW. Necessary action shall be carried out in due course of time by TSECL.

During 235th OCCM, NERPC advised Tripura to apply to CTU for additional GNA in line the CERC GNA regulations and amendments.

NERLDC informed that as per the present network configuration, the Available Transfer Capability (ATC) of the Tripura power system is limited to

314 MW. Therefore, while the existing GNA is 311 MW, the proposed enhancement to about 360 MW would exceed the current ATC limit. For increasing the GNA quantum, the ATC margin must be enhanced. Accordingly, network strengthening in Tripura is required prior to implementation of the proposed GNA increase.

The Forum advised Tripura to expedite the ongoing transmission strengthening works to facilitate enhancement of ATC and the proposed increase in GNA

Tripura may update the status.

2.12. Automatic Demand Management System (ADMS) Healthiness Status in NER Grid-NERPC

The healthiness of the ADMS was discussed in the 234th OCCM, wherein the states of Manipur and Nagaland apprised the forum that the ADMS was non-functional due to the absence of an AMC. Subsequently, in the 236th OCCM, it was decided to take up the matter with M/s Orbit, the system implementer for all NER states.

M/s Orbit, vide email dated 06.04.2026, informed that the ADMS across all seven NER states remained 100% operational and fully functional during the entire warranty and mandatory three-year contractual support period. However, post completion of this support period, AMC has not yet been operationalized in Tripura, Manipur, and Nagaland.

As a result, presently there is no visibility on the system health and operational status in these states, which may pose risks to grid discipline, system reliability, and optimal utilization of PSDF-funded infrastructure.

Orbit Techsol, being the original system implementer, has expressed its readiness to undertake AMC for Tripura, Manipur, and Nagaland to restore and ensure optimal system performance.

In view of the above, the States of Tripura, Manipur, and Nagaland are advised to initiate the ADMS AMC at the earliest under the agreed NERPC framework

The concerned states are requested to update the progress on the initiation of the ADMS AMC

2.13. Review of LGBR for the period of April'26-June'26

The LGBR for FY 2026–27 has been finalized, taking into account the outages proposed for the upcoming financial year, in consultation with CEA. The LGBR for the period April 2026 to June 2026 is enclosed at **Annexure 2.13** for review.

Utilities and States are requested to review the LGBR and furnish their comments with respect to the following:

1. Any changes in the scheduled outages of generating units.
2. Updates, if any, in the forecasted demand (in terms of MU and Peak MW) for the period.
3. In case any deficit is anticipated during the period, details of bilateral arrangements, if any, may be provided.
4. Action plan to mitigate any anticipated shortages during the period, if any.

All states and concerned utilities may update.

2.14. Review of Grid Discipline and RTM Market Participation during Low Frequency Conditions (March–April 2026)-NERLDC

During the month of March 2026 and early April 2026, several instances of low system frequency (below 49.6 Hz) were observed in the grid, with frequency dipping to as low as 49.420 Hz, indicating an alarming and stressed system condition. Such low frequency conditions reflect a significant demand-supply imbalance and pose serious risks to grid stability

and security. Despite these stressed conditions, instances of continued overdrawal by states and inadequate real-time corrective measures have been observed, which further aggravate the situation and may lead to grid disturbances if not addressed urgently. The event wise deviation (as per SCADA telemetry) and RTM market participation data is shown in the table below:

Event	Date & Time	Frequency	State	Deviation (+ve OD/-ve UD) in MW	RTM participation (+ve veSale) in MW	Buy/-	Remarks
1	03-03-2026 at 18:52 hrs	49.420	Arunachal Pradesh	-4	-77		NA
			Assam	180	-514		Deviation persisted
			Manipur	-6	-11		NA
			Meghalaya	-16	-1		NA
			Mizoram	-8	0		NA
			Nagaland	5	3		Deviation persisted
			Tripura	28	37		Deviation persisted
2	12-03-2026 at 06:24 hrs	49.562	Arunachal Pradesh	22	3		Deviation persisted
			Assam	-150	-230		NA
			Manipur	32	5		Deviation persisted
			Meghalaya	22	4		Drawal reduced
			Mizoram	19	0		Drawal reduced
			Nagaland	1	4		NA

Event	Date & Time	Frequency	State	Deviation (+ve OD/-ve UD) in MW	RTM participation (+ve veSale) in MW	Buy/-	Remarks
			Tripura	48	12		Deviation persisted
3	12-03-2026 at 18:49 hrs	49.501	Arunachal Pradesh	-8	-47		NA
			Assam	35	-480		Deviation persisted
			Manipur	-22	-22		NA
			Meghalaya	-9	-6		NA
			Mizoram	-3	0		NA
			Nagaland	-2	1		NA
			Tripura	39	20		Deviation persisted
4	21-03-2026 at 15:10 hrs	49.523	Arunachal Pradesh	1	-22		NA
			Assam	-53	-101		NA
			Manipur	-13	-5		NA
			Meghalaya	2	77		NA
			Mizoram	-16	0		NA
			Nagaland	-3	29		NA
			Tripura	0	0		NA
5	30-03-2026 at 08:37 hrs	49.533	Arunachal Pradesh	-11	-10		NA
			Assam	72	-312		Deviation persisted
			Manipur	10	67		Deviation persisted

Event	Date & Time	Frequency	State	Deviation (+ve OD/-ve UD) in MW	RTM participation (+ve veSale) in MW	Buy/-	Remarks
			Meghalaya	-9	1		NA
			Mizoram	-4	0		NA
			Nagaland	-8	3		NA
			Tripura	29	0		Deviation persisted
6	01-04-2026 at 15:26 hrs	49.556	Arunachal Pradesh	-1	-17		NA
			Assam	21	-251		Deviation persisted
			Manipur	5	10		Deviation persisted
			Meghalaya	-6	40		NA
			Mizoram	-22	0		NA
			Nagaland	-7	0		NA
			Tripura	22	76		Deviation persisted
7	03-04-2026 at 10:19 hrs	49.454	Arunachal Pradesh	-10	9		NA
			Assam	-52	18		NA
			Manipur	0	55		NA
			Meghalaya	1	26		NA
			Mizoram	-25	0		NA
			Nagaland	0	4		NA
			Tripura	11	43		Deviation persisted

The deviation of states vs frequency and its market participation during the low frequency periods of the above critical days is attached in **Annexure-2.14**.

The above table and plots in Annexure-1 indicate that there were persistent overdrawal during the low frequency periods which is a matter of concern. It has also been observed that in most cases, no immediate corrective action was taken by the states, except limited instances of drawl reduction.

In view of the above, all States are advised to ensure strict compliance with grid discipline, especially during low frequency conditions, and avoid overdrawal under any circumstances. States shall undertake proactive planning of market participation, to minimize imbalances and avoid adverse grid impact.

Further, instance of sustained high frequency is being observed particularly during solar hours. A few instances of high frequency are tabulated below:

	Date & Time	Maximum Frequency (Hz)
1	20-03-2026 at 13:19 hrs	50.37
2	21-03-2026 at 13:01 hrs	50.50
3	27-03-2026 at 13:00 hrs	50.45

Accordingly, all constituents are requested to strictly adhere to their respective schedule and not to under-draw from the grid. Also, generators are requested not to over-injected during the high frequency.

Forum may deliberate.

2.15. Grading of median Frequency Response Performance (FRP) of each control area of NER for FY 2025-26 - NERLDC

IEGC Reg. 30(10) (q) mandates that “*NLDC, RLDCs and SLDCs shall grade the median Frequency Response Performance annually, considering at least*

10 reportable events. In case the median Frequency Response Performance is less than 0.75 as calculated as per Annexure-2, NLDC, RLDCs, SLDCs, as the case may be, after analyzing the FRP shall direct the concerned entities to take corrective action. All such cases shall be reported to the concerned RPC for its review.”

Annexure-2 of IEGC 2023 provides that “Each control area shall be graded based on median Frequency Response Performance annually (at least 10 events) as per following criteria:

TABLE C: FREQUENCY RESPONSE CRITERIA

Performance	Grading
FRP ≥ 1	Excellent
0.85 ≤ FRP < 1	Good
0.75 ≤ FRP	Average
0.5 ≤ FRP < 0.75	Below Average
FRP	Poor

*Provided that for wind/solar generating stations and state control areas with internal generation less than 100 MW or annual peak demand less than 1000 MW, the FRP grading shall be indicative only.

NERLDC has graded the median FRP of each Regional control areas for the 18 reportable events notified by NLDC in FY 2025-26.

	BGTPP	Palatana	Doyang	Kameng	Kopili	Loktak	Panyor	Pare	Subansiri Lower
Median FRP	3.13	0.83	0.11	13.58	3.65	0	0.93	0.31	0 #

Grading	Excellent	Average	Poor	Excellent	Excellent	Poor	Good	Poor	Poor#
----------------	-----------	---------	------	-----------	-----------	------	------	------	-------

Table 1: Median FRP of Generator Control Area

	Arunachal Pradesh	Assam	Manipur	Meghalaya	Mizoram	Nagaland	Tripura	NER
Median FRP	0.99 (Indicative only)	0.89	NA	1.63 (indicative only)	-0.35 (indicative only)	0.03 (indicative only)	0.55 (indicative only)	0.82
Grading	Good	Good	NA	Excellent	Poor	Poor	Below Average	Average

Table 2: Median FRP of State Control Area

Letters dated 10th April 2026 have been issued to the concerned entities, advising them to take appropriate corrective actions.

The detailed grading of median FRP for all the control areas is attached as **Annexure-2.15**. Generators and States are requested to take corrective actions to improve the FRP.

Concerned utility may update the forum in respect having median FRP grading as Poor.

2.16. Periodic Testing of Power System Elements and Submission of Simulation Model Data - NERLDC

As per IEGC 2023 As per IEGC 2023 Clause 40 (1), periodic testing of all the power system elements shall be carried out by the equipment owners for ascertaining the correctness of mathematical models used for simulation studies as well as ensuring desired performance during an event in the system.

These tests must be conducted once every five (5) years or after major retrofits by the equipment owners. The owners shall also submit a testing plan for the next year to the concerned RPC by 31st October to ensure proper coordination during testing. This matter also stands discussed in various earlier OCC meetings. In this context, all utilities are hereby requested to update and submit their periodic testing plans at the earliest via the link provided below and through email to both NERPC and NERLDC.

<https://docs.google.com/spreadsheets/d/14BlwKwh6mSM7BifMU8uuIAxHRDj1TT348KyTB3pVTx4/edit?pli=1&gid=0#gid=0>

It is noted that Pare HEP has conducted all the recommended tests in the month of February 2026; however, the report and model data are still pending from their end. In this regard, all utilities are requested to update the forum regarding their testing plans.

All utilities may update the forum regarding their testing plans.

Pare HEP (NEEPCO) may provide the status of the report.

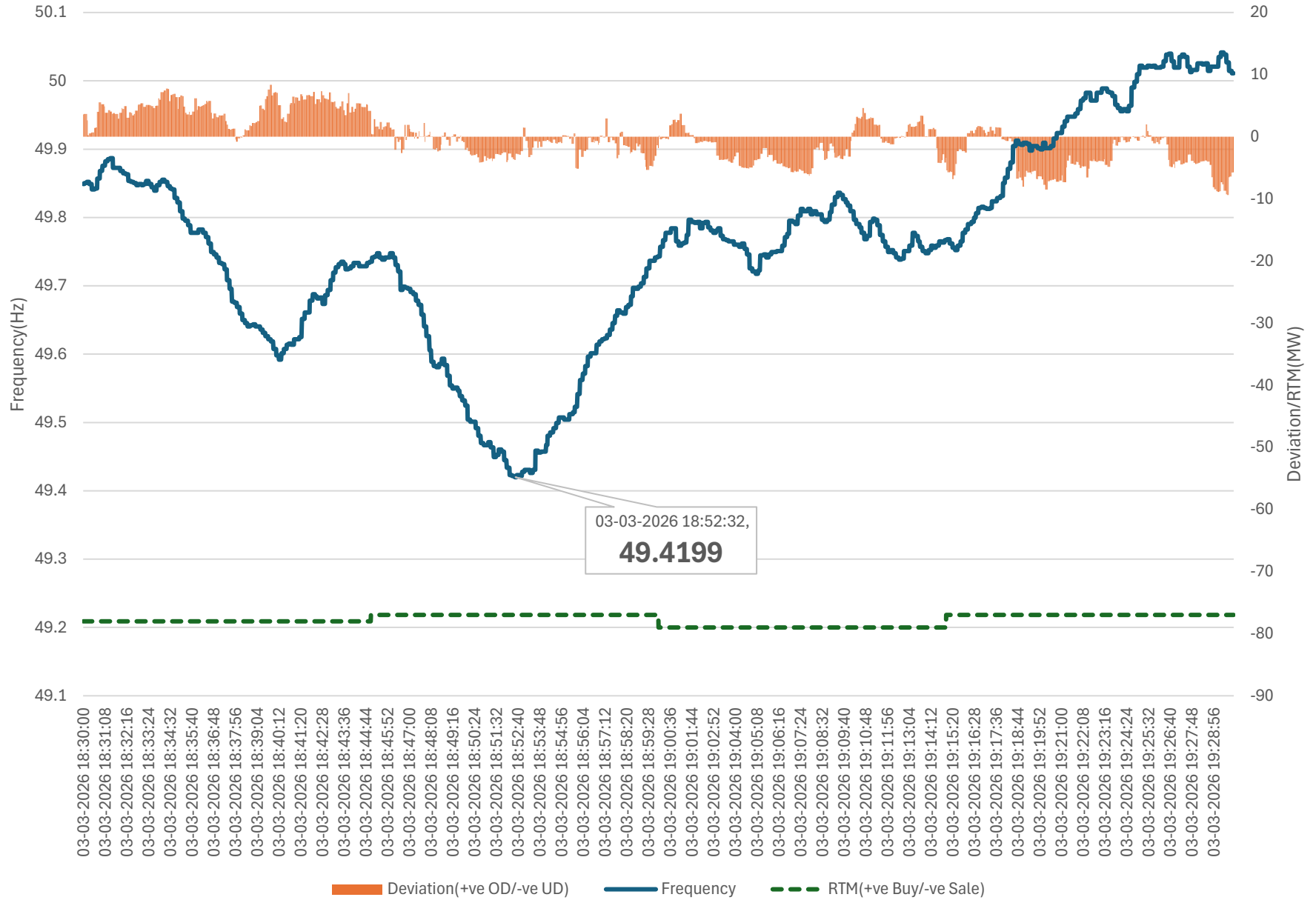
PART-C: ITEMS FOR UPDATE/FOLLOW-UP

All utilities are requested to update the status of works and indicate the tentative timeline for completion of pending activities pertaining to them, as outlined in the Action Taken Report (ATR) circulated with the minutes of the 236th OCCM.

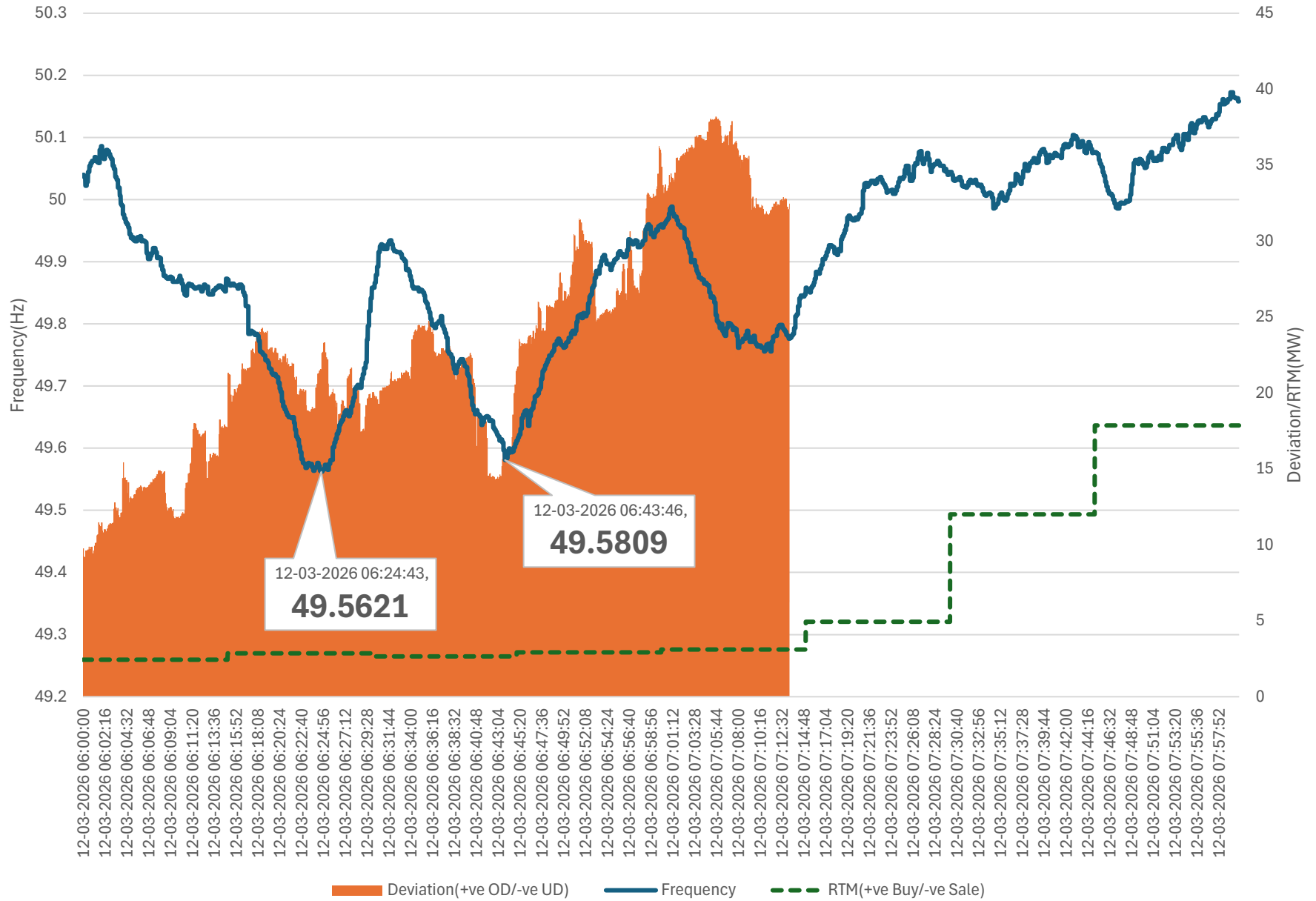
Annexure

ANNEXURE 2.14

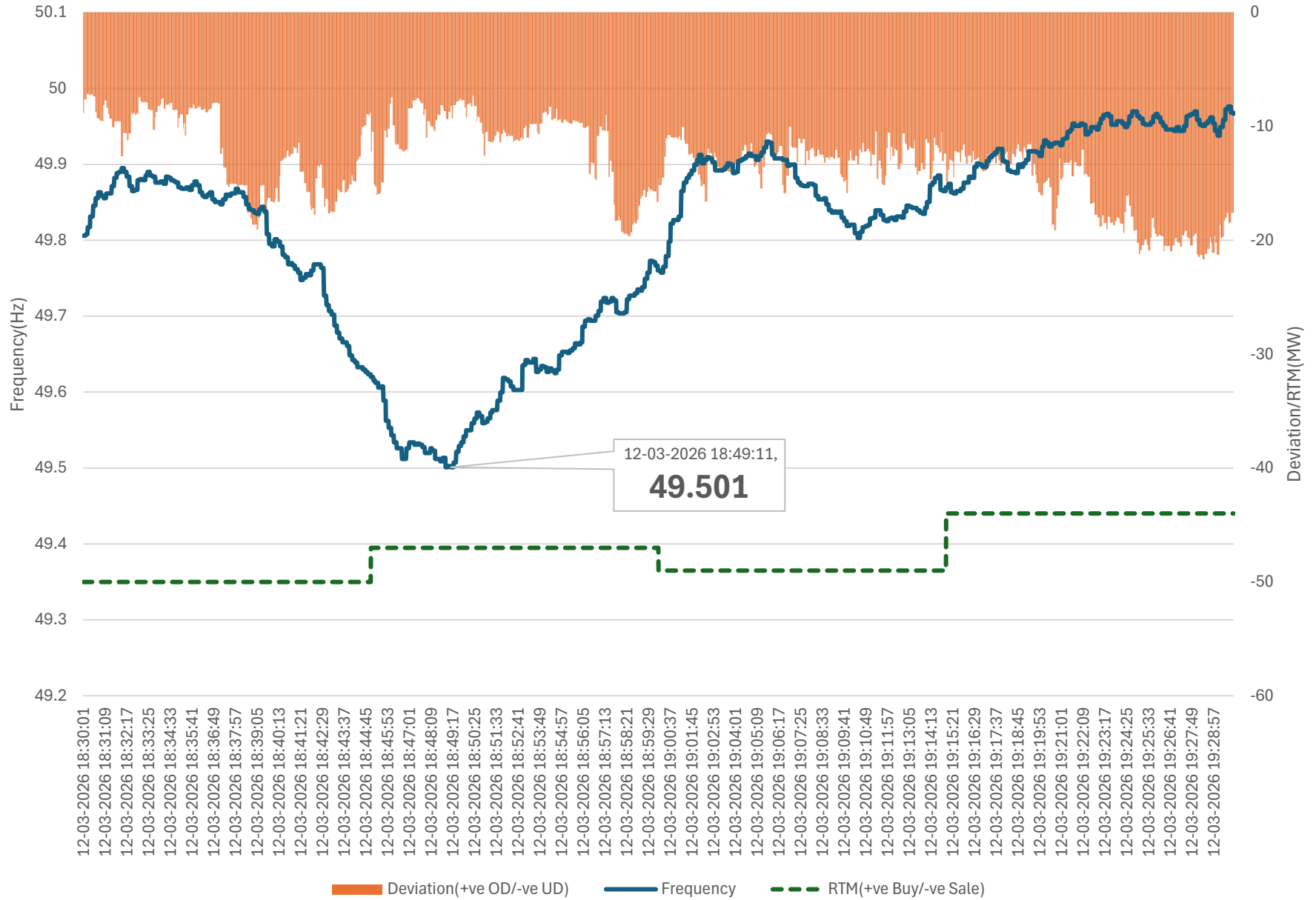
Arunachal Pradesh Frequency vs Deviation(03rd March 2026)



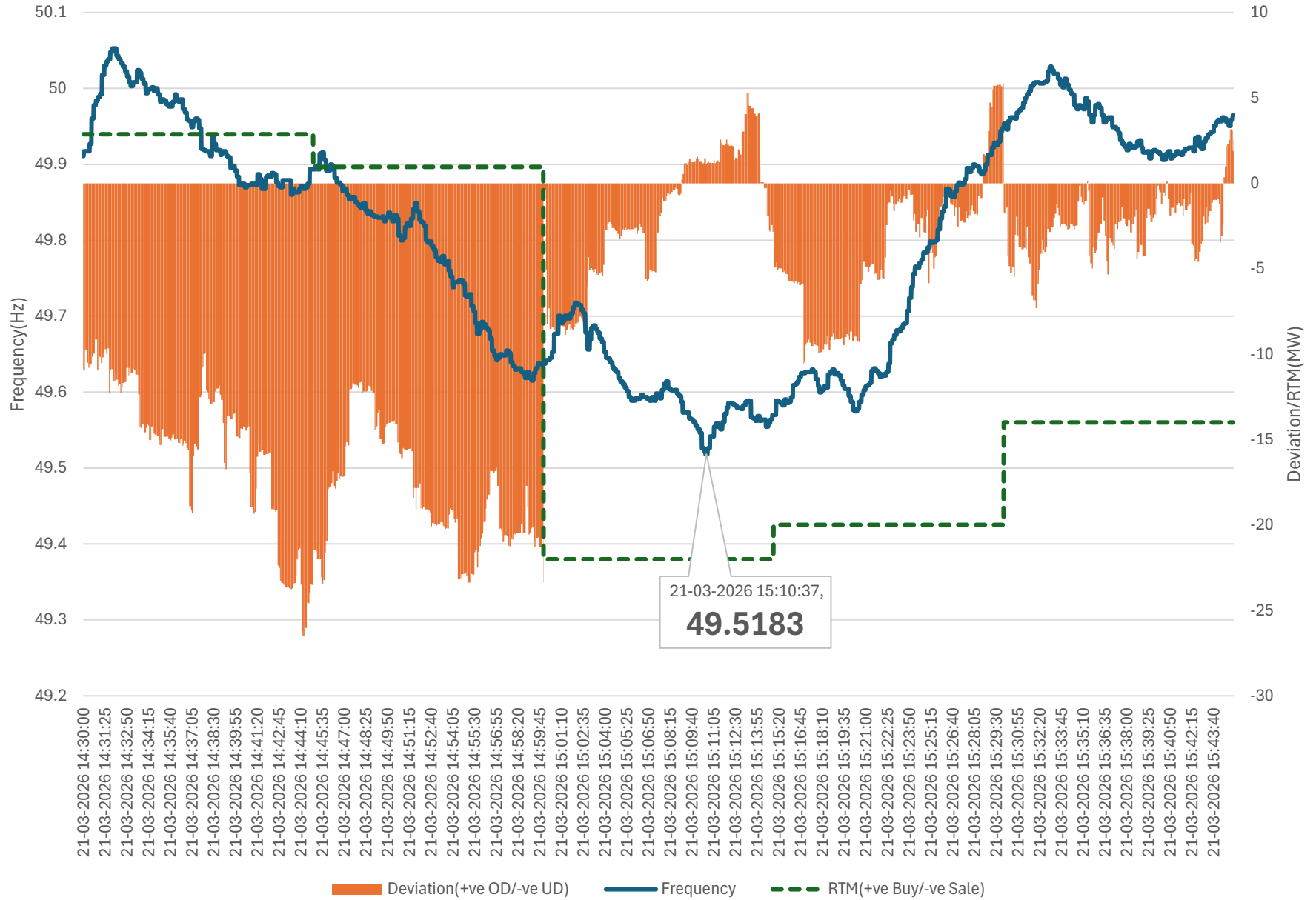
Arunachal Pradesh Frequency vs Deviation(12th March 2026)



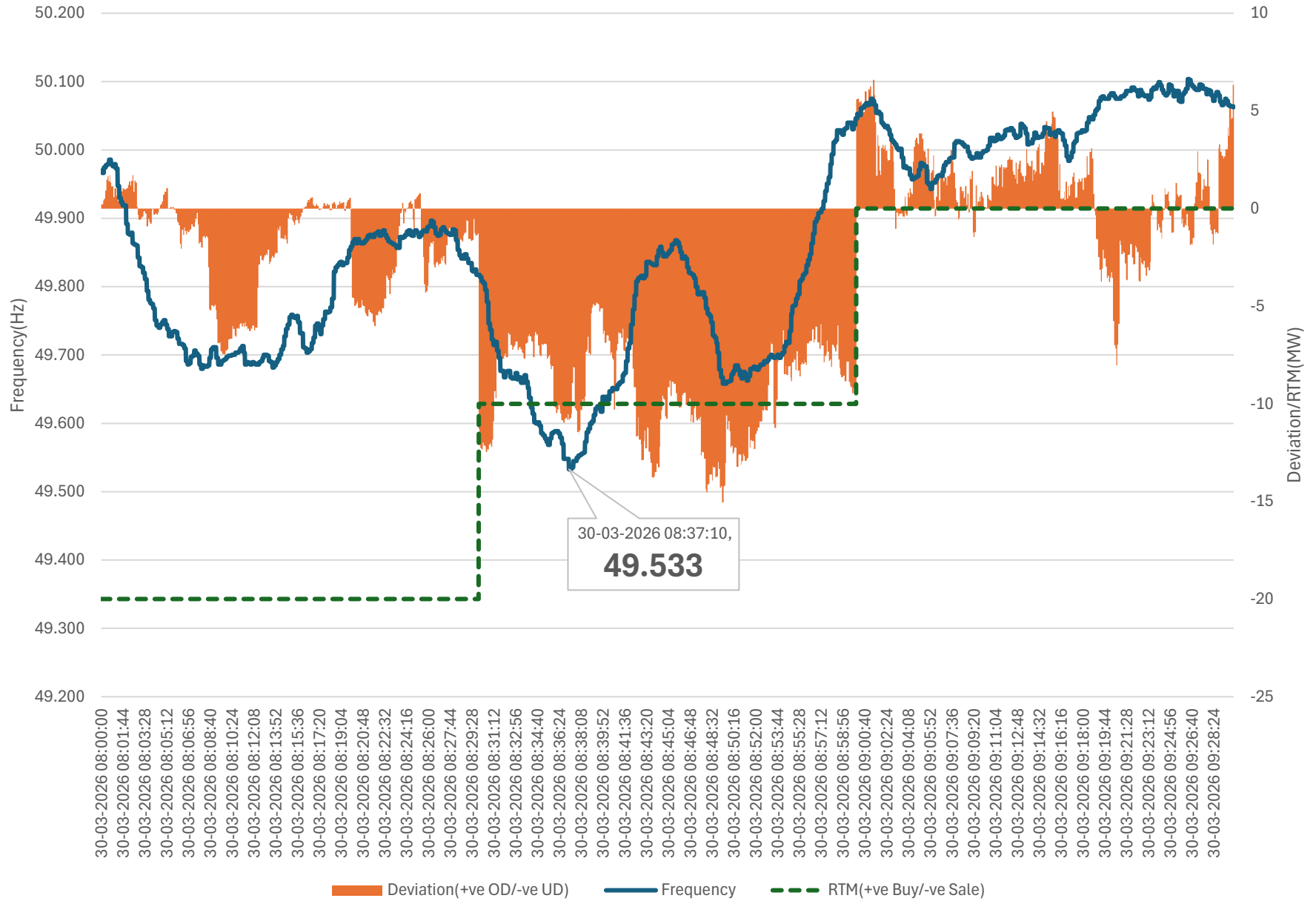
Arunachal Pradesh Frequency vs Deviation(12th March 2026)



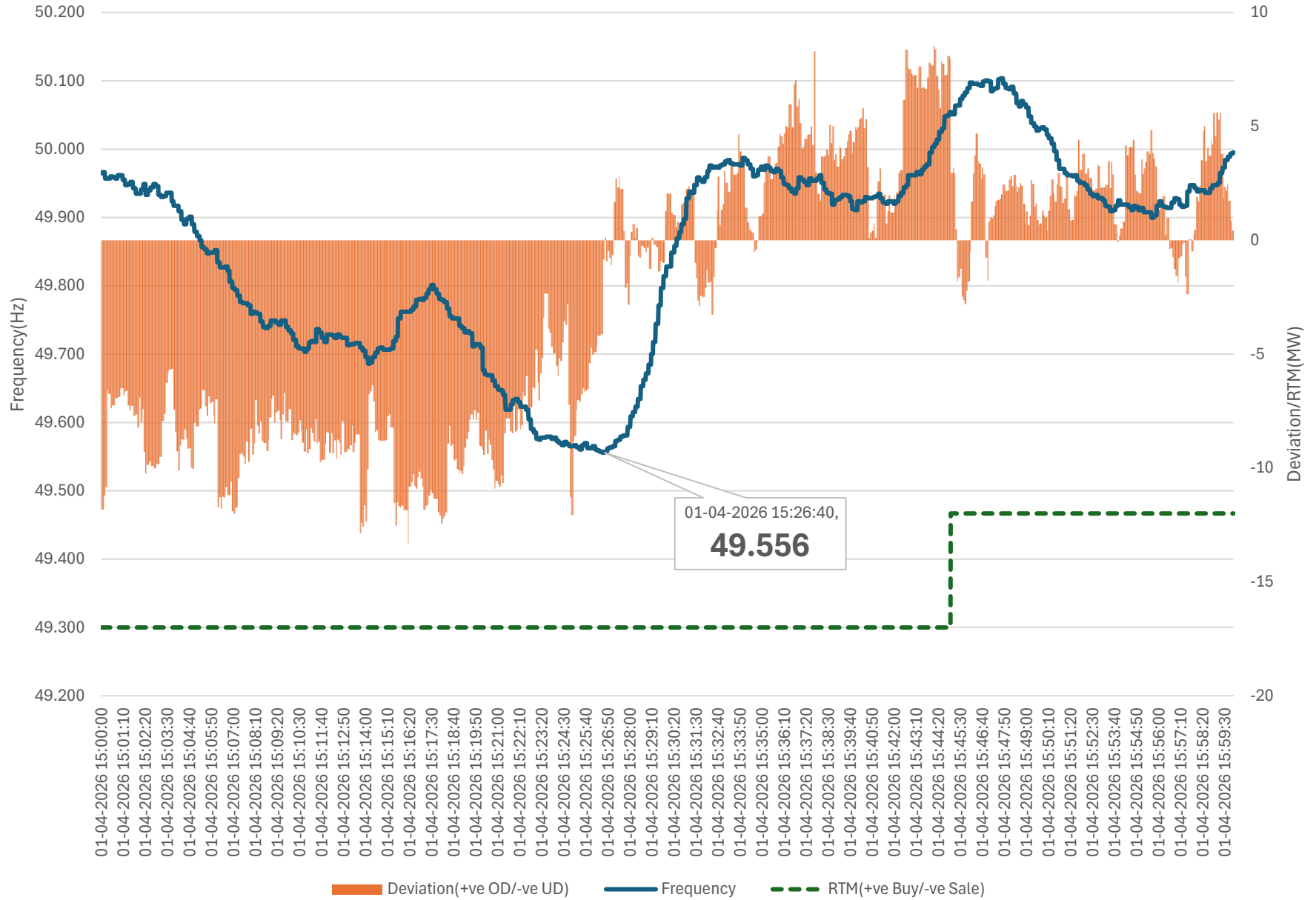
Arunachal Pradesh Frequency vs Deviation(21st March 2026)



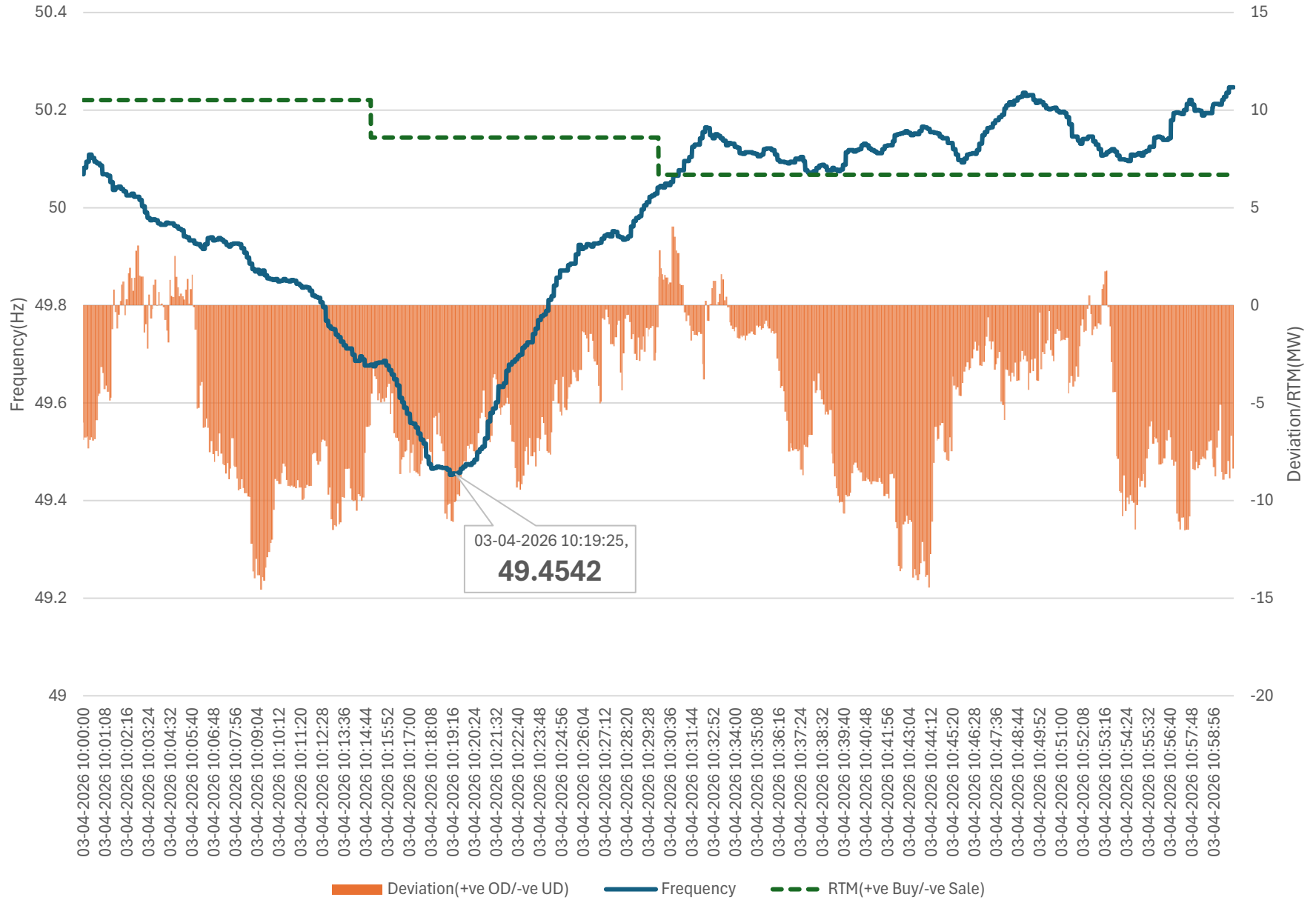
Arunachal Pradesh Frequency vs Deviation(30th March 2026)



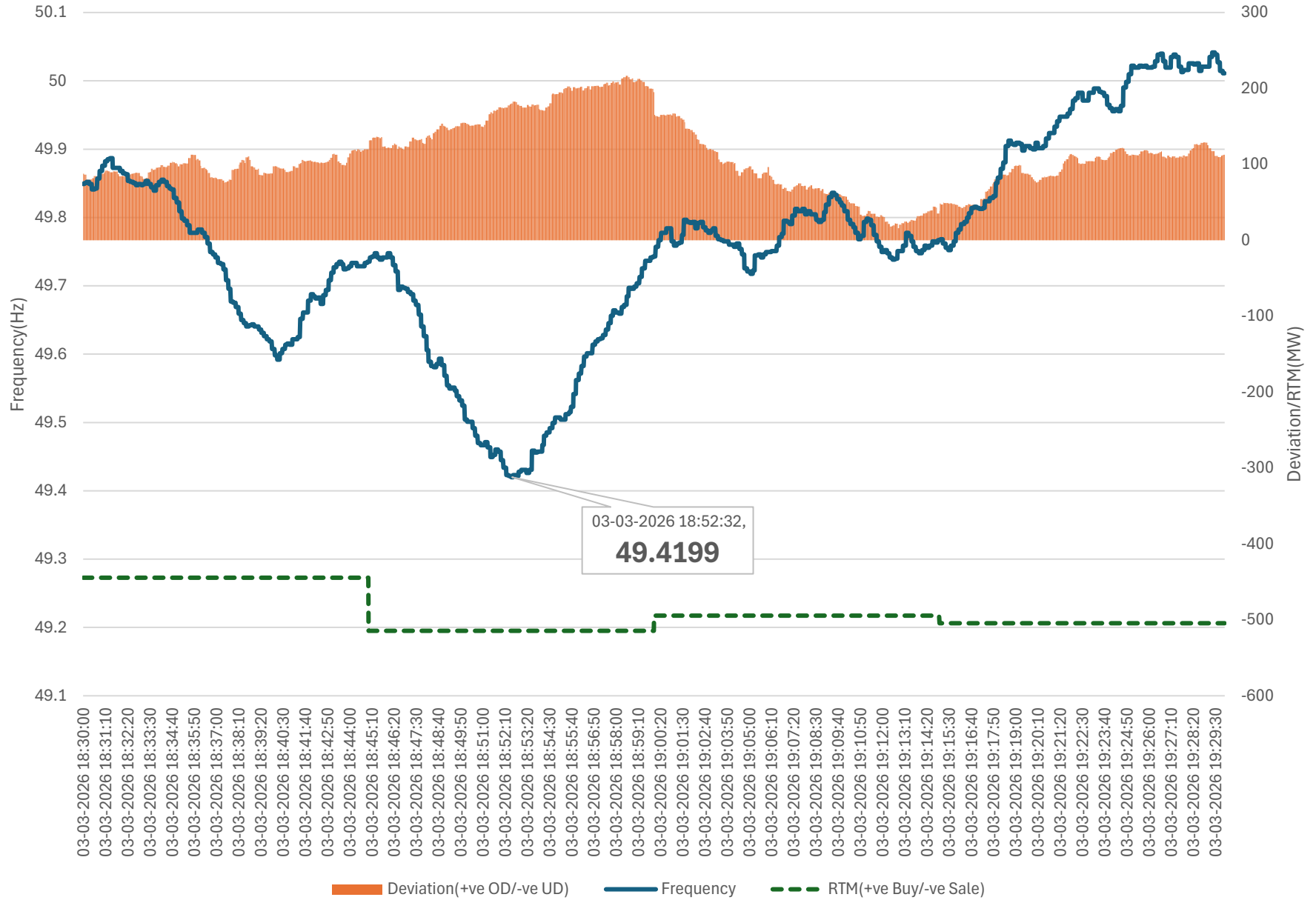
Arunachal Pradesh Frequency vs Deviation(01st April 2026)



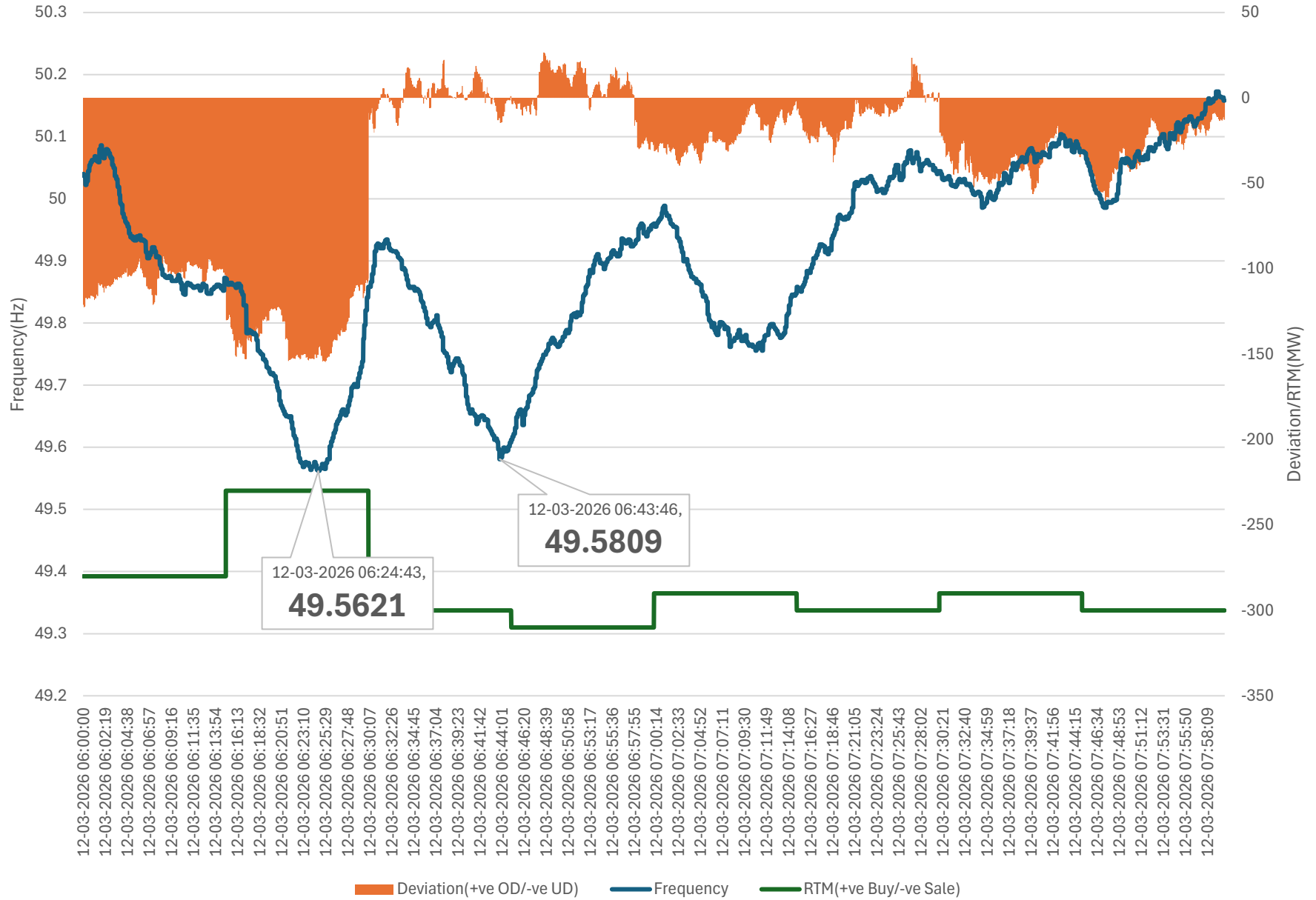
Arunachal Pradesh Frequency vs Deviation(03rd April 2026)



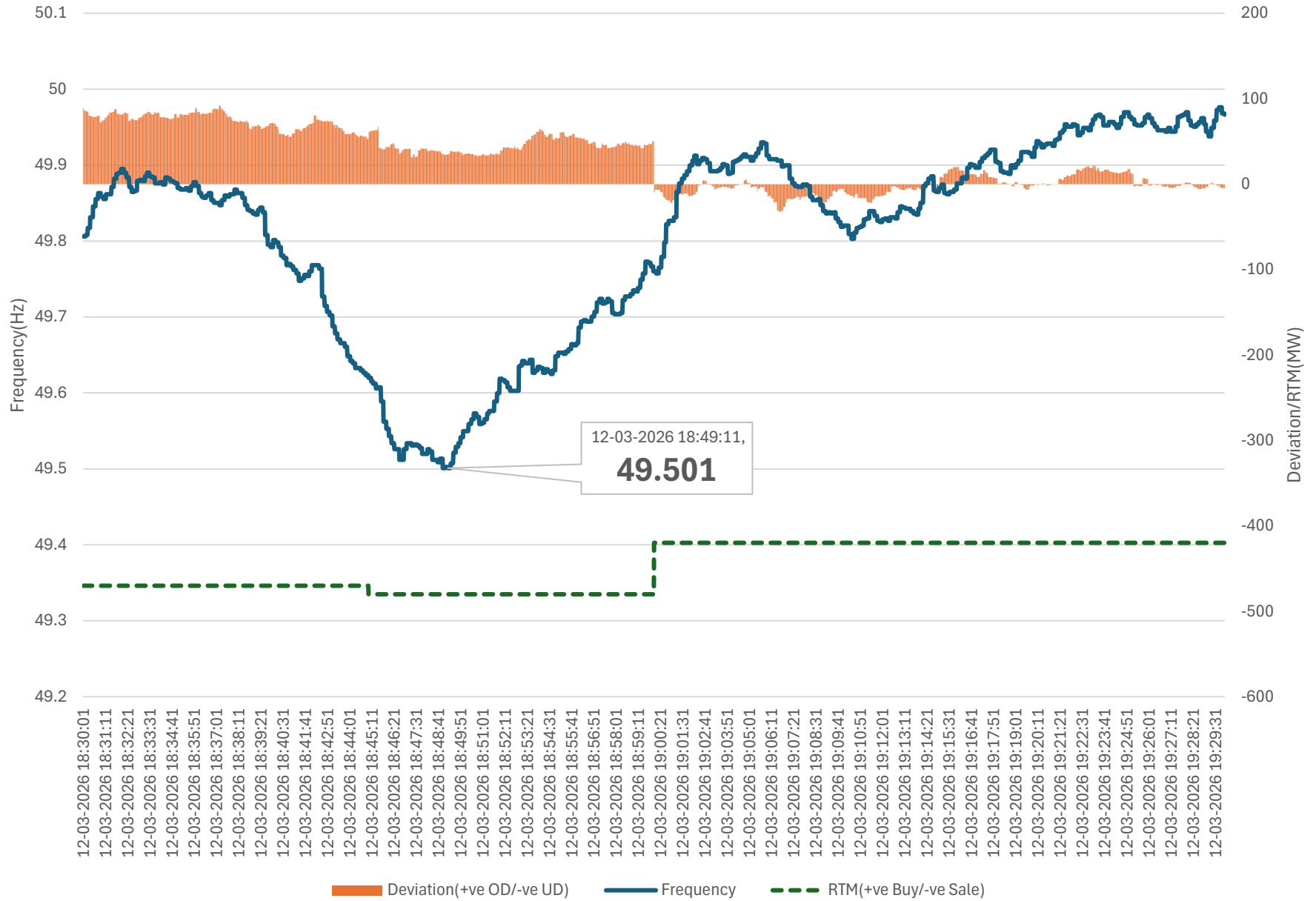
Assam Frequency vs Deviation(03rd March 2026)



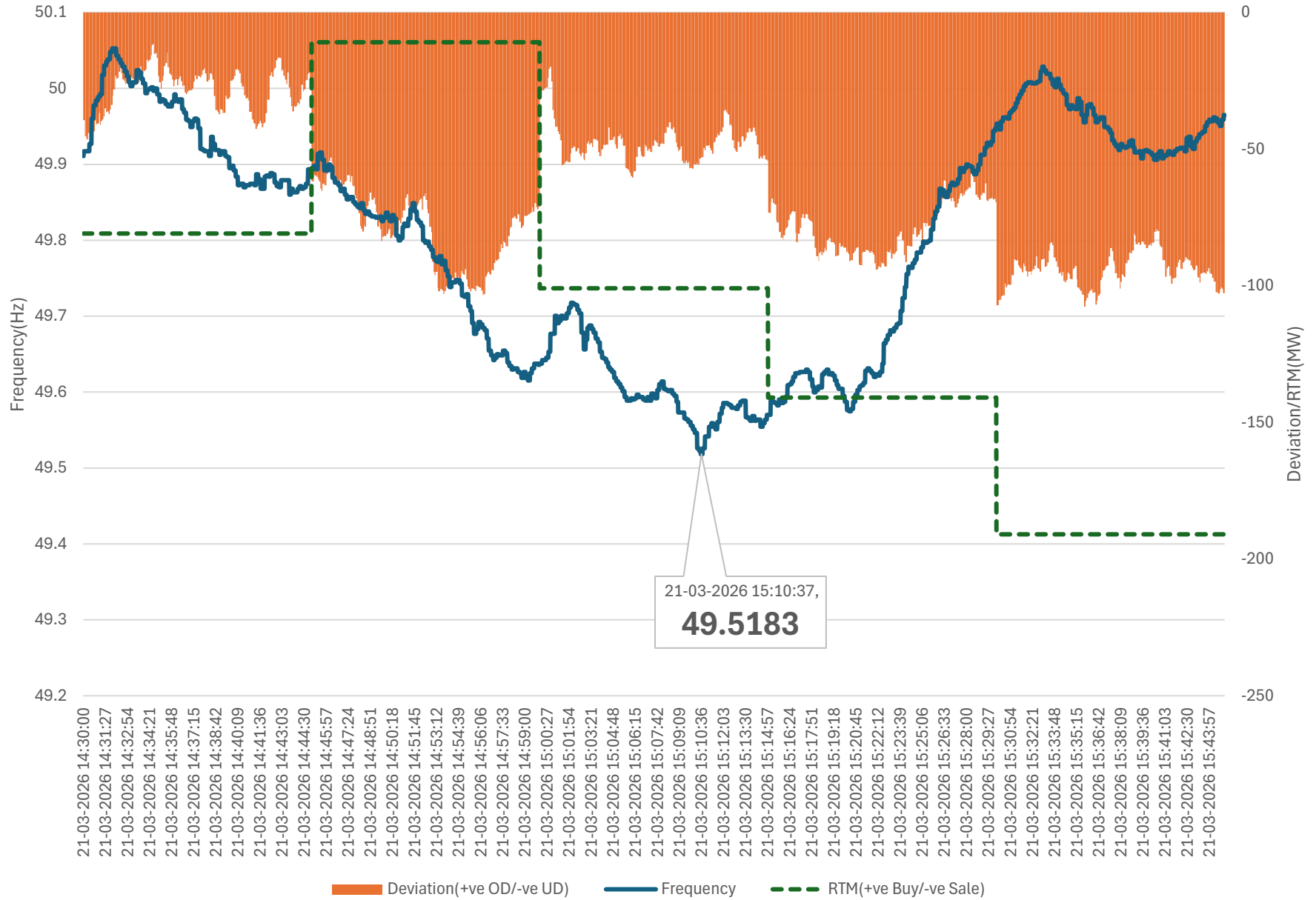
Assam Frequency vs Deviation(12th March 2026)



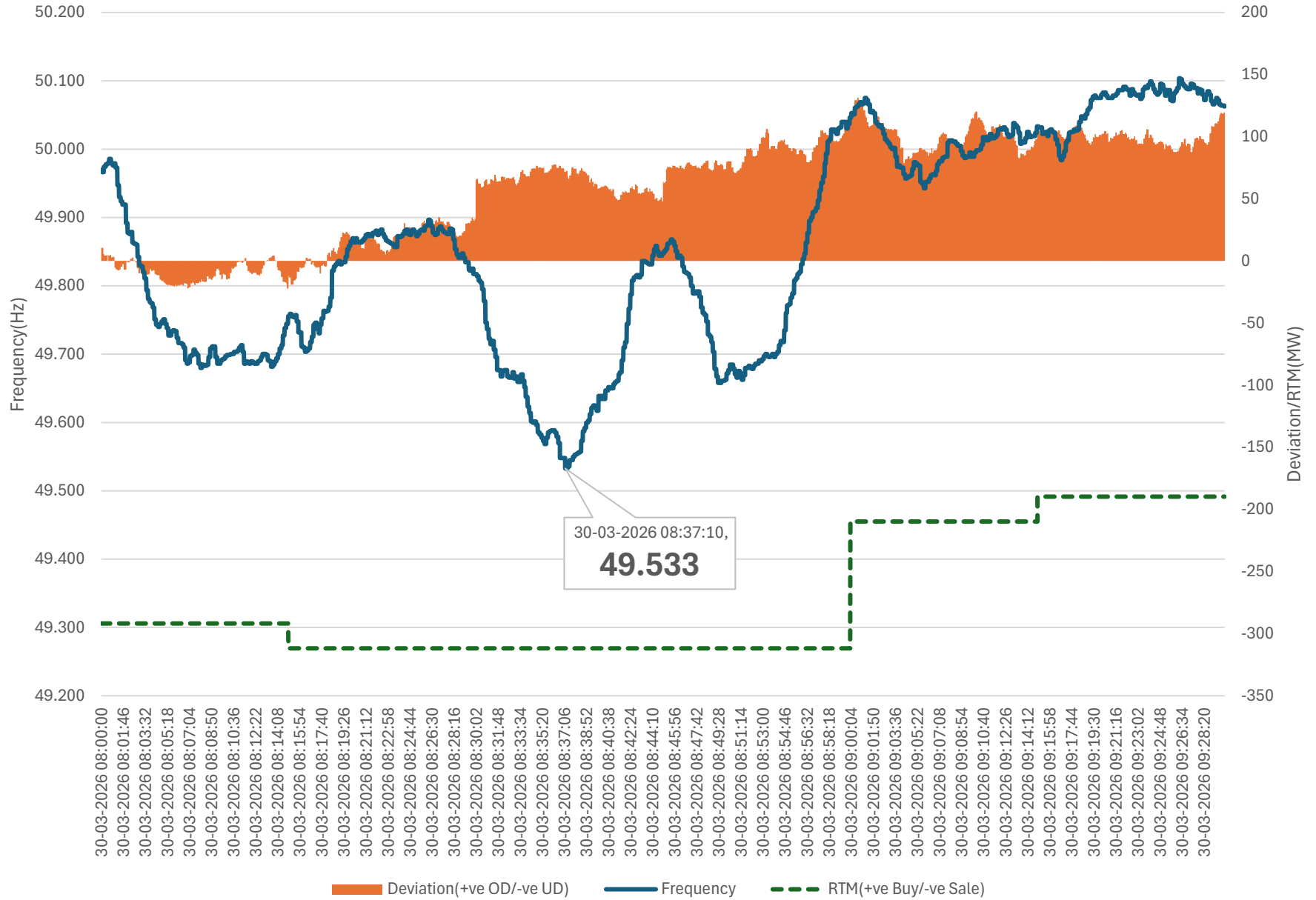
Assam Frequency vs Deviation(12th March 2026)



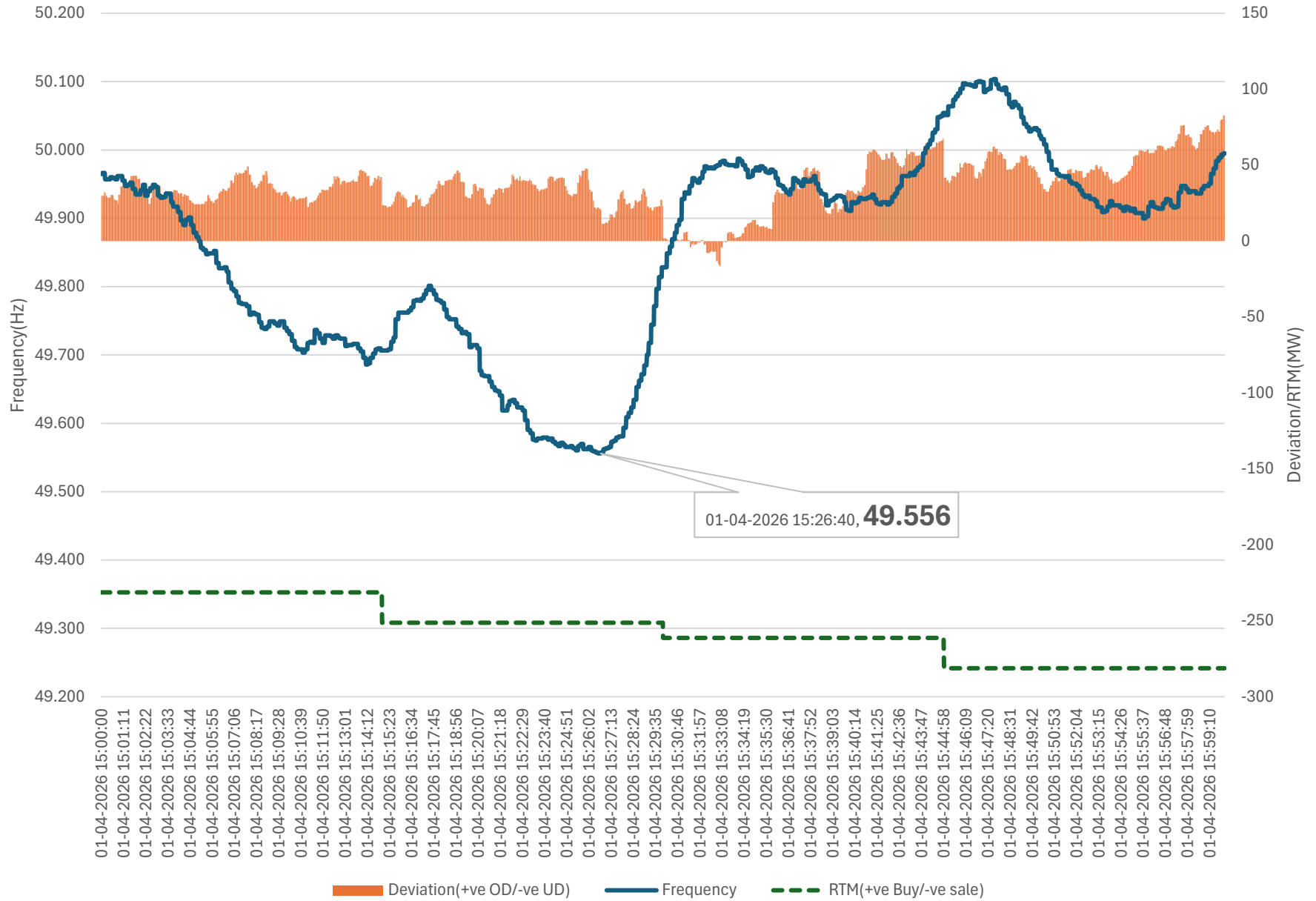
Assam Frequency vs Deviation(21st March 2026)



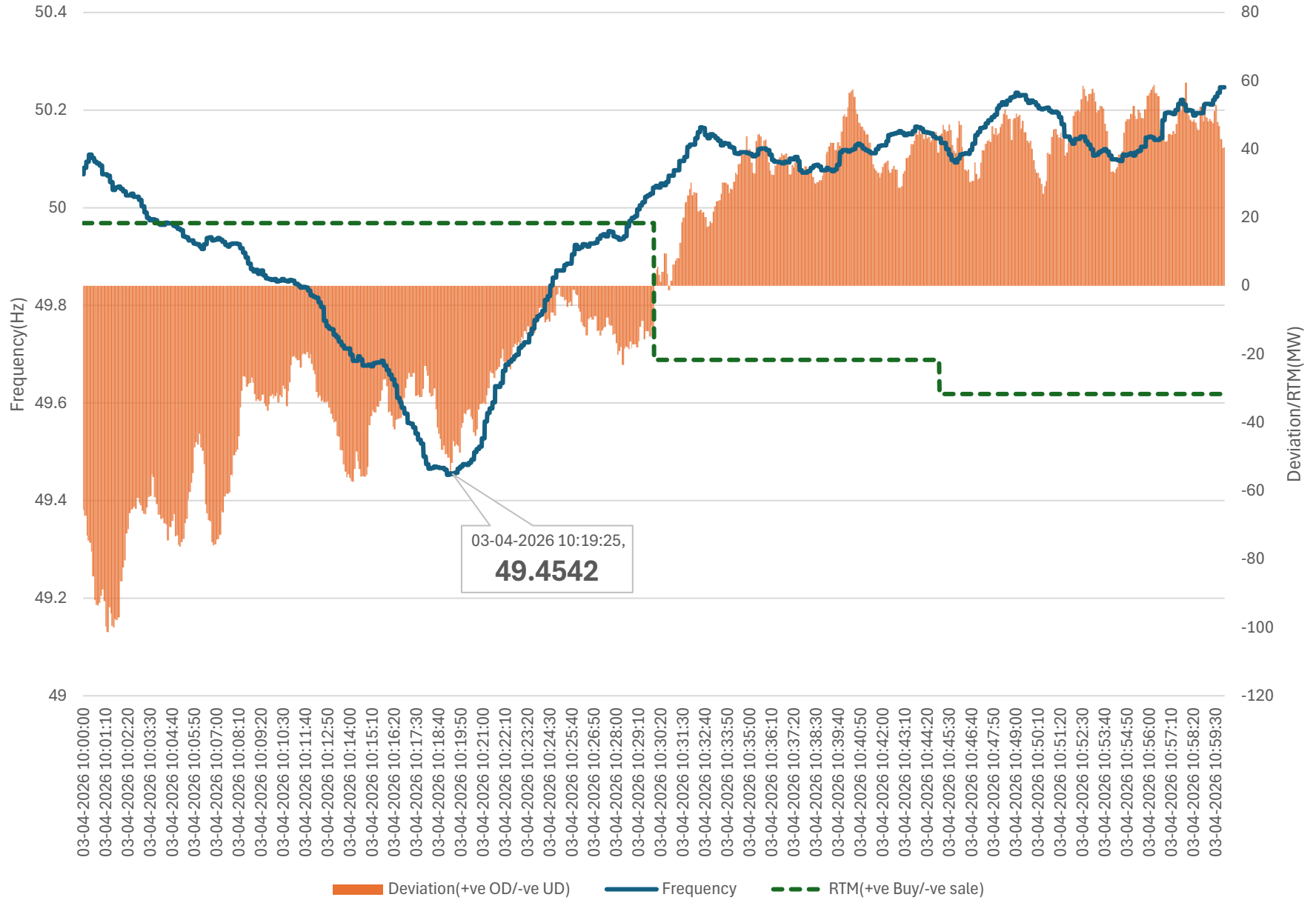
Assam Frequency vs Deviation(30th March 2026)



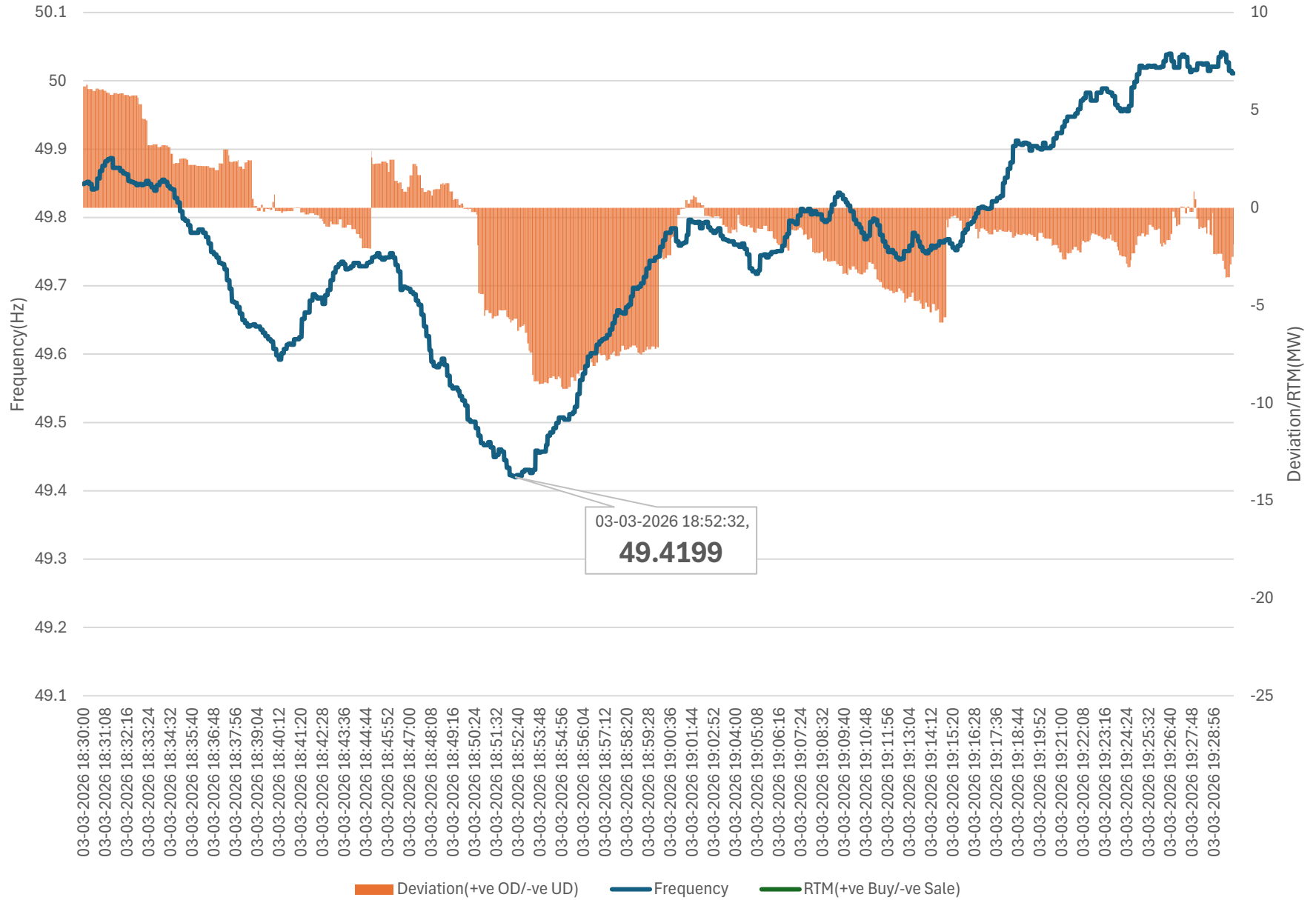
Assam Frequency vs Deviation(01st April 2026)



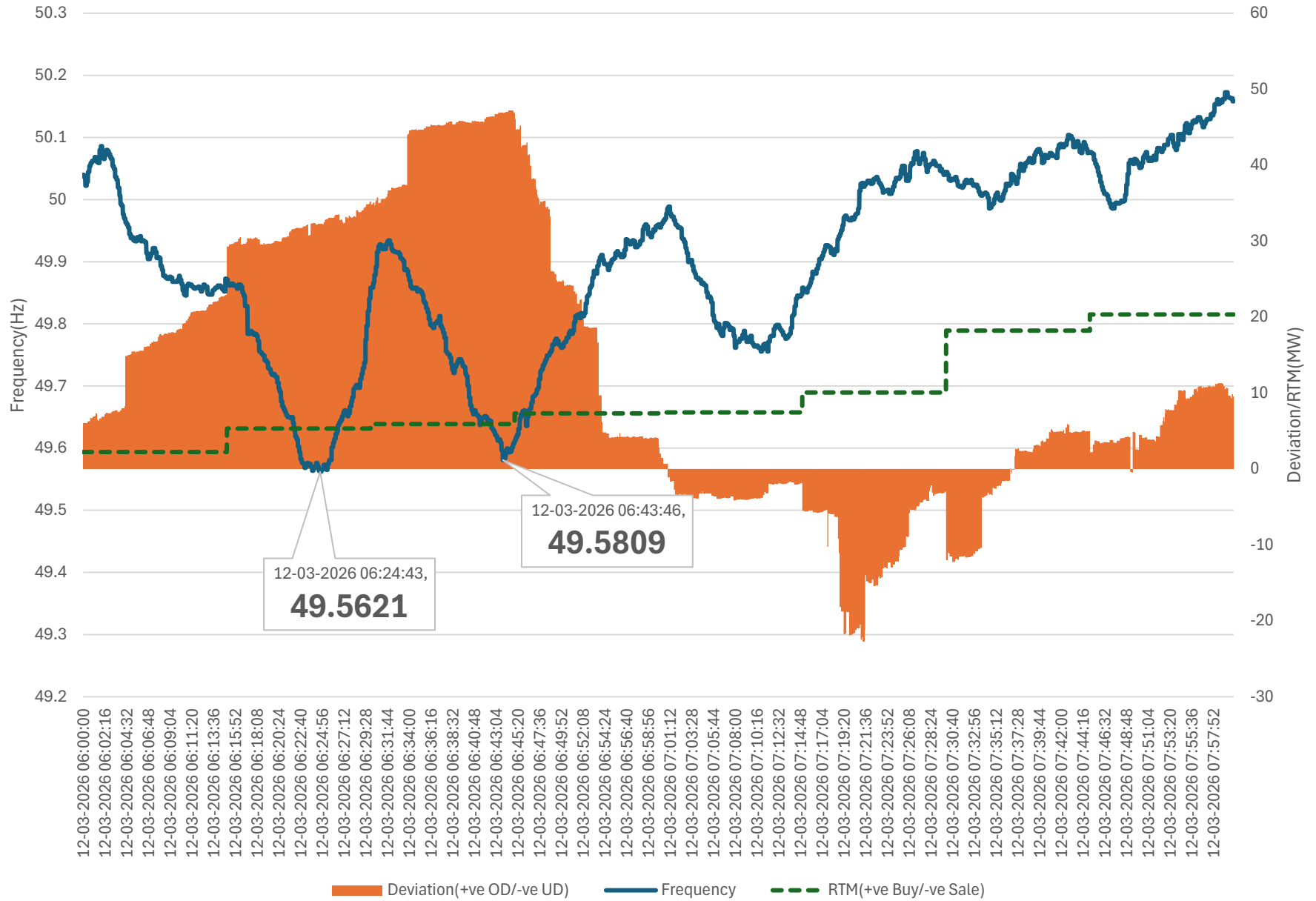
Assam Frequency vs Deviation(03rd April 2026)



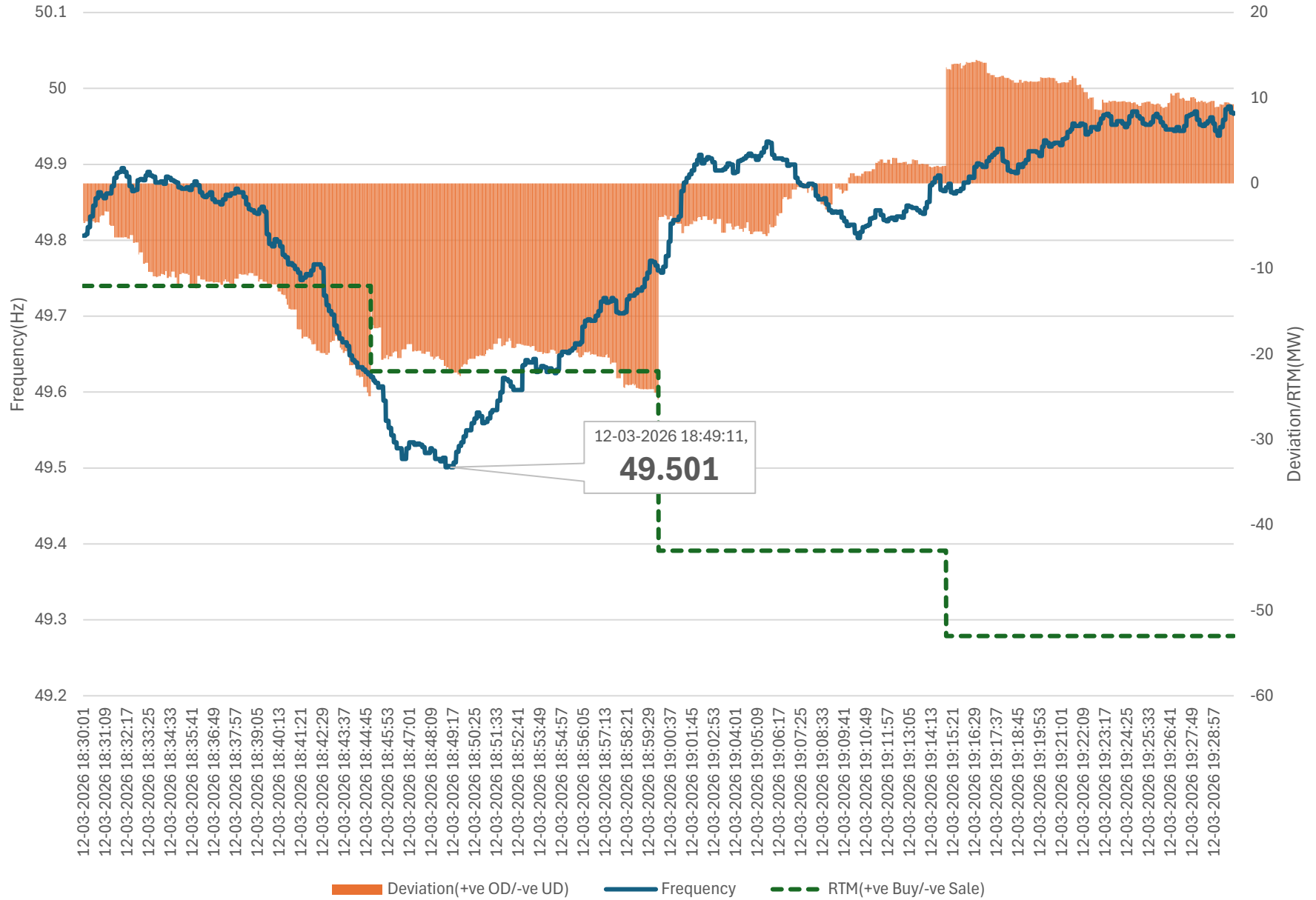
Manipur Frequency vs Deviation(03rd March 2026)



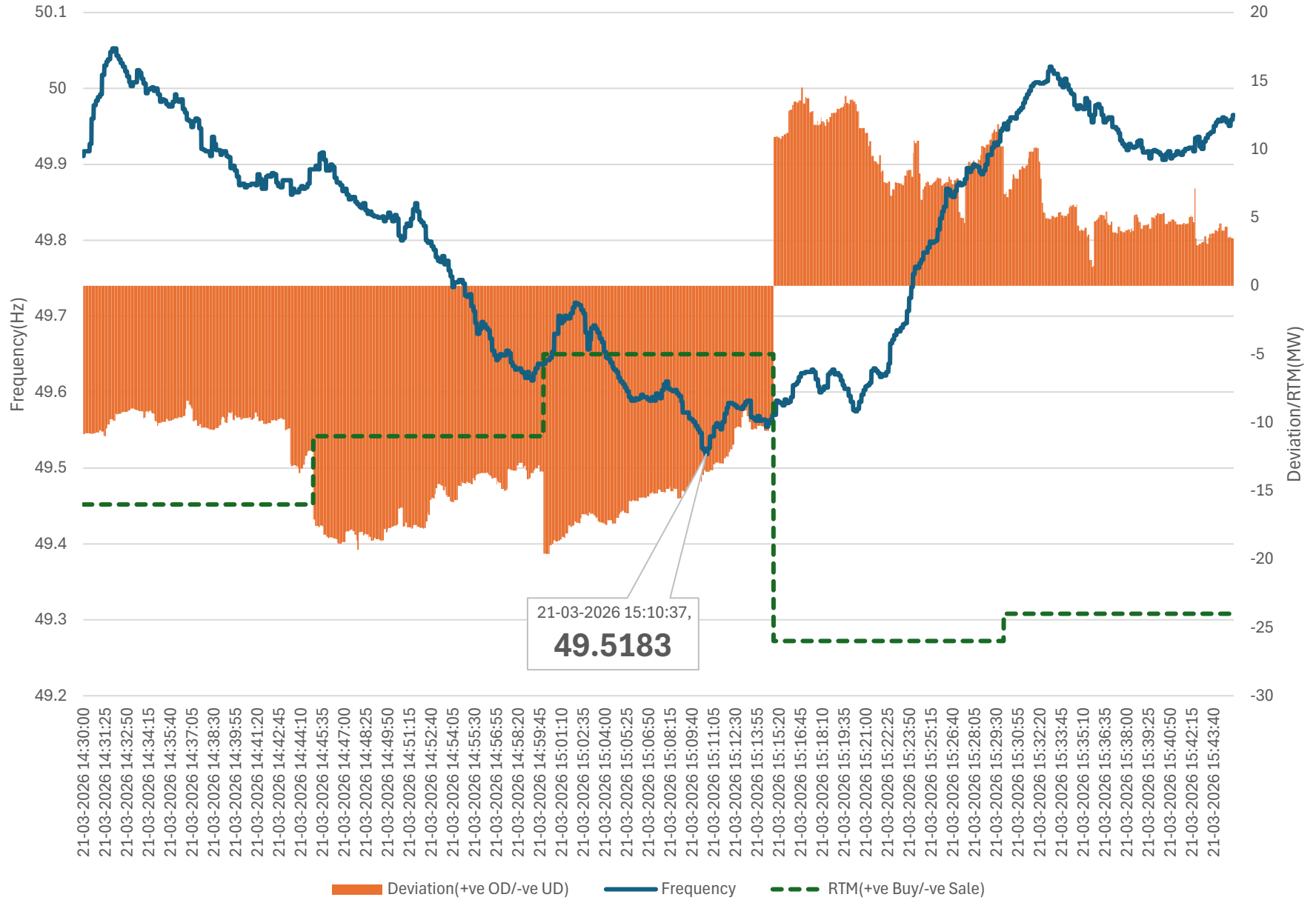
Manipur Frequency vs Deviation(12th March 2026)



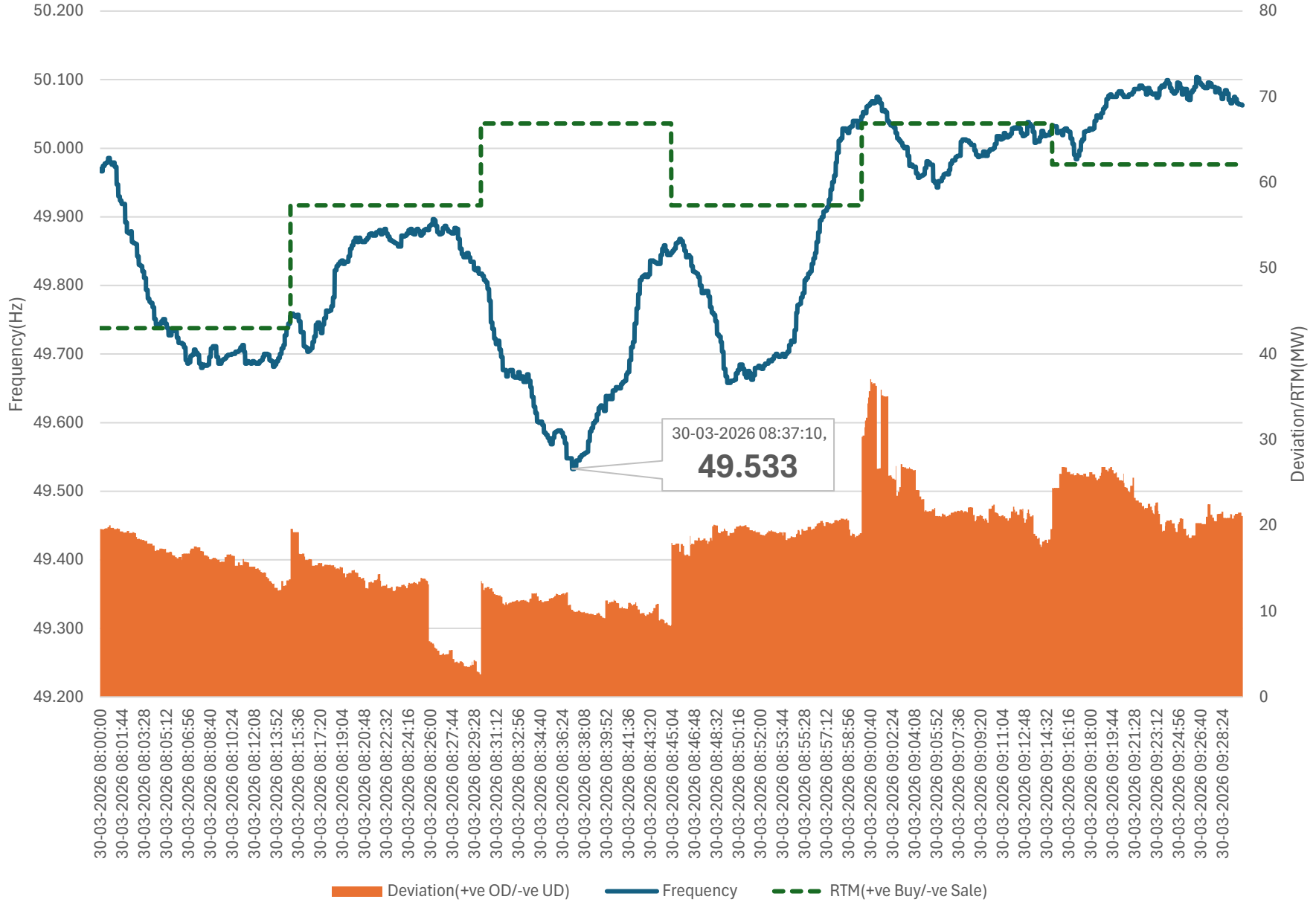
Manipur Frequency vs Deviation(12th March 2026)



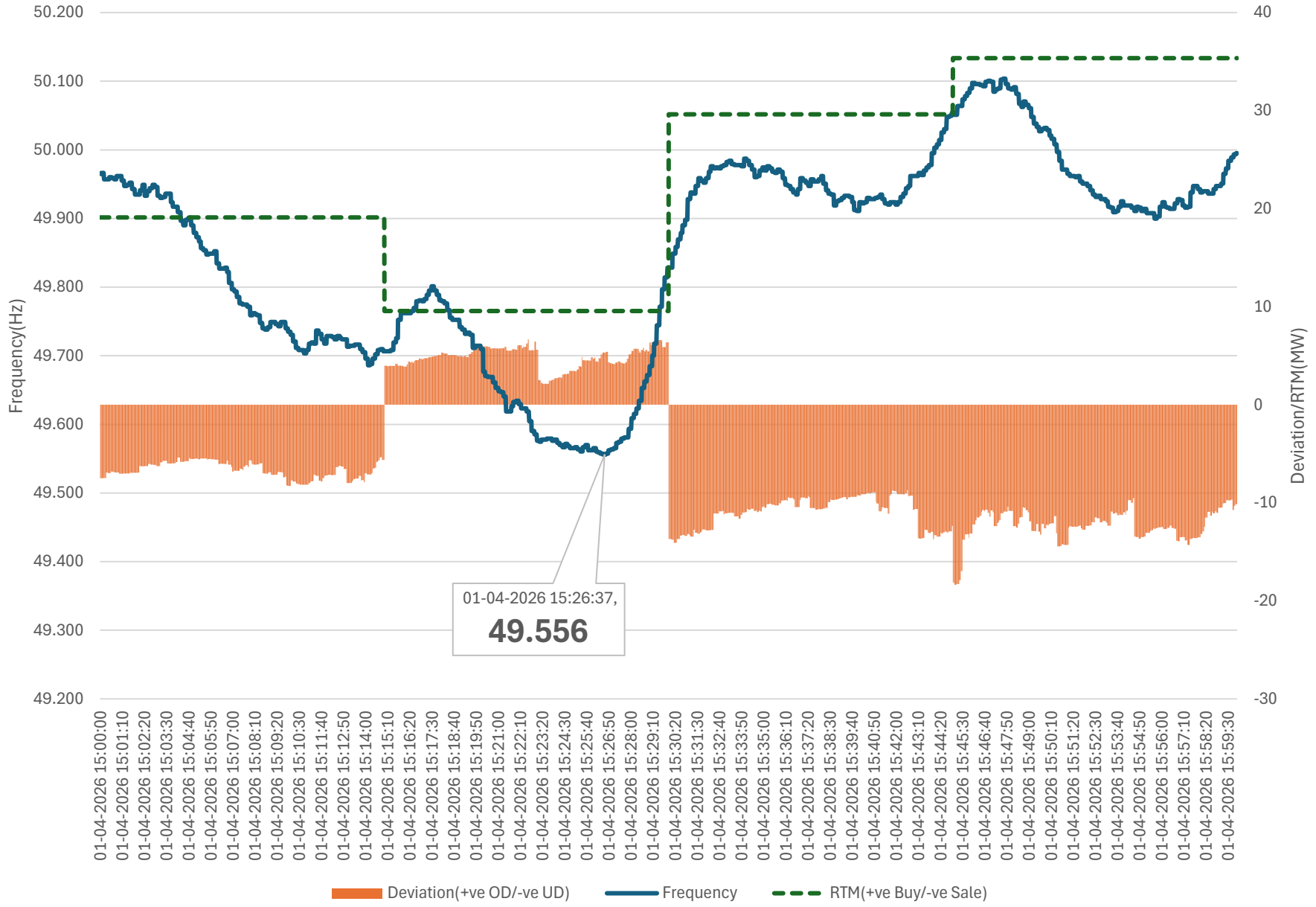
Manipur Frequency vs Deviation(21st March 2026)



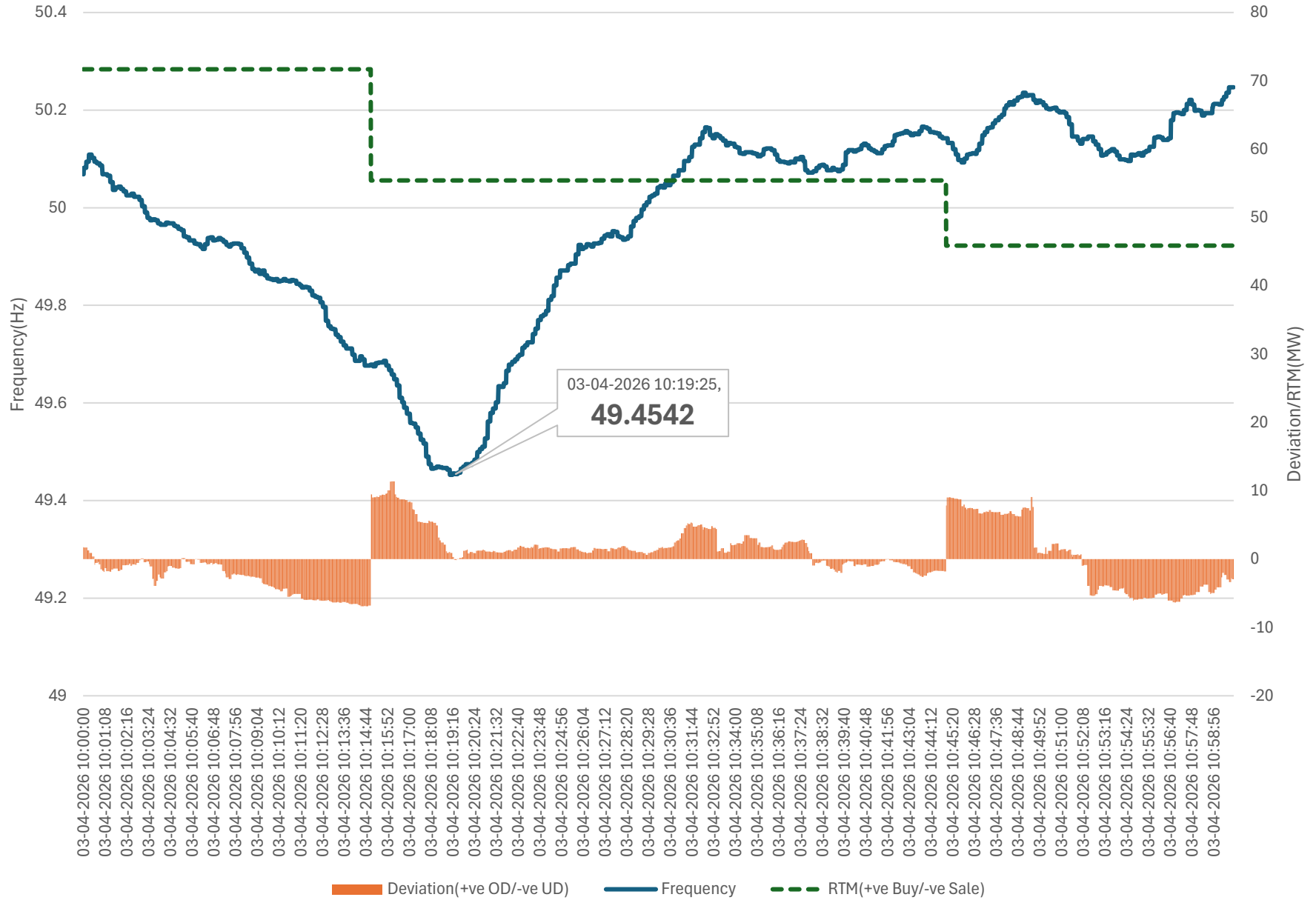
Manipur Frequency vs Deviation(30th March 2026)



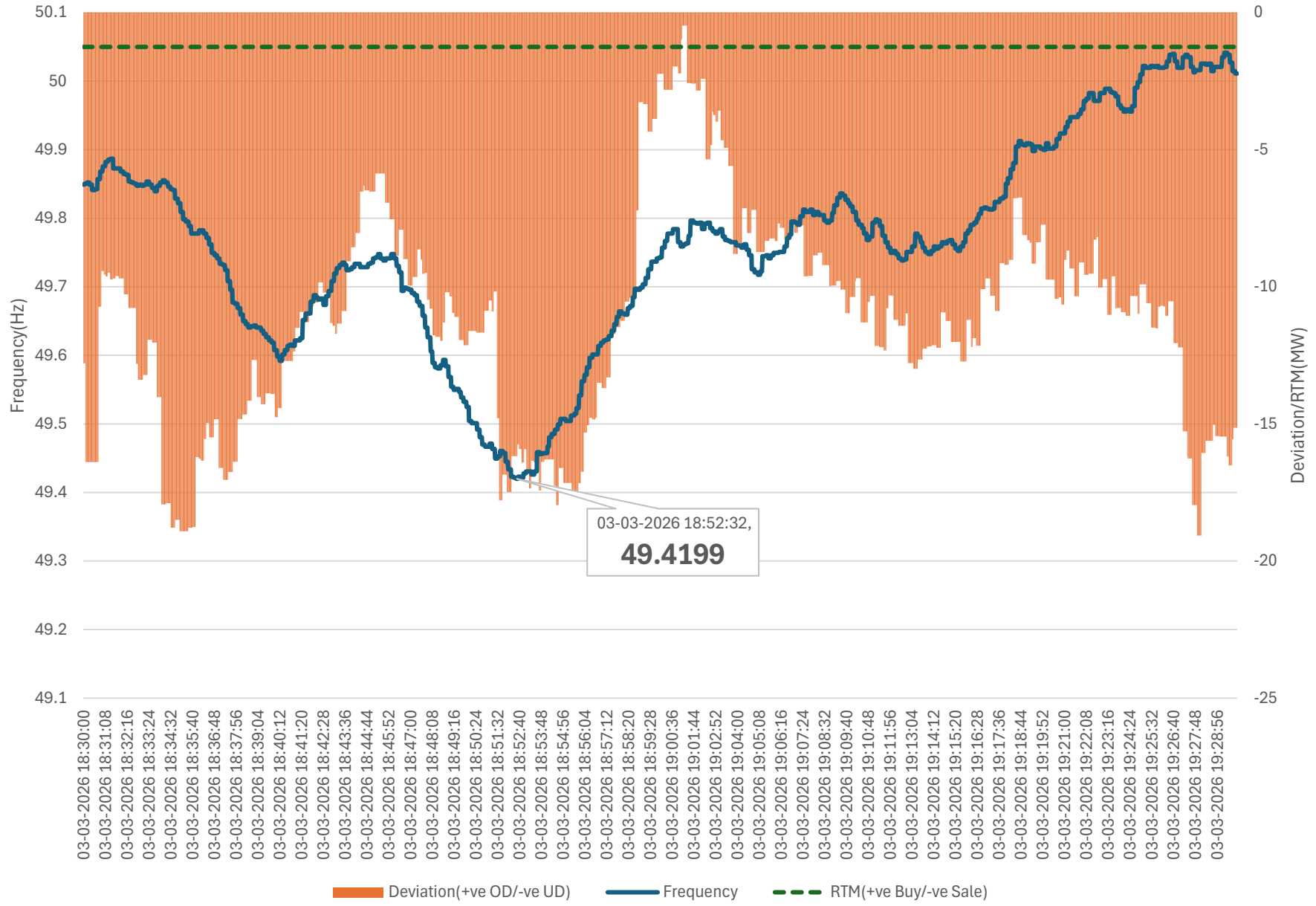
Manipur Frequency vs Deviation(01st April 2026)



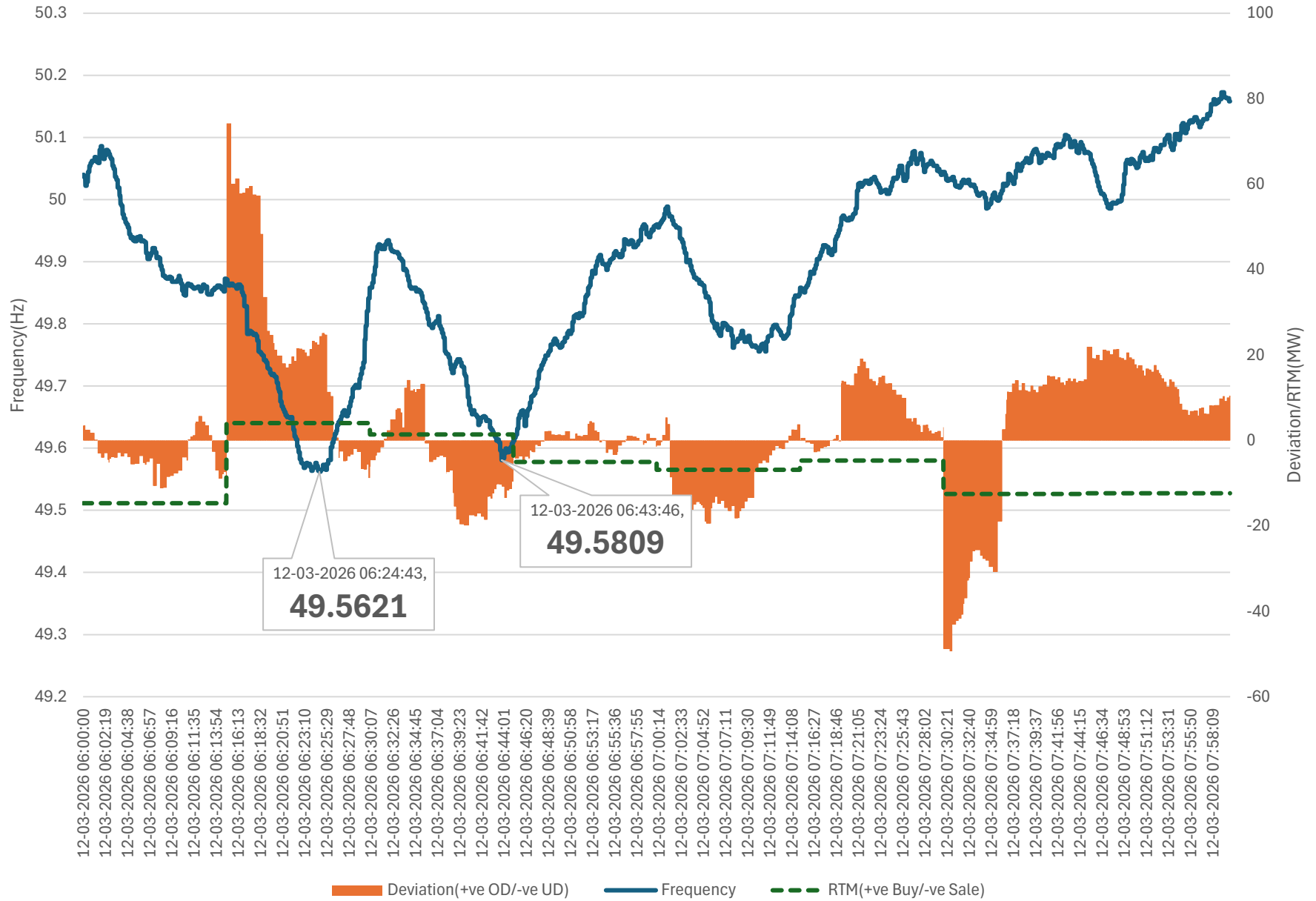
Manipur Frequency vs Deviation(03rd April 2026)



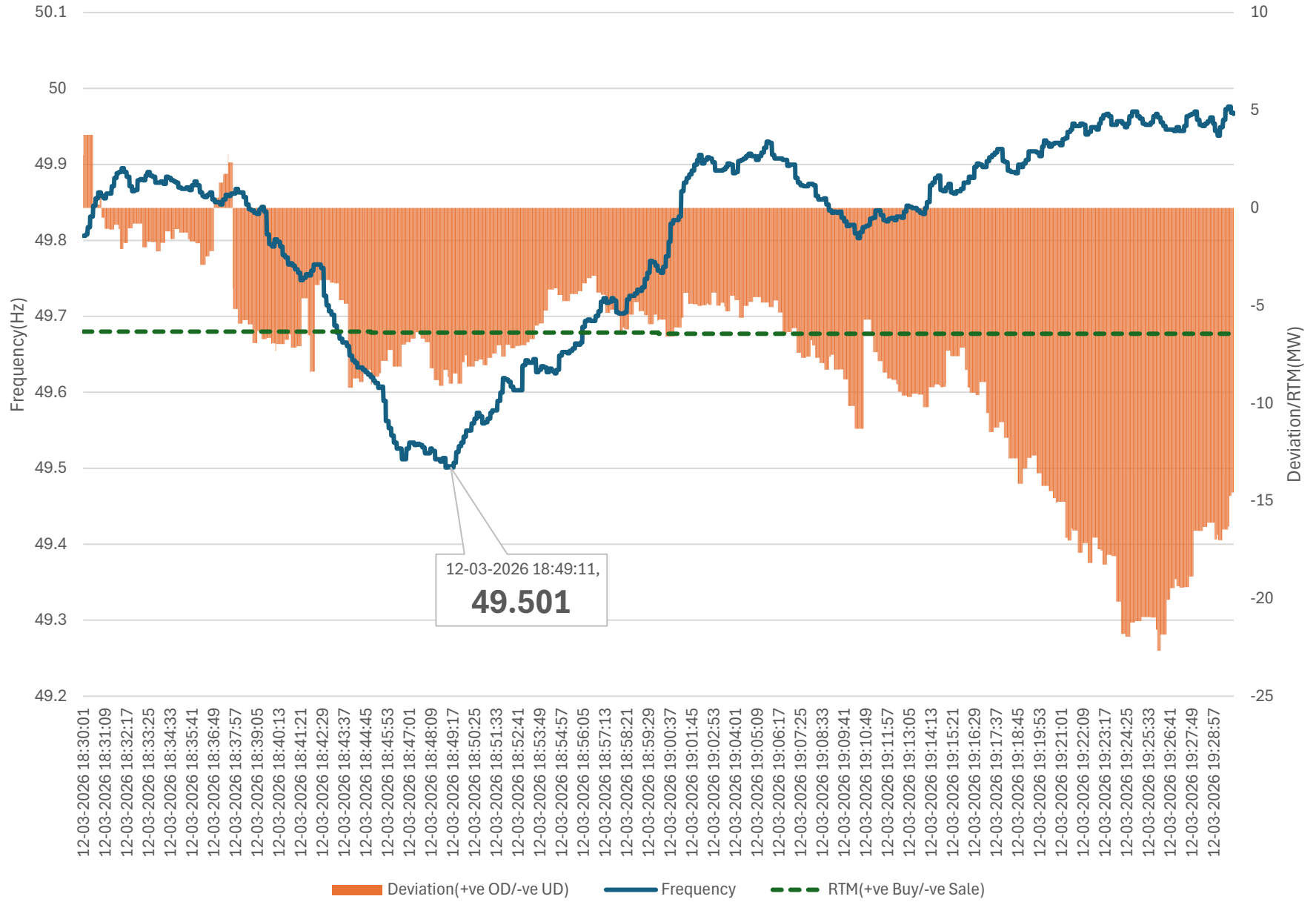
Meghalaya Frequency vs Deviation(03rd March 2026)



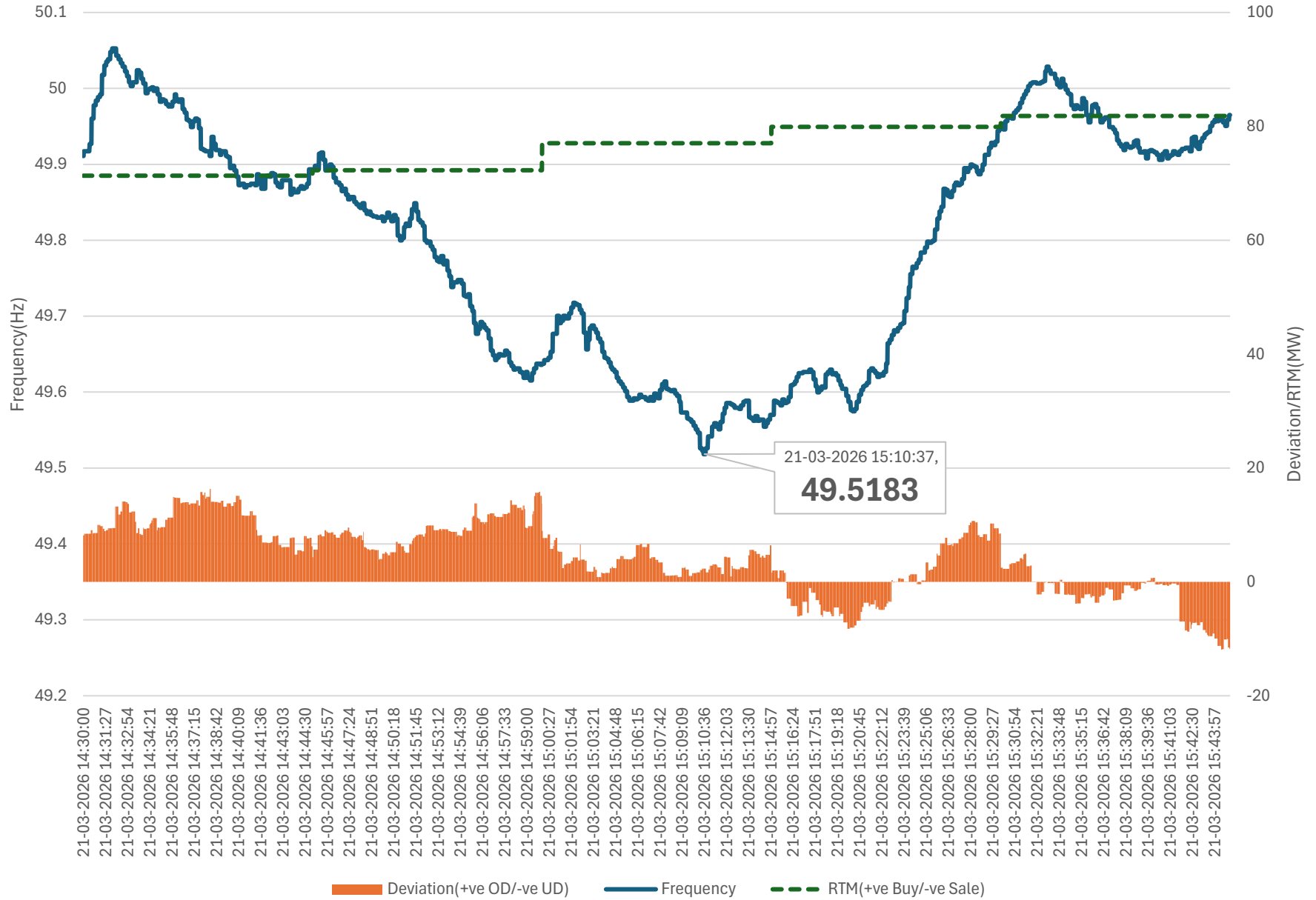
Meghalaya Frequency vs Deviation(12th March 2026)



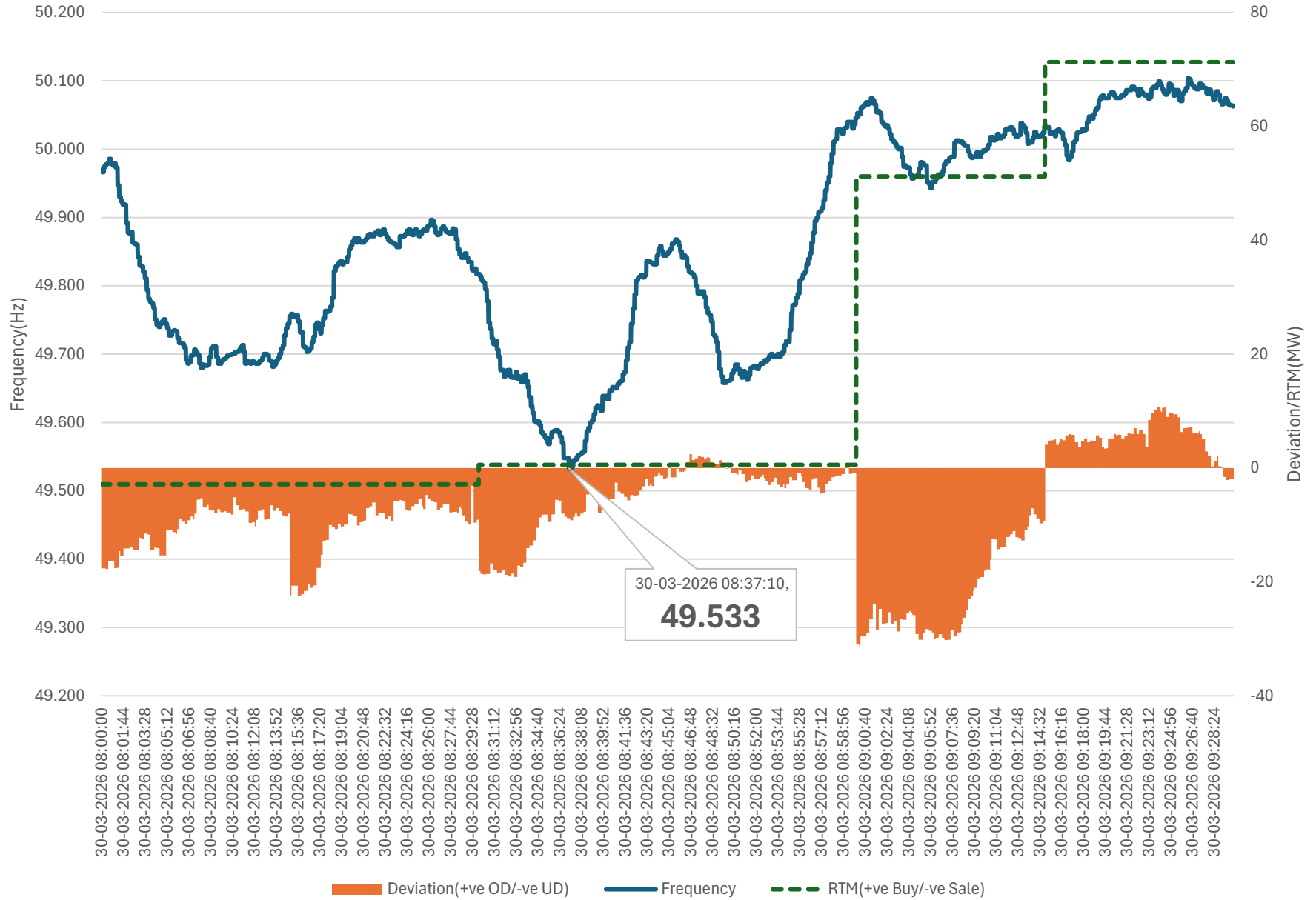
Meghalaya Frequency vs Deviation(12th March 2026)



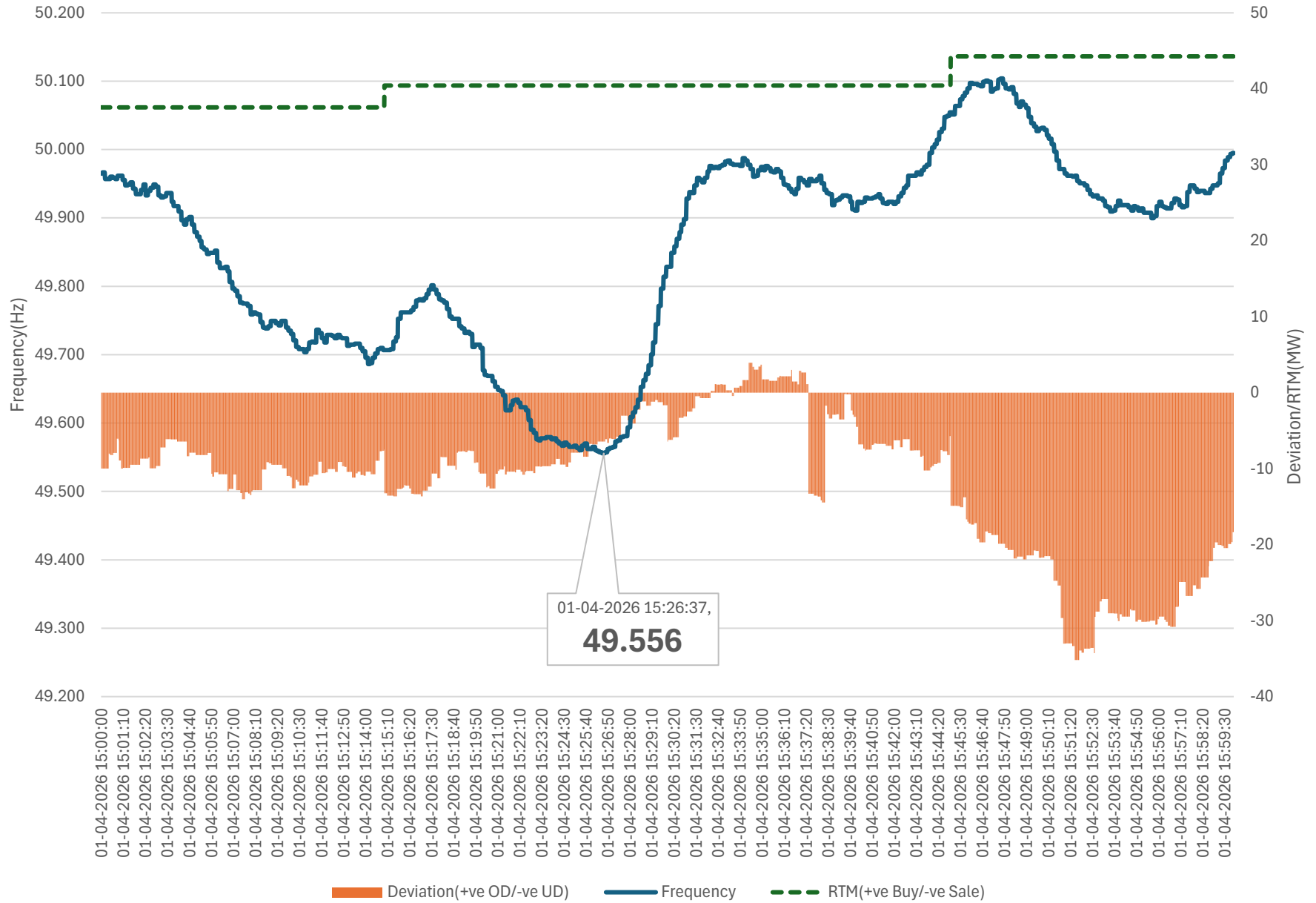
Meghalaya Frequency vs Deviation(21st March 2026)



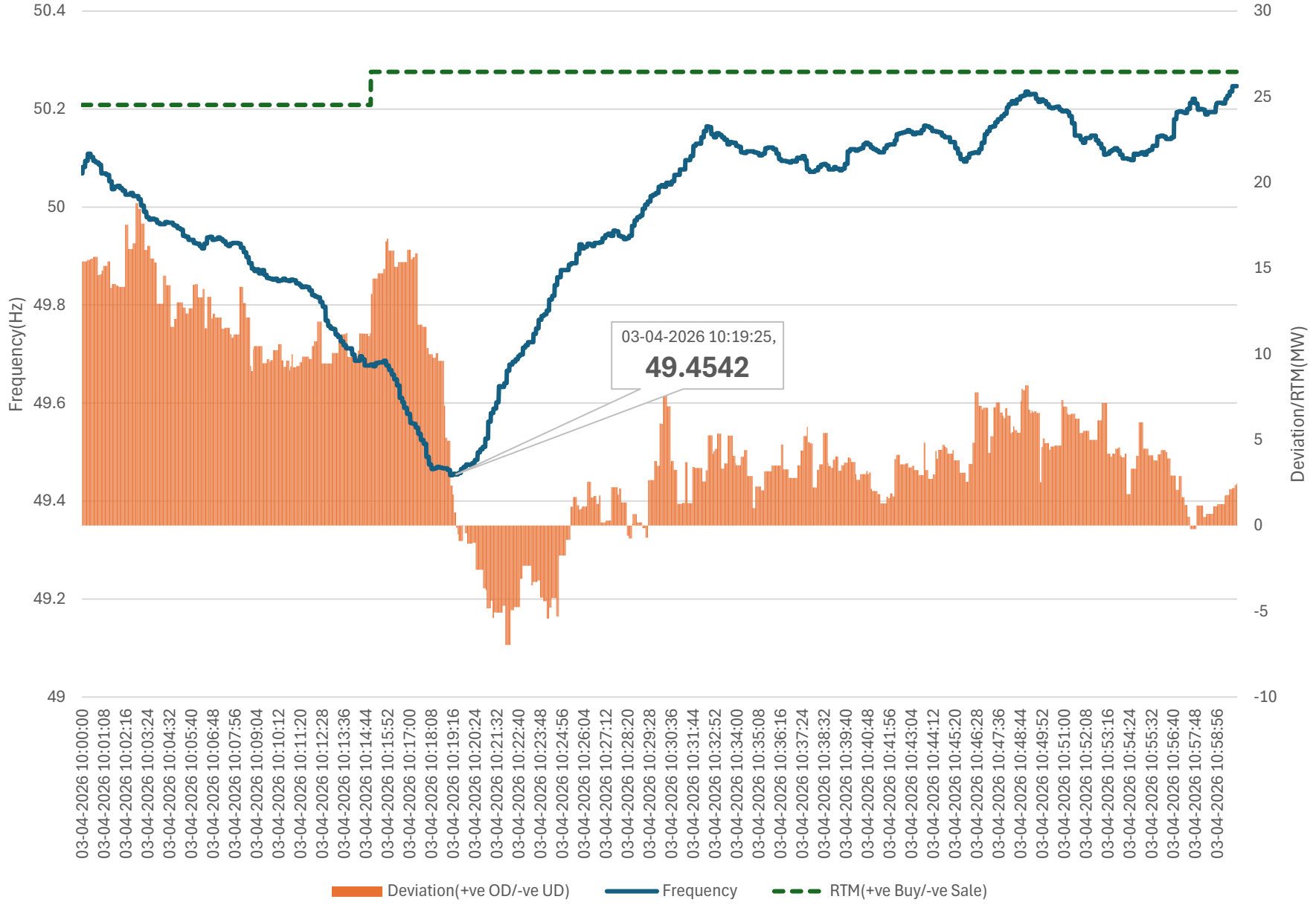
Meghalaya Frequency vs Deviation(30th March 2026)



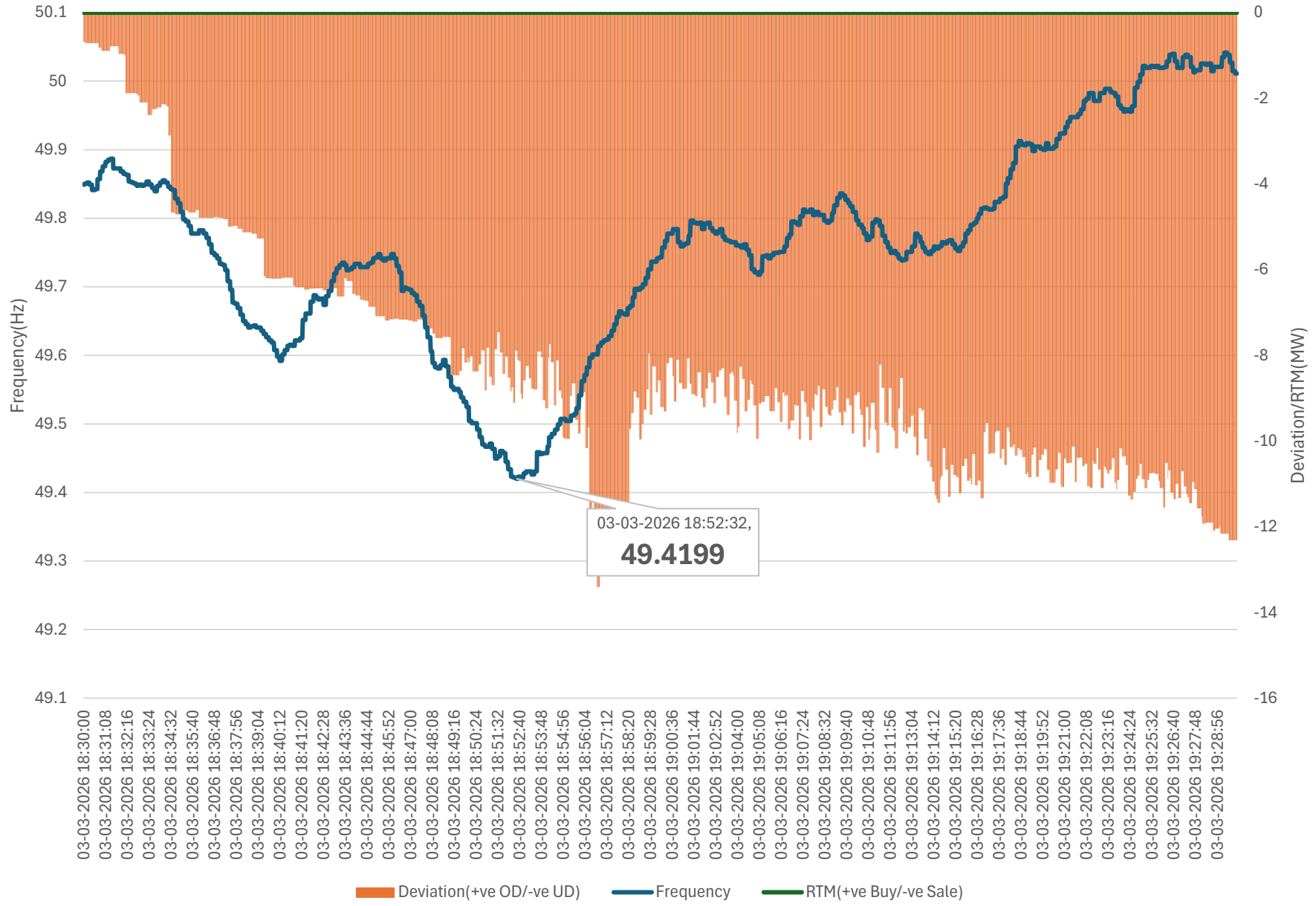
Meghalaya Frequency vs Deviation(01st April 2026)



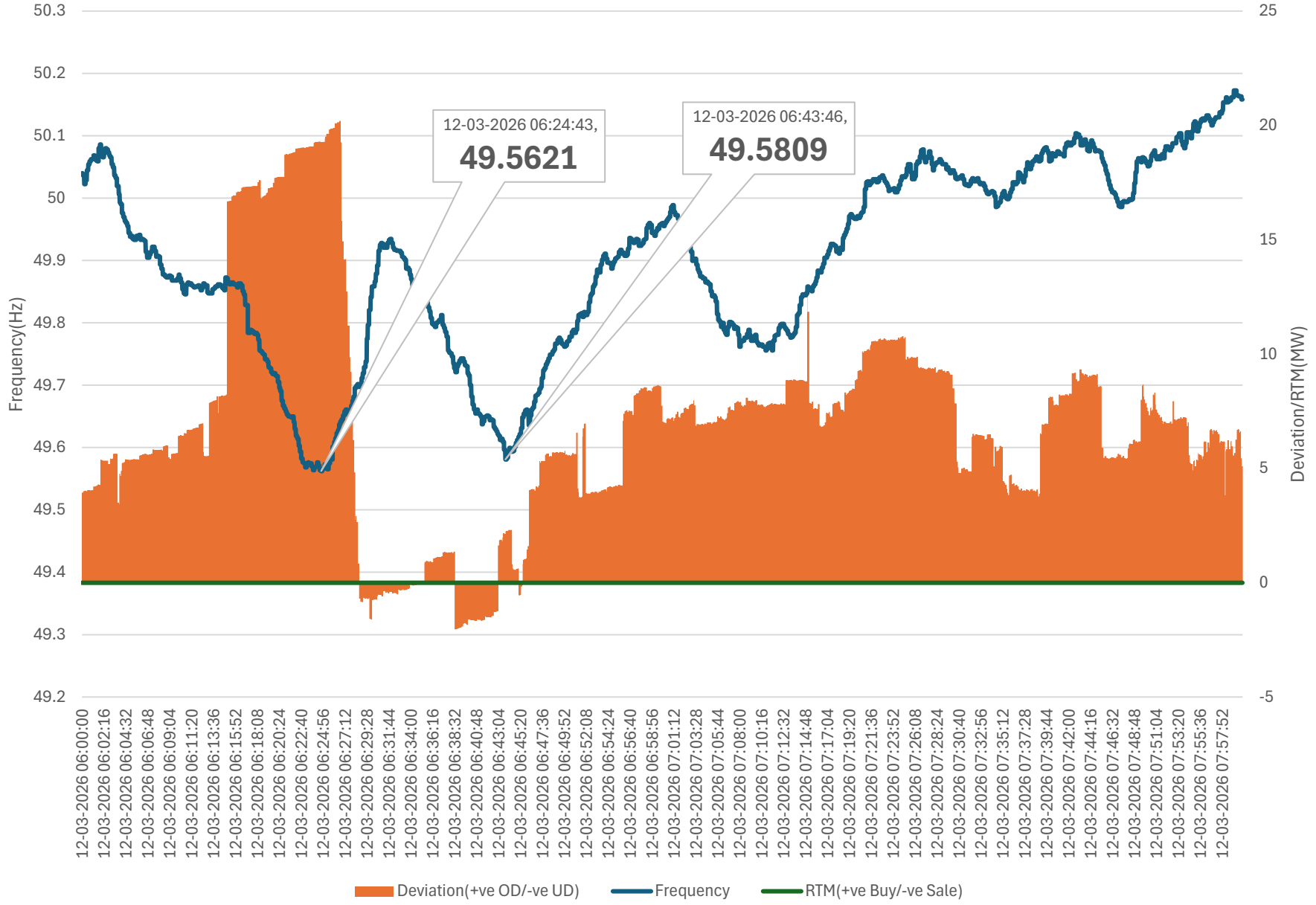
Meghalaya Frequency vs Deviation(03rd April 2026)



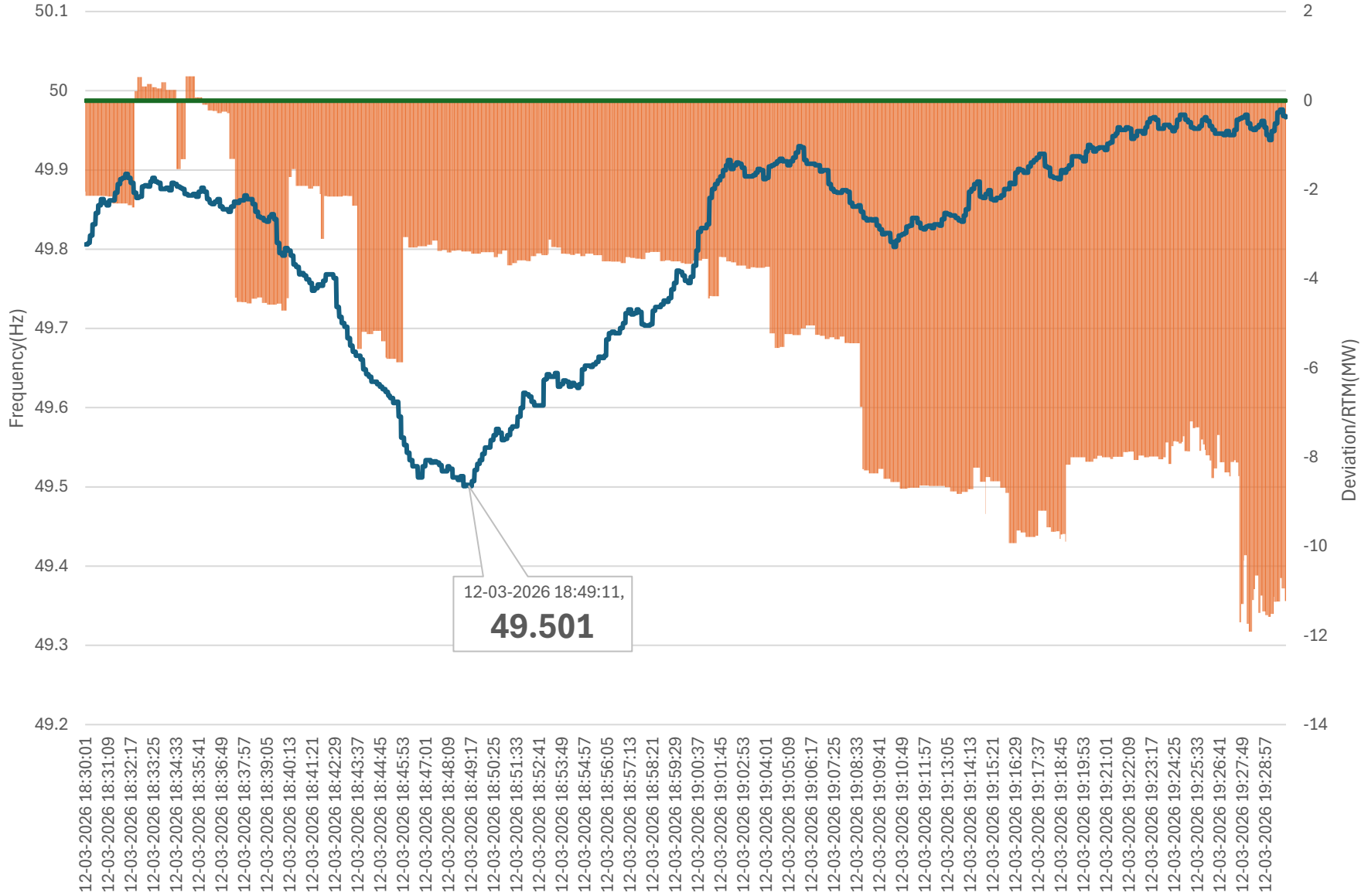
Mizoram Frequency vs Deviation(03rd March 2026)



Mizoram Frequency vs Deviation(12th March 2026)

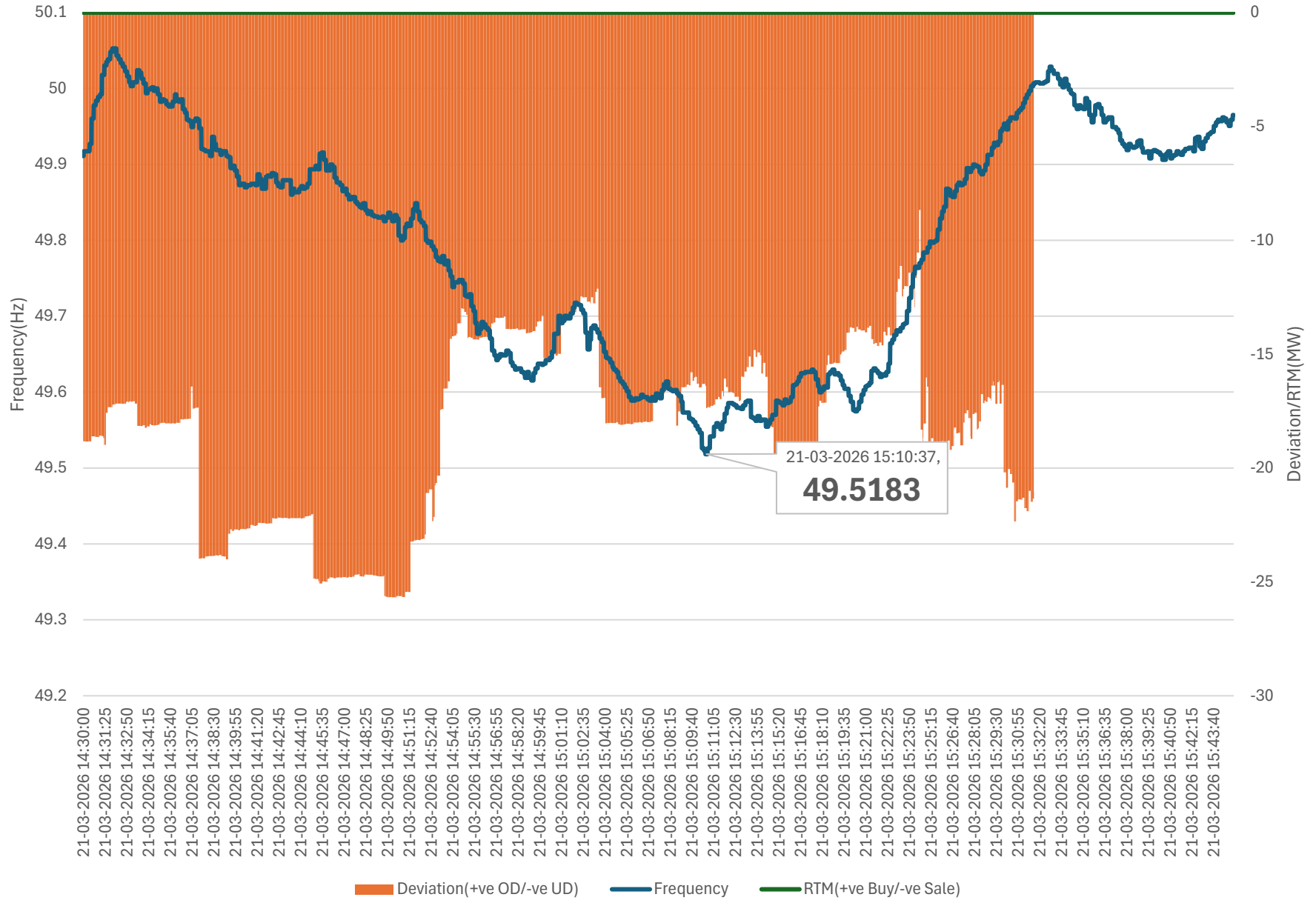


Mizoram Frequency vs Deviation(12th March 2026)

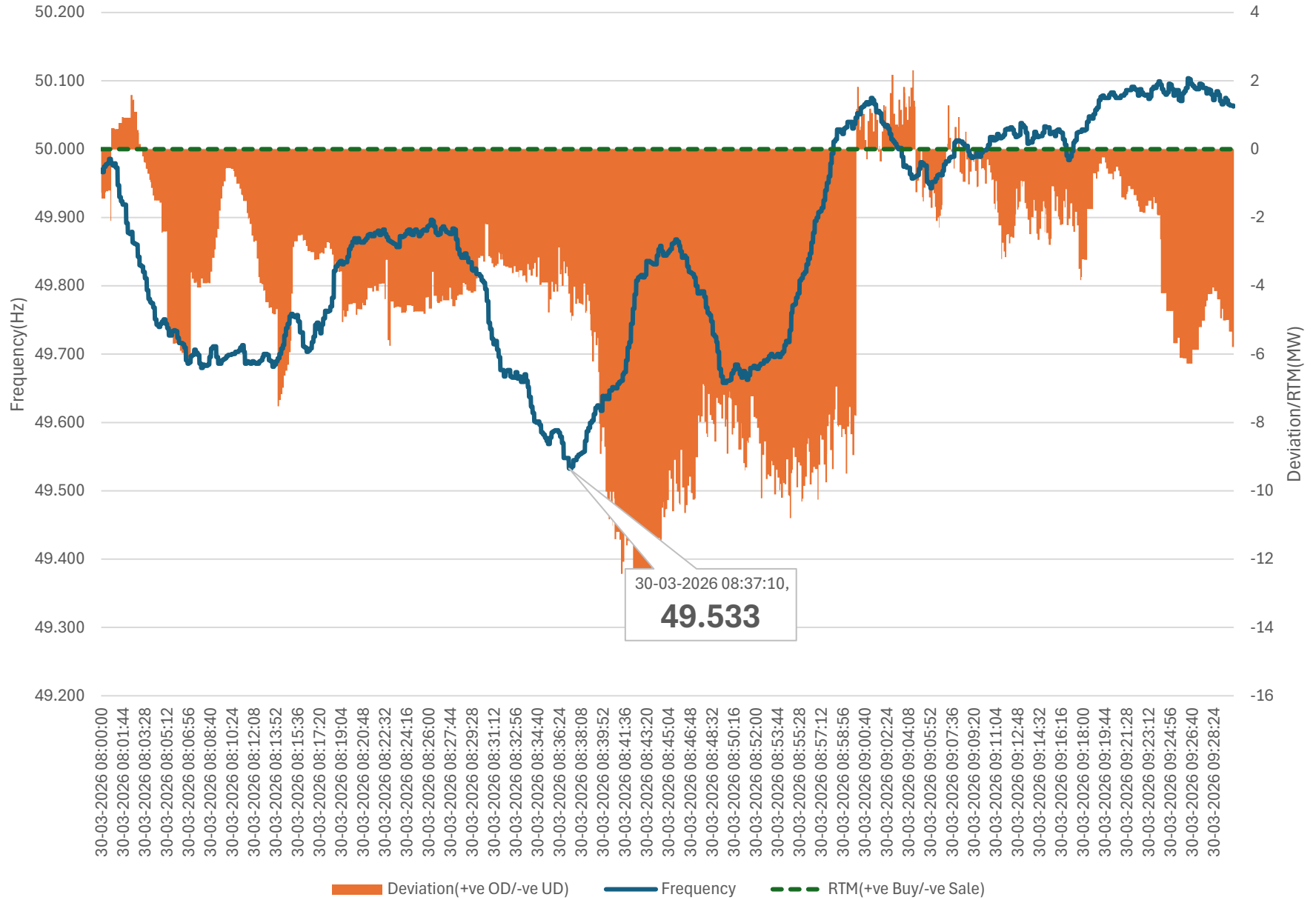


Deviation(+ve OD/-ve UD) Frequency RTM(+ve Buy/-ve Sale)

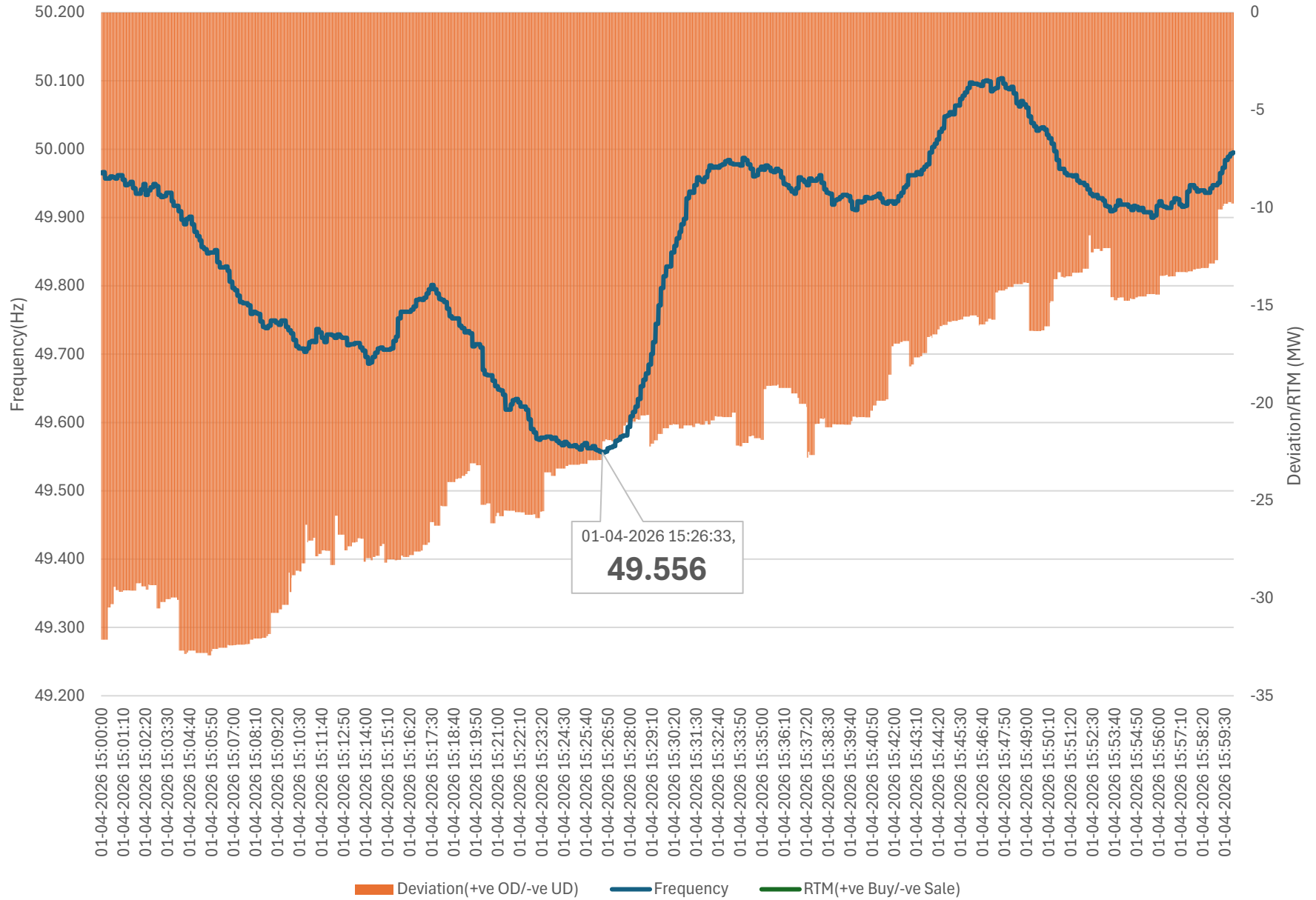
Mizoram Frequency vs Deviation(21st March 2026)



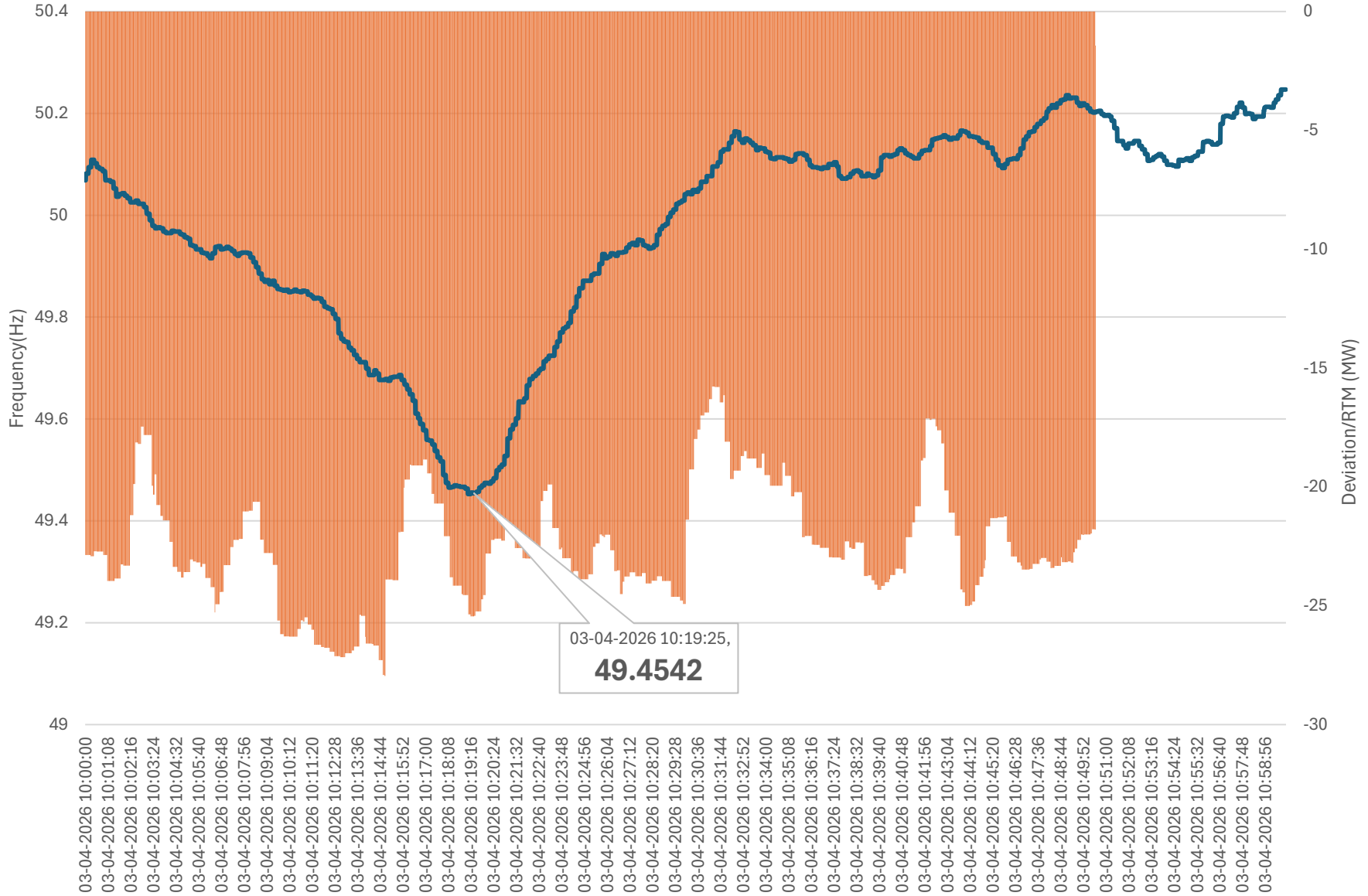
Mizoram Frequency vs Deviation(30th March 2026)



Mizoram Frequency vs Deviation(01st April 2026)

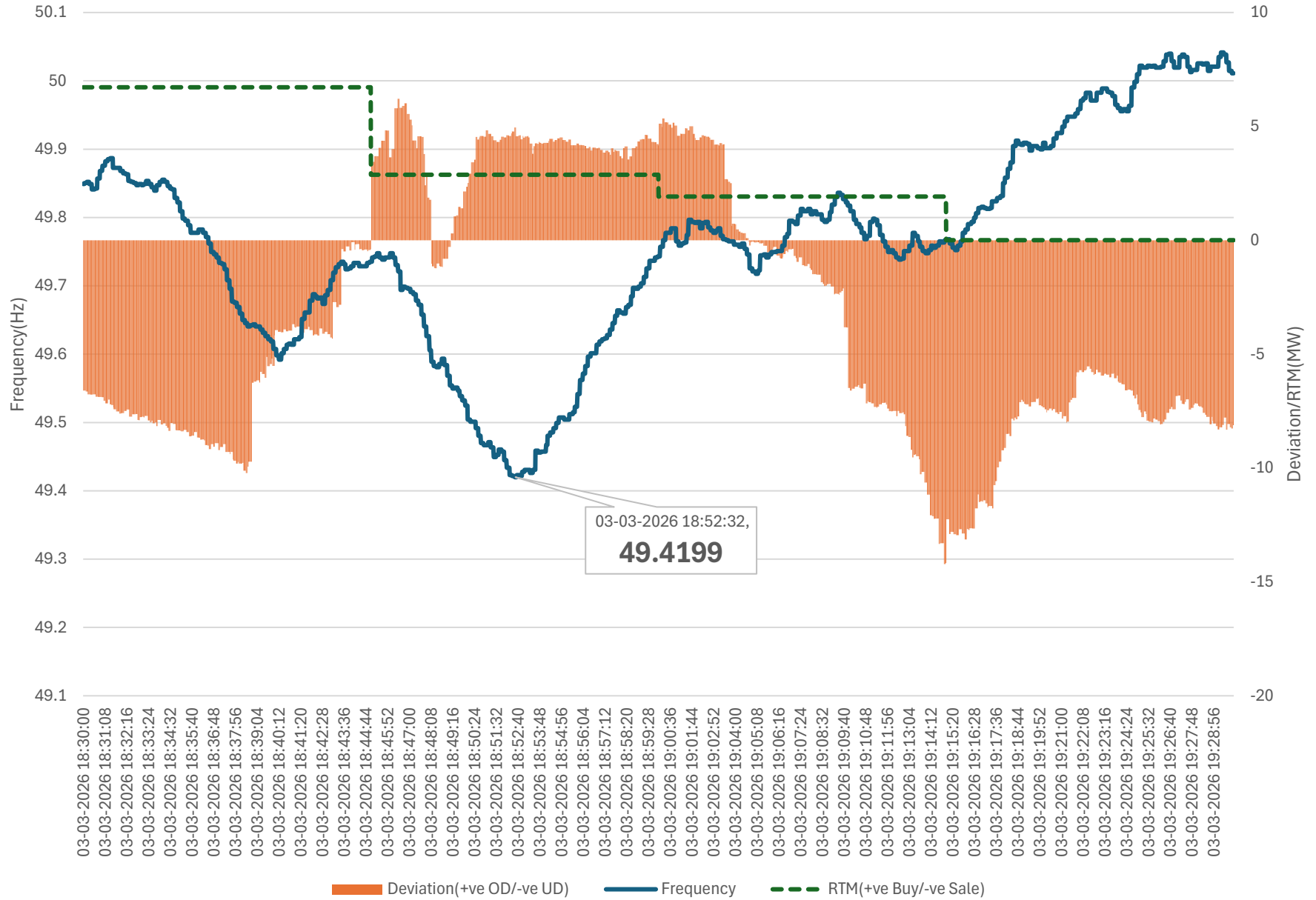


Mizoram Frequency vs Deviation(03rd April 2026)

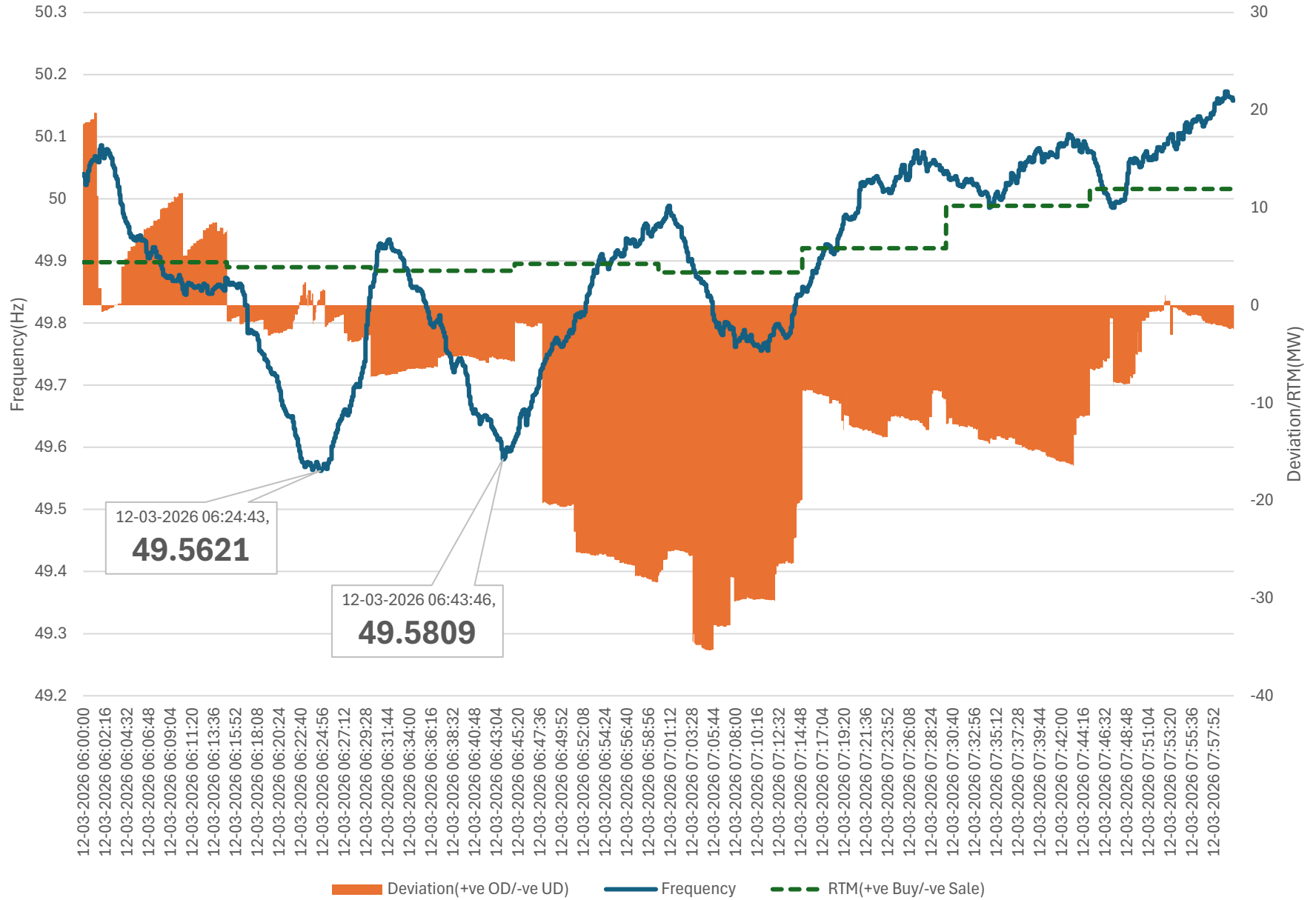


Deviation(+ve OD/-ve UD) Frequency RTM(+ve Buy/-ve Sale)

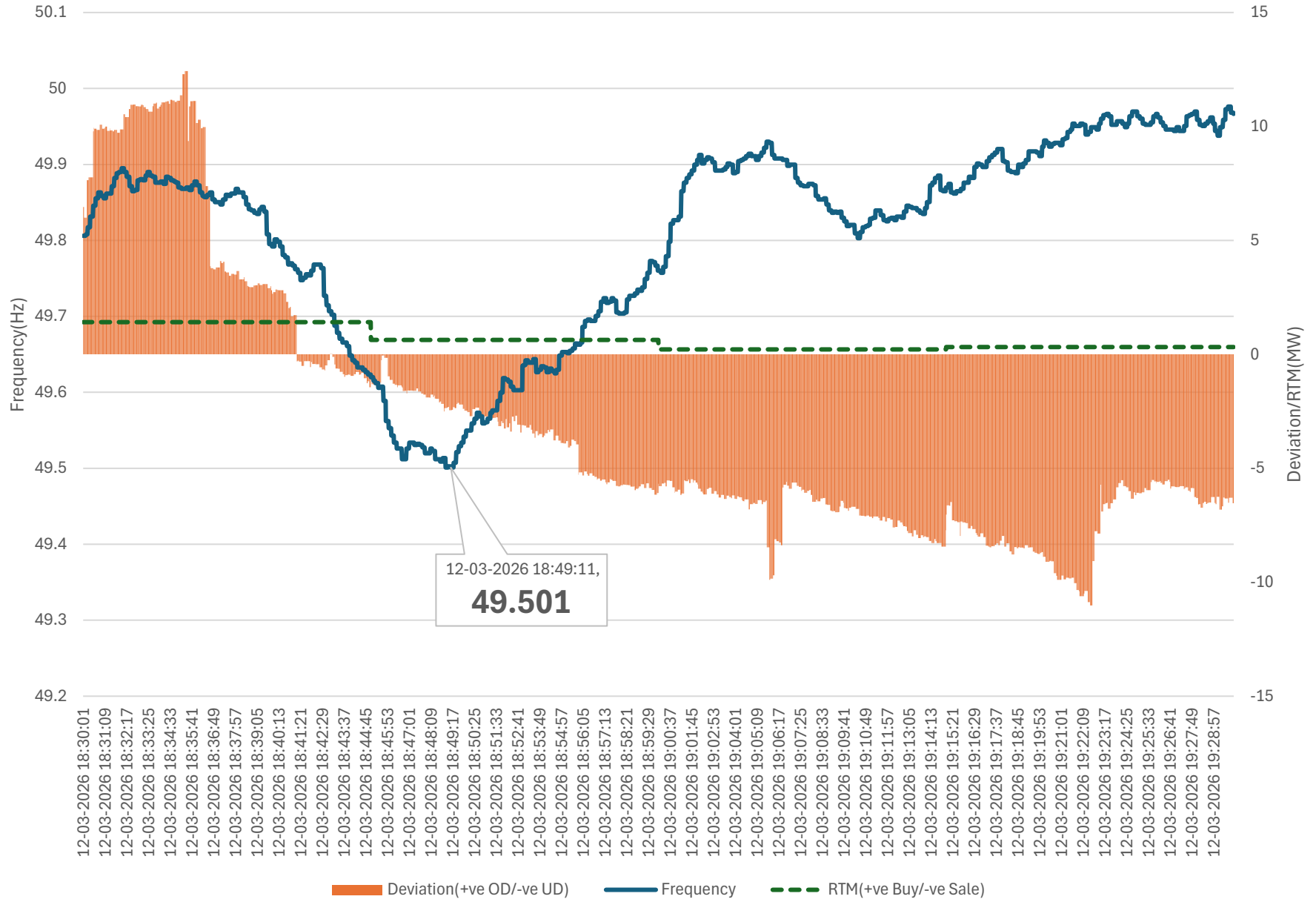
Nagaland Frequency vs Deviation(03rd March 2026)



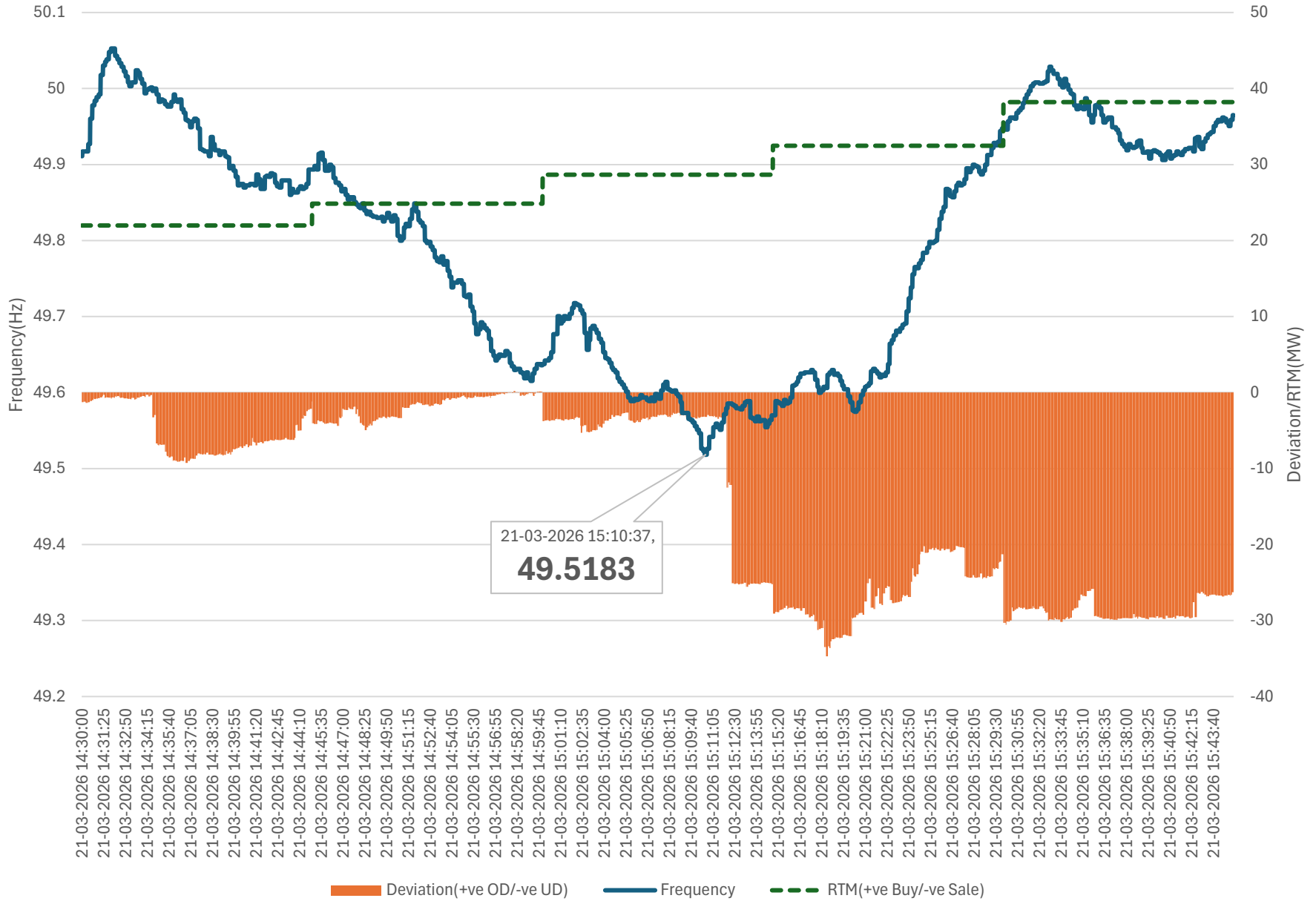
Nagaland Frequency vs Deviation(12th March 2026)



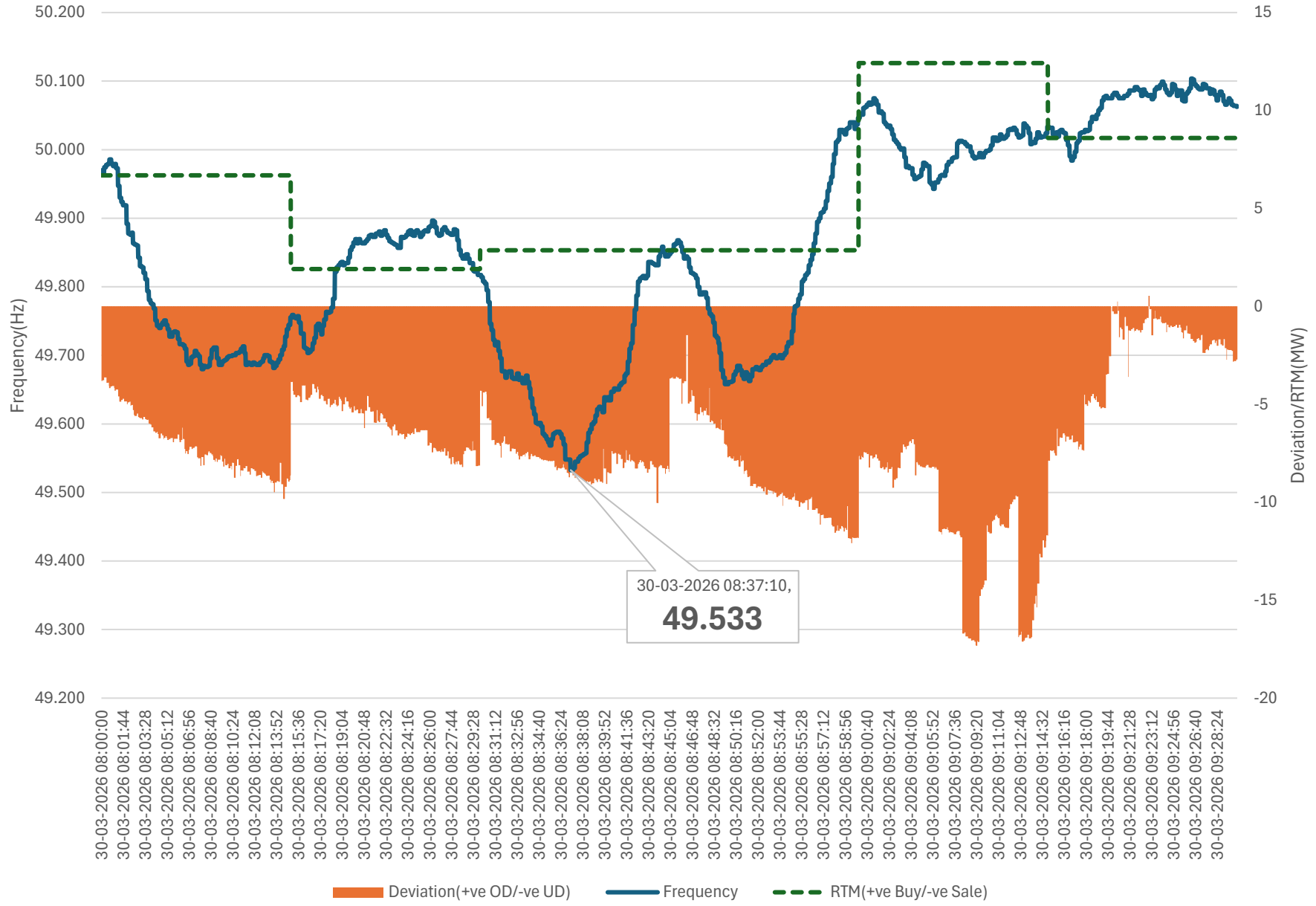
Nagaland Frequency vs Deviation(12th March 2026)



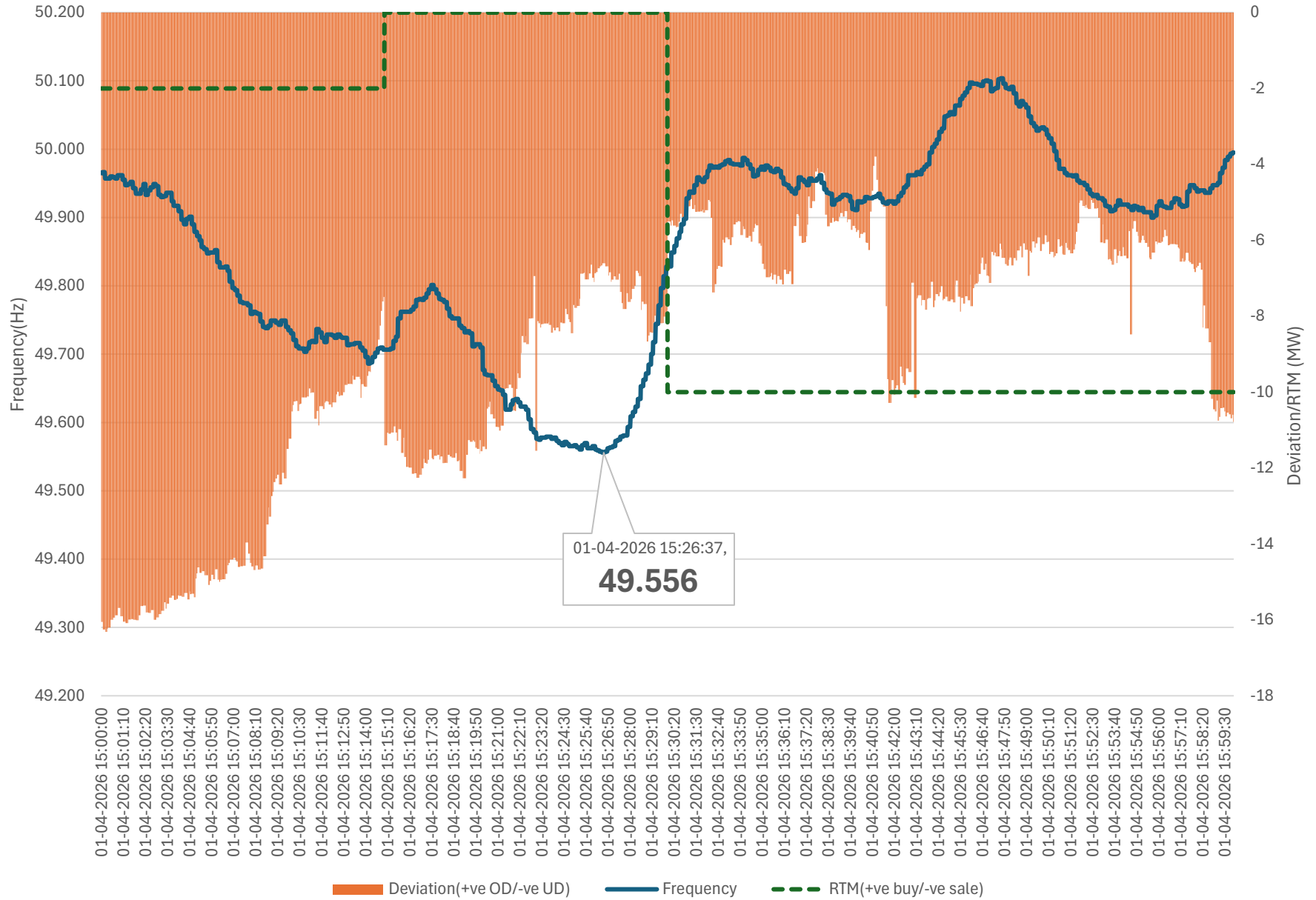
Nagaland Frequency vs Deviation(21st March 2026)



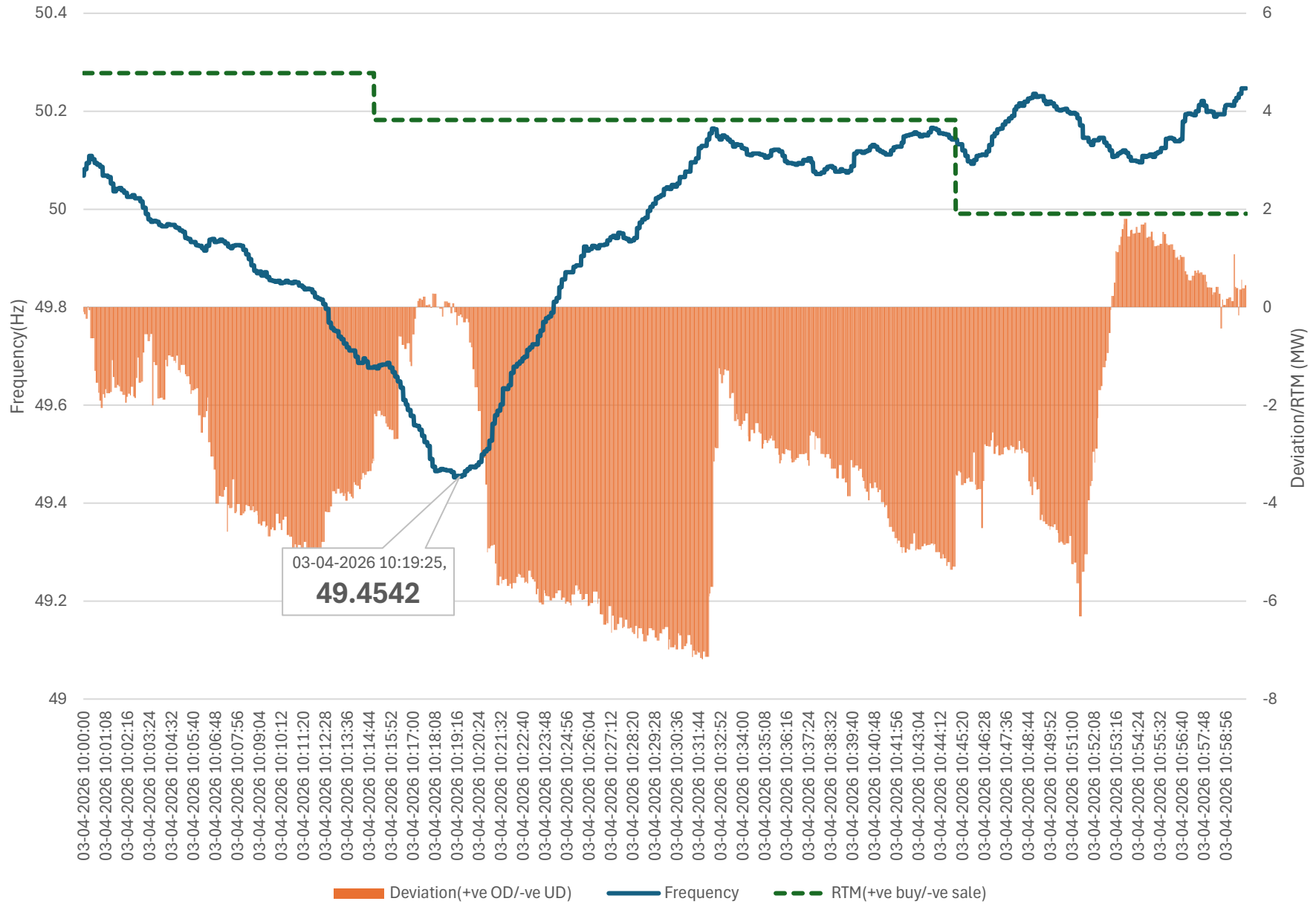
Nagaland Frequency vs Deviation(30th March 2026)



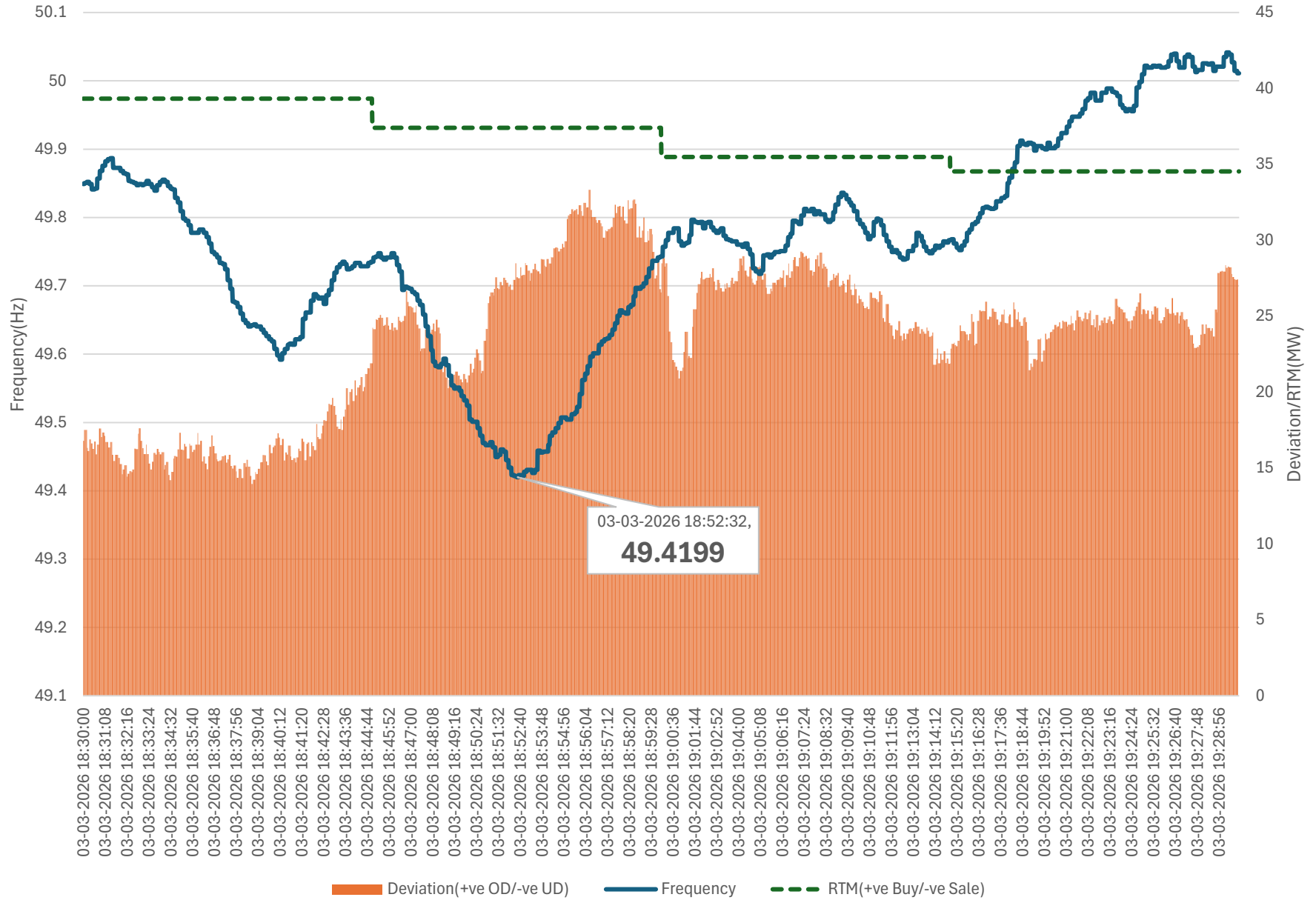
Nagaland Frequency vs Deviation(01st April 2026)



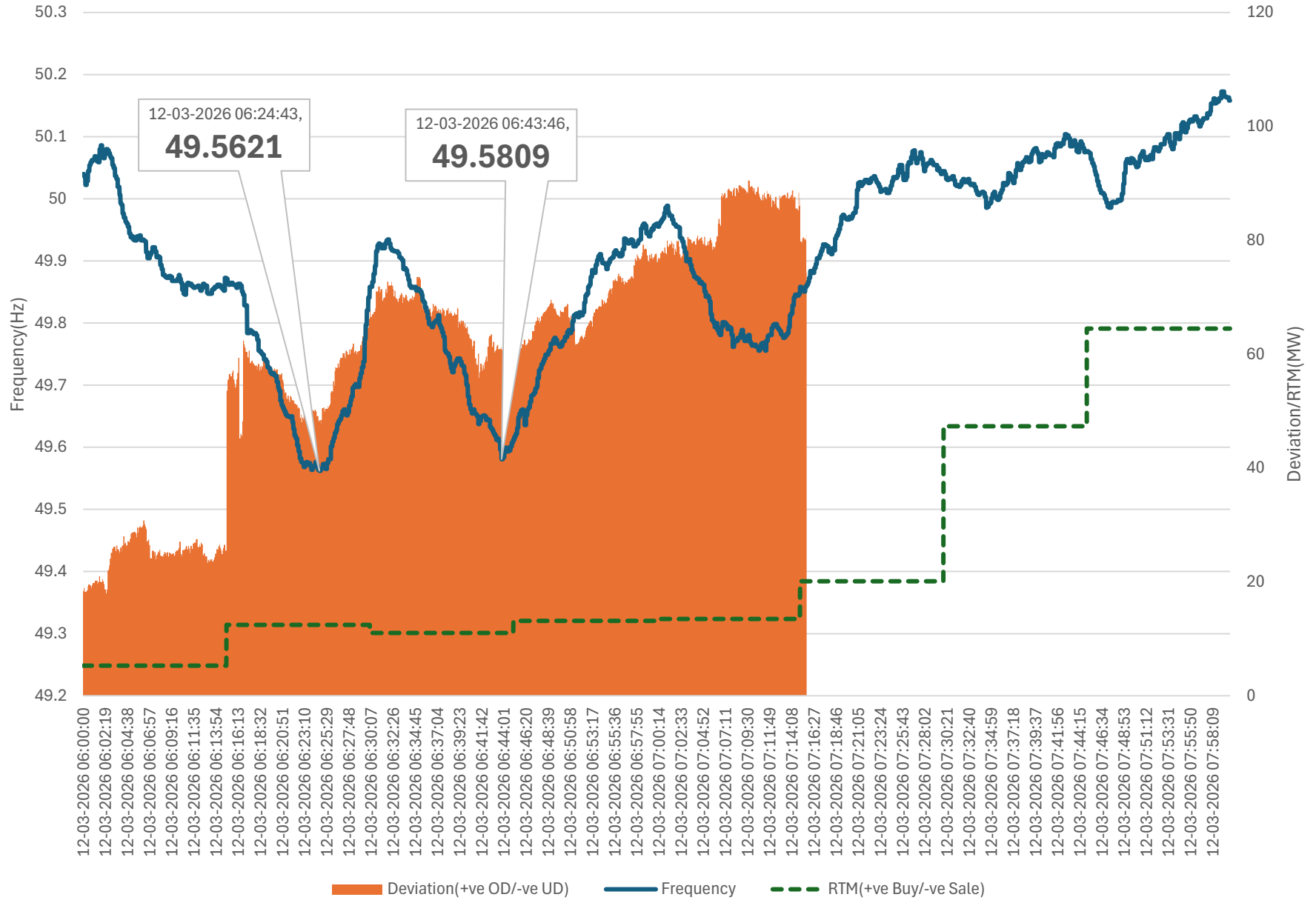
Nagaland Frequency vs Deviation(03rd April 2026)



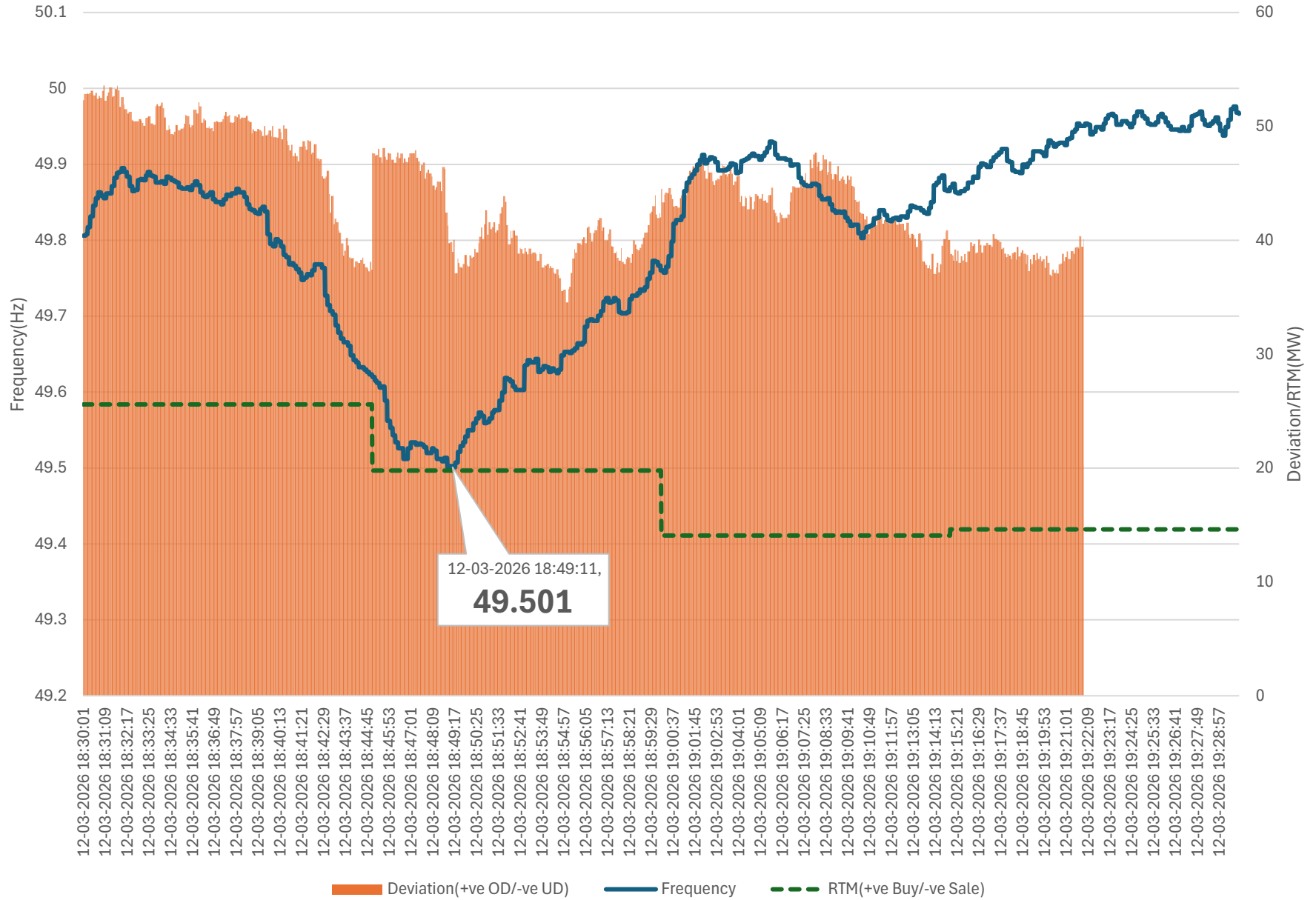
Tripura Frequency vs Deviation(03rd March 2026)



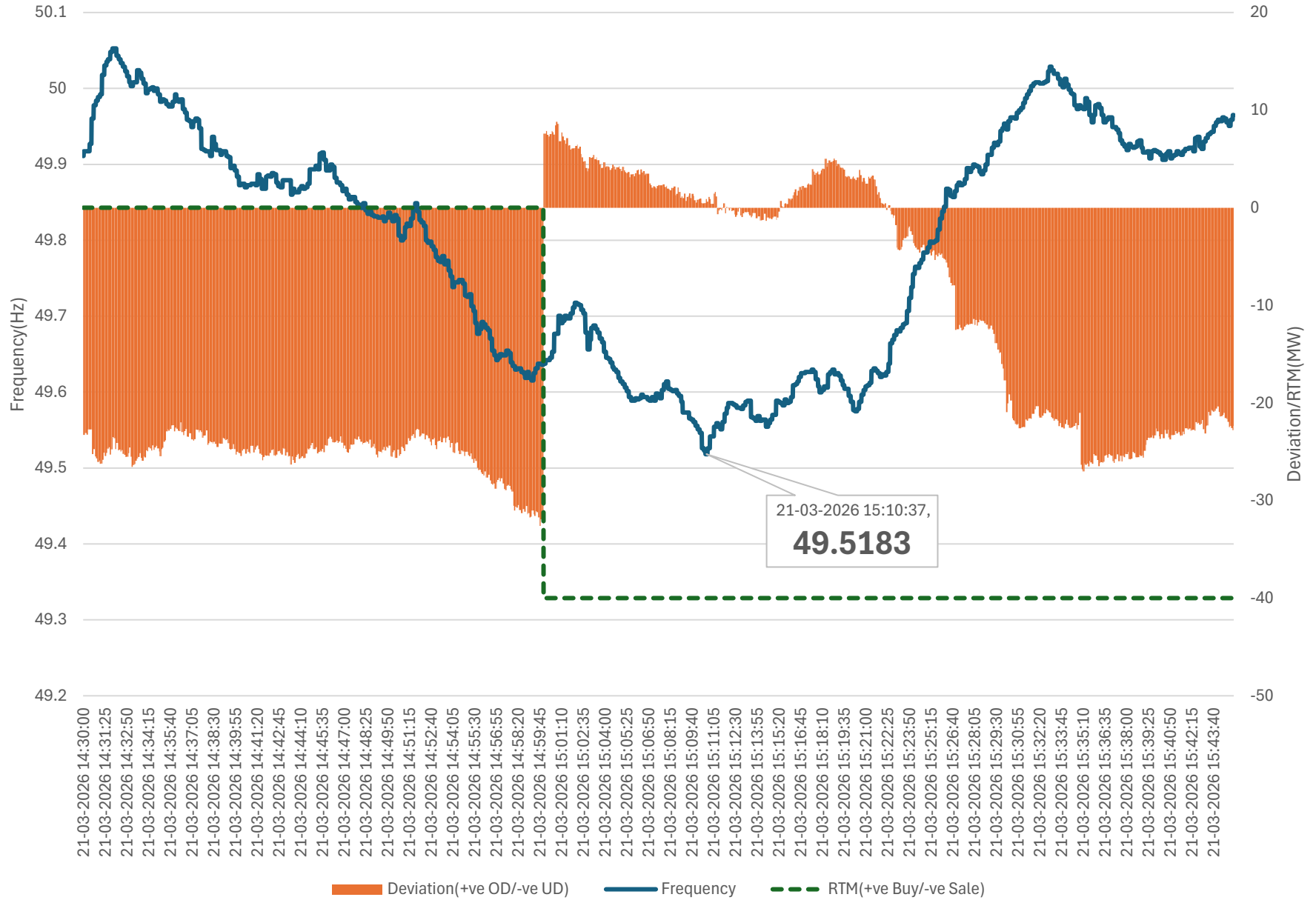
Tripura Frequency vs Deviation(12th March 2026)



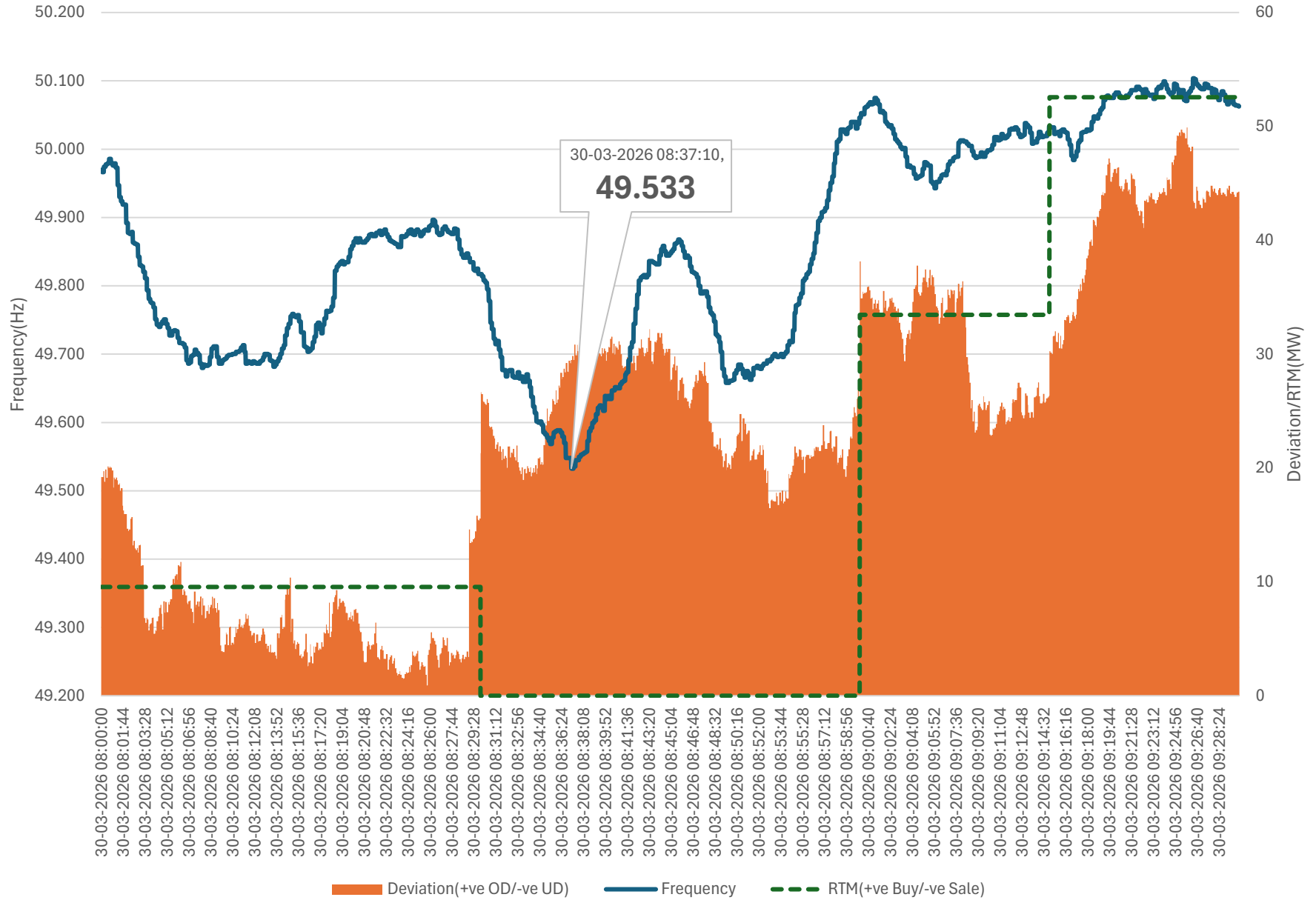
Tripura Frequency vs Deviation(12th March 2026)



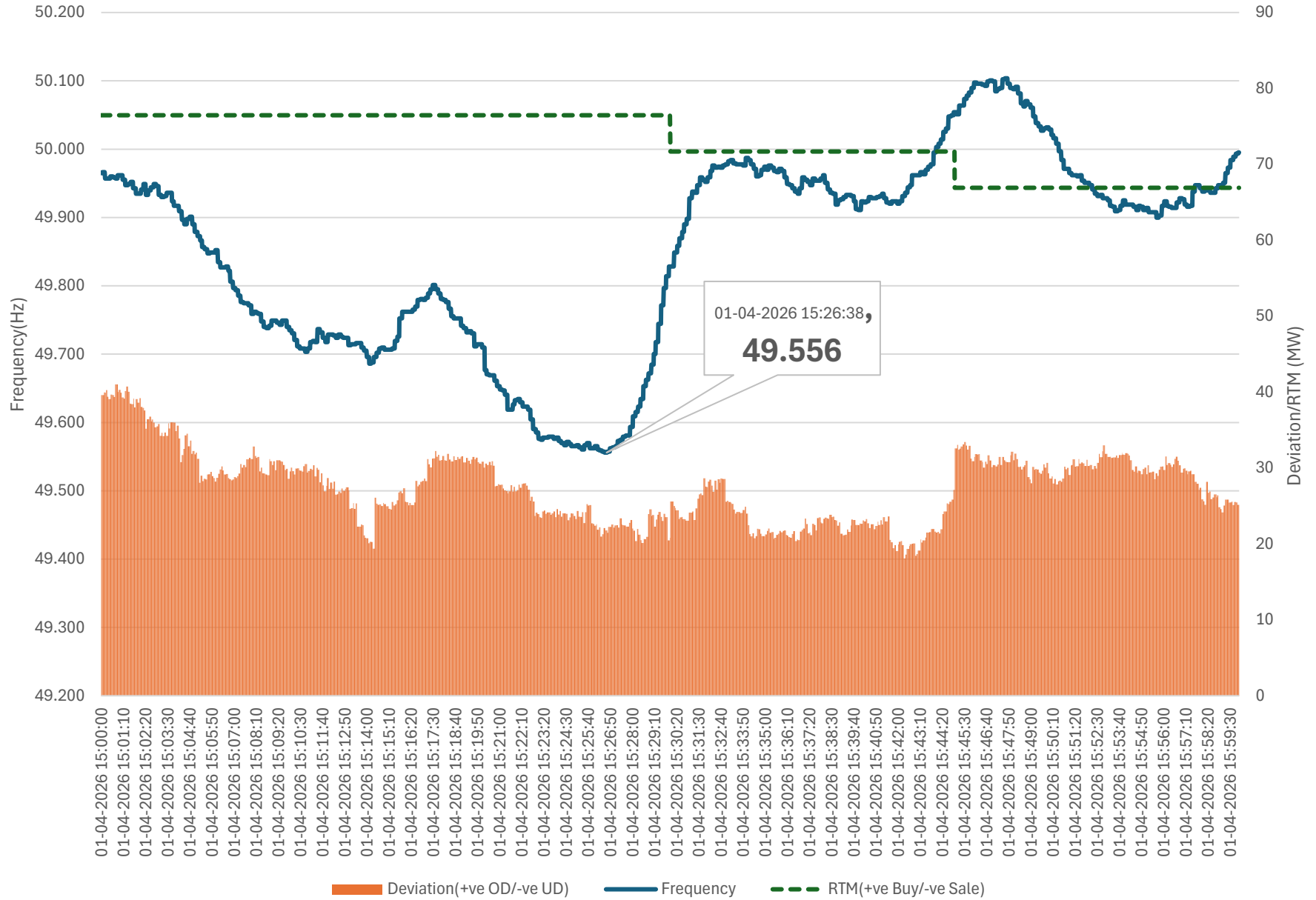
Tripura Frequency vs Deviation(21st March 2026)



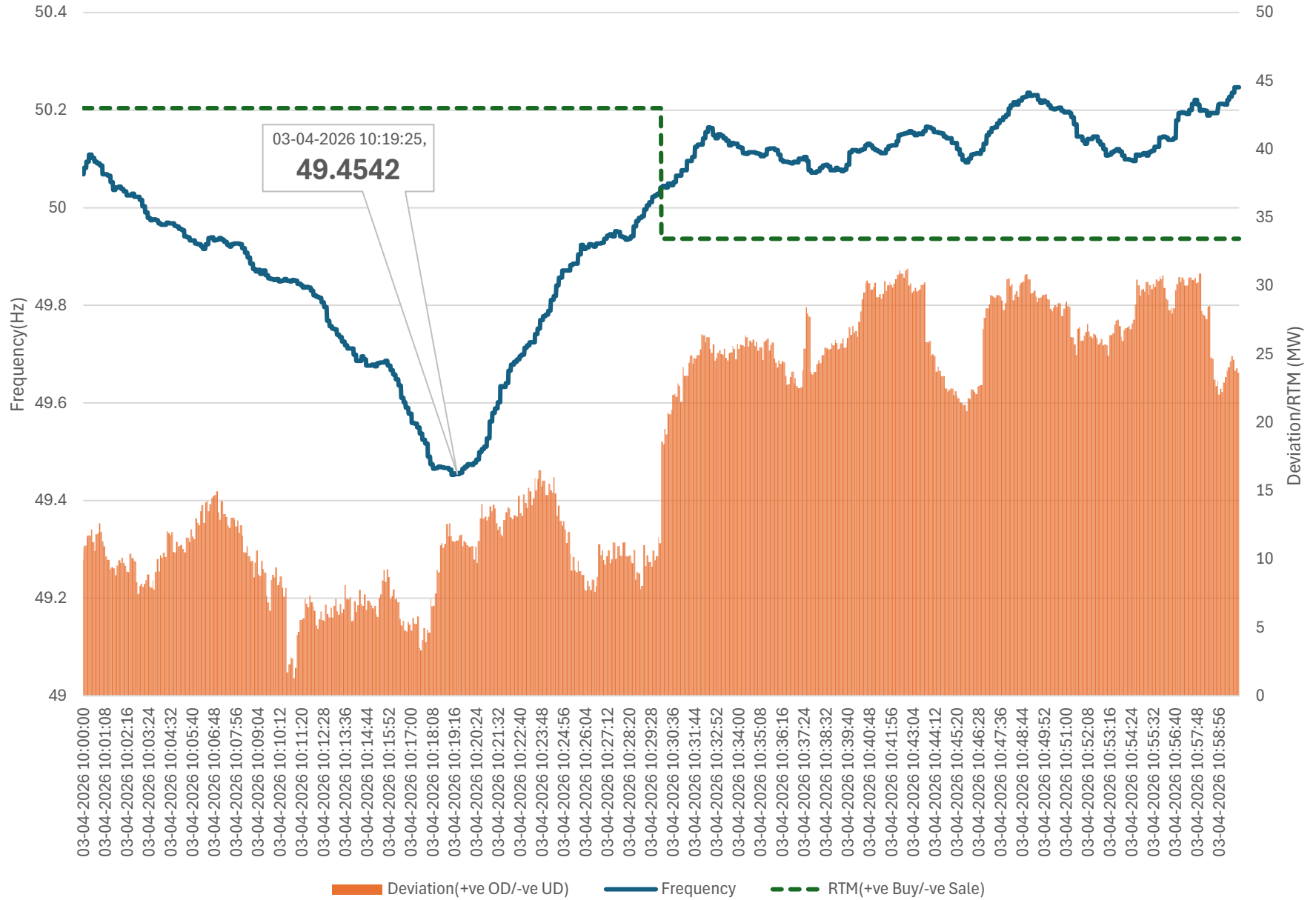
Tripura Frequency vs Deviation(30th March 2026)



Tripura Frequency vs Deviation(01st April 2026)



Tripura Frequency vs Deviation(03rd April 2026)



ANNEXURE 2.15

Grading of Median FRP of Regional Control Areas for FY 2025-26												
S.No	Date	Time	Region/Area	Generation/Load loss	Bongaigaon TPP	Palatana	Doyang HEP	Kameng HEP	Kopili HEP	Loktak HEP	Panyor HEP	Pare HEP
1	11-May-25	16:51	APL Mundra	2832	29.38	1.83	No Gen	48.18	5.69	No Gen	10.04	0.38
2	12-Jun-25	13:34	RE Complex,NR	1633	3.37	0.93	No Gen	FGMO off due to spillage	0.30	-0.10	No Gen	No Gen
3	16-Jun-25	11:51	400 kV Alipurduar,Bhutan	1322	3.16	1.66	No Gen	FGMO off due to spillage	3.04	-3.95	-0.85	-3.08
4	22-Jul-25	19:46	Tehri and Koteshwar, NR	1437	1.93	-1.18	0.00	FGMO off due to spillage	30.29	0.25	-0.03	0.20
5	29-Jul-25	14:55	RE generation Complex,NR	1100	0.89	0.77	-0.48	FGMO off due to spillage	12.58	0.00	No Gen	No Gen
6	1-Sep-25	14:57	400/220 kV Mandola S/s, Delhi, NR	-1240	3.10	-0.57	0.52	FGMO off due to spillage	3.65	0.00	0.36	0.59
7	24-Sep-25	11:04	Tamil Nadu, SR	2500	1.37	1.30	0.17	FGMO off due to spillage	0.99	-0.26	1.51	0.40
8	24-Sep-25	11:32	Tamil Nadu, SR	1400	2.09	0.90	0.12	FGMO off due to spillage	5.83	0.78	1.79	0.24
9	15-Oct-25	12:11	220 kV Bhadla S/s, NR	1855	6.84	1.35	0.10	FGMO off due to spillage	-0.44	0.25	No Gen	No Gen
10	16-Dec-25	06:34	Obra_C TPS, NR	1252	9.02	-2.85	No Gen	8.48	No Gen	No Gen	No Gen	No Gen
11	14-Jan-26	13:38	RE generation Complex & RAPP-D, NR	2281	0.87	3.21	No Gen	No Gen	No Gen	No Gen	No Gen	No Gen
12	14-Jan-26	14:05	RE generation Complex,NR	3787	4.12	3.45	No Gen	No Gen	No Gen	No Gen	No Gen	No Gen
13	14-Jan-26	14:09	RE generation Complex,NR	925	-1.74	-1.62	No Gen	No Gen	No Gen	No Gen	No Gen	No Gen
14	30-Jan-26	11:08	400 kV Simhadri, SR	-1214	0.29	-1.50	No Gen	No Gen	No Gen	0.36	No Gen	No Gen
15	13-Feb-26	12:14	RE generation complex, NR	740	45.97	-7.72	No Gen	No Gen	No Gen	No Gen	No Gen	No Gen
16	22-Feb-26	22:56	Sterilite Thermal power station, ER	1470	12.73	-0.90	No Gen	2.44	2.54	No Gen	No Gen	No Gen
17	22-Feb-26	23:00	Sterilite Thermal power station, ER	-1353	4.29	17.57	No Gen	18.67	73.62	No Gen	No Gen	No Gen
18	3-Mar-26	11:42	RE generation complex, NR	1197	2.80	-0.10	No Gen	No Gen	No Gen	No Gen	No Gen	No Gen
Median					3.13	0.83	0.11	13.58	3.65	0.00	0.93	0.31
Grading					Excellent	Average	Poor	Excellent	Excellent	Poor	Good	Poor

Subansiri
Lower
HEP
NA
NA
NA
NA
NA
NA
NA
NA
NA
NA
-0.89
0.00
0.00
0.85
No Gen
0.74
-0.81
-0.17
0.00
Poor

Grading of Median FRP of Regional Control Areas for FY 2024-25

S.No	Date	Time	Region/Area	Generation/Load loss	Arunachal Pradesh	Assam	Manipur	Meghalaya	Mizoram	Nagaland	Tripura	NER
1	11-May-25	16:51	APL Mundra	2832	-3.80	-1.25	NA	1.20	-5.38	-5.10	-11.22	3.25
2	12-Jun-25	13:34	RE Complex,NR	1633	-3.63	0.80	NA	1.99	-4.91	-2.78	1.48	0.56
3	16-Jun-25	11:51	400 kV Alipurduar,Bhutan	1322	3.34	1.93	NA	-10.60	1.10	11.54	0.77	0.86
4	22-Jul-25	19:46	Tehri and Koteswar, NR	1437	-13.00	-0.25	NA	8.67	1.50	1.15	2.60	1.76
5	29-Jul-25	14:55	RE generation Complex,NR	1100	4.61	2.09	NA	0.00	0.20	0.02	1.11	1.75
6	1-Sep-25	14:57	400/220 kV Mandola S/s, Delhi, NR	-1240	1.03	-2.94	NA	6.30	-4.57	0.42	-0.86	0.20
7	24-Sep-25	11:04	Tamil Nadu, SR	2500	-2.60	0.98	NA	-0.83	0.23	0.46	0.10	1.01
8	24-Sep-25	11:32	Tamil Nadu, SR	1400	2.03	1.44	NA	0.77	-0.51	0.08	-0.24	1.08
9	15-Oct-25	12:11	220 kV Bhadla S/s, NR	1855	28.38	-1.00	NA	2.28	6.34	0.94	0.18	0.79
10	16-Dec-25	06:34	Obra_C TPS, NR	1252	-2.60	-3.84	NA	2.63	-0.98	0.03	-4.20	0.74
11	14-Jan-26	13:38	RE generation Complex & RAPP-D, NR	2281	0.96	1.00	NA	-0.56	-0.64	-1.57	1.58	0.56
12	14-Jan-26	14:05	RE generation Complex,NR	3787	-0.84	0.45	NA	1.03	0.44	-1.00	1.42	1.07
13	14-Jan-26	14:09	RE generation Complex,NR	925	-11.38	-1.32	NA	1.27	-1.41	-0.54	0.47	-1.51
14	30-Jan-26	11:08	400 kV Simhadri, SR	-1214	-1.56	0.01	NA	2.42	-0.51	5.51	-0.57	0.29
15	13-Feb-26	12:14	RE generation complex, NR	740	8.65	7.39	NA	15.52	1.32	-3.94	-10.29	-0.19
16	22-Feb-26	22:56	Sterilite Thermal power station, ER	1470	17.51	2.24	NA	5.53	0.43	-0.65	3.11	2.88
17	22-Feb-26	23:00	Sterilite Thermal power station, ER	-1353	6.53	1.64	NA	2.60	-0.19	-1.81	1.71	4.95
18	3-Mar-26	11:42	RE generation complex, NR	1197	3.57	2.43	NA	0.20	-3.25	0.78	0.63	0.21
Median					0.99	0.89	NA	1.63	-0.35	0.03	0.55	0.82
Grading					Good	Good	NA	Excellent	Poor	Poor	Below Average	Average