

Action taken report by NERPC

SI No	ISSUES (29th TCC/RPC)	Action to be taken by NERPC	status
1	Inclusion of Sikkim in NERPC	A committee has to be formed with members from NLDC, NERLDC, NERPC, Powergrid and Assam to study and resolve the operational, technical and commercial issues arising out of inclusion of Sikkim in NERPC. The committee to submit the report in two months	Committee constituted and two meetings held .Report prepared and submitted for approval of TCC/RPC
2	Exemption/reduction of NPV for projects within NER	A resolution to be sent to MOEFCC and MoP on the matter	Resolution sent
3	Rationalization of SRAS and TRAS quantum	A resolution to be sent to MoP on the matter to address the concerns of NER states	Resolution sent . Grid India to update the matter.
4	Capacity building for NER constituents on emerging technologies of Power Sector to be funded through PSDF or any other funds NERPC	a resolution to be sent to MoP for expediting PSDF funding or any other funding, for the program	DPR sent to PSDF on 14.10.2025

5	Creation of "Training" head under NERPC Establishment Fund for training purpose for the constituents	NERPC to creat the traing head for facilitating the domesstic training for constituents	Fund will be utilized from Establishment fund.
6	Funding of proposals for strengthening of Intra State Transmission System of NER approved by CEA and CTU up to 2032 time frame	A resolution to be sent to MoP for funding of Intra- State transmission 2031-32 time frame.	Resolution sent
7	Proposed fund for procurement of Furniture and maintenance of Guest House/Transit Camp at Guwahati for NERPC Members	Forum aproved the fund. NERPC to carry out the necessary work	Tender floated. Technical evalaution is in progress.

**CENTRAL ELECTRICITY REGULATORY COMMISSION
(NEW DELHI)**

Suo-Motu Petition No. 9/SM/2024

Coram:

Shri Jishnu Barua, Chairperson

Shri Ramesh Babu V., Member

Shri Harish Dudani, Member

Date of Order : 7th October, 2024

In the matter of :

Planning for safe, secure, and reliable integrated operation of the power system during critical periods arising on account of seasonal variations wherein the electricity demand increases rapidly by undertaking specific measures to mitigate the risks on the power system, under clause (h) of sub-section (1) of Section 79 of the Electricity Act, 2003 and the Regulation 31 of the Central Electricity Regulatory Commission (Indian Electricity Grid Code) Regulations, 2023.

And in the matter of :

1. National Load Despatch Centre,
Grid Controller of India Ltd. (CIN U40105DL2009GOI188682)
B-9 (1st Floor), Qutab Institutional Area, Katwaria Sarai,
New Delhi -110016
2. Northern Regional Load Despatch Centre,
Grid Controller of India Ltd.
18-A, Shaheed Jeet Singh Sansanwal Marg,
Katwaria Sarai, New Delhi -110016
3. Western Regional Load Despatch Centre, Mumbai
Grid Controller of India Ltd.
F-3, M.I.D.C. Area, Marol Andheri (East),
Mumbai -400093
4. Southern Regional Load Despatch Centre
29, Race Course Cross Road,
Bangalore -560009



5. Eastern Regional Load Despatch Centre, Kolkata
Grid Controller of India Ltd. 14, Golf Club Road, Tollygunge, Kolkata -700 03
6. North Eastern Load Despatch Centre, Shillong
Grid Controller of India Ltd.
Lower, Nongrah, Lapalang, Shillong,
Meghalaya 793006
7. The Chief Engineer,
State Load Dispatch Centre,
SLDC Complex. PSTCL,
Near 220 kV G/Stn,
Ablowal, Patiala- 147001
8. The Chief Engineer (LD),
Electricity Department,
UT Secretariat,
Sector - 9D, UT of Chandigarh-160009
9. The Managing Director,
Himachal Pradesh Power Transmission Corporation Limited,
Barowalias House,
Khalini, Shimla-171002
10. The Executive Director,
State Load Dispatch Centre,
Delhi Transco Ltd, 33kV Substation Building,
Minto Road, New Delhi, 110002
11. The Superintending Engineer
State Load Dispatch Centre.
Rajasthan Rajya Vidya Prasaran Nigam Limited.
Ajmer Road, Heerapur. Jaipur – 302004
12. The Managing Director,
State Load Dispatch Centre,
Haryana,
Behind BBMB Power house,
Sewah, Panipat, Haryana 132103
13. The Chief Engineer
State Load Dispatch Center,
SLDC Complex TOTU,
Shimla, Himachal Pradesh-17 10 1 1
14. The Director,
State Load Dispatch Centre,



Uttar Pradesh Power Transmission Corporation Limited (UPPTCL),
Phase II, Vibhuti Khand, Lucknow- 226001

15. The Chief Engineer,
State Load Dispatch Centre,
Vidyut Bhawan, Saharanpur Road Majra,
Near ISBT Dehradun-248001
Uttarakhand
16. The Chief Engineer,
Maharashtra State Load Dispatch Centre,
Thane-Belapur Road. Airoli
Navi Mumbai-400 708
17. The Chief Engineer,
State Load Dispatch Centre,
Gujrat Energy Transmission Corporation Limited (GETCO),
GSSC Compound Near TB Hospital,
Gotri Road, Gotri, Vadodara - 390 021
18. The Chief Engineer (LD),
State Load Dispatch Centre (SLDC),
Chhattisgarh State Power Transmission Co. Ltd.
Danganiya, Raipur, Chhattisgarh- 492013
19. The Chief Engineer,
State 3 Dispatch Centre,
MP Power Transmission Co. Ltd
Nayagaon, Rampur, Jabalpur-482008
20. The Chief Engineer (Electrical),
State Load Dispatch Centre (SLDC),
Race Course Cross Road, A. R. Circle, Bengaluru-560009
21. The Chief Engineer,
State Load Dispatch Centre (SLDC),
Transmission corporation of Andhra Pradesh Limited (APTRANSCO),
Vidvut Soudha, Gunadala,
Eluru Road Vijayawada, Andhra Pradesh 520004
22. The Chief Engineer/Operation,
State Load Dispatch Centre,
Tamil Nadu Transmission Corporation Limited (TANTRANSCO),
144 Anna Salai, Chennai- 600002
23. The Chief Engineer,



State Load Despatch Centre (SLDC), Transmission Corporation of
Telangana Ltd. (TSTRANSCO),
Vidvut Soudha, Khairatabad. Hyderabad- 500 082

24.The Chief Engineer (Transmission- System Operation),
State Load Despatch Centre (SLDC)
Vaidyuthi Bhavanam, Pottam, Trivandrum- 695 009 Kerala

25.The Chief Engineer (TRANS., O&M),
State Load Despatch Center (SLDC),
Bihar State Power Transmission Company Limited (BSPTCL),
4th Floor, Vidyut Bhawan, Bailey Road, Patna-1

26.The Chief Load Despatcher,
State Load Despatch Centre (SLDC),
SLDC Building. GR1DCO Colony,
P.O. Mancheswar Railway Colony,
Bhubaneswar- 751017

27.The Chief Engineer,
State Load Despatch
Center, Jharkhand Urja Sancharan Nigam Limited,
Engineering Building, H.E.C.,
Dhurwa. Ranchi – 834004

28.The Chief Engineer,
West Bengal State Load Despatch Centre WBSLDC),
Danesh Seikh Lane,
Andul Road, Howrah-711109

29.The Additional Chief Engineer,
State Load Despatch Centre (SLDC),
Power Department, Govt. of Sikkim, Gangtok-737201

30.The Chief Engineer,
State Load Despatch Centre (SLDC), Damodar
Valley Corporation (DVC), Danesh Saikh Lane,
Andul Road, Howrah 711109

31.The Executive Engineer (SLDC),
Department of Power,
Government of Arunachal Pradesh,
National Highway 52A,Vidyut Bhawan, Itanagar-791111

32.The Asst. General Manager,
SLDC Division,
Assam Electricity Grid Corporation Ltd.,



ASEB Colony, Power House Kahilipara,
Guwahati-781 019

33. The Superintending Engineer,
P&E Office Complex, North Block (III Floor)
Electric Veng, Aizawl- 796001, Mizoram.
34. The Superintending Engineer,
Load Despatch Centre
Meghalaya Power Transmission Corporation Limited,
Short Round Road,
Lum Jingshai, Meghalaya, Shillong 793022.
35. The Chief Engineer,
Department of Power Govt. of Nagaland, Kohima-797 001
36. The General Manager, State Load Despatch Centre
Manipur State Power Company Ltd (MSPCL)
Electricity Complex, Keisumphat Junction,
Imphal-795001, Manipur.
37. The Director (Tech.),
Tripura State Electricity Corporation Ltd (TSECL),
Banamalipur, Agartala -799 001
38. Northern Regional Power Committee, New Delhi
Shaheed Jeet Singh Marg,
Qutab Institutional Area,
New Delhi -110016
39. Western Regional Power Committee, Mumbai
M.I.D.C. Central Road,
Krantiveer Lakhuji Salve Marg, Seepz,
Andheri East, Mumbai, Maharashtra-400093
40. Southern Regional Power Committee,
29, Race Course Rd, Nehru Nagar,
Gandhi Nagar, Bengaluru,
Karnataka 560009
41. Eastern Regional Power Committee, Kolkata
14, Golf Club Rd, Golf Gardens,
Tollygunge, Kolkata,
West Bengal- 70003316
42. North Eastern Regional Power Committee,
Jowai Rd, Umpling, Shillong,



Meghalaya-793006

43. Central Electricity Authority,
Sewa Bhawan, R. K. Puram, Sector-1,
New Delhi

...Respondents

ORDER

This Commission, in the exercise of the powers conferred under Section 178 read with Section 79(1)(h) of the Electricity Act, 2003 (hereinafter referred to as “the Act”), has specified CERC (Indian Electricity Grid Code), Regulations 2023 (hereinafter referred to as “the Grid Code”) on 29.05.2023 effective from 1.10.2023. Section 28(2) of the Act provides that the Regional Load Despatch Centre shall comply with such principles, guidelines and methodologies in respect of wheeling and optimum scheduling and despatch of electricity as the Central Commission may specify in the Grid Code. Section 29(1) of the Act provides that the Regional Load Despatch Centre shall issue such directions and exercise such supervision and control as may be required for ensuring the stability of the grid operation and for achieving the maximum economy and efficiency in the operation of the power system in the region under its control. Section 33(3) of the Act provides that the State Load Despatch Centre shall comply with the directions of the Regional Load Despatch Centre (“RLDC”). Section 29(4) of the Act provides that the Regional Power Committee in the region may, from time to time, agree on matters concerning the stability and smooth operation of the integrated grid and the economy and efficiency of the power system within the region. Therefore, the Act envisages and assigns responsibilities to the



Regional Load Despatch Centres and State Load Despatch Centres as apex bodies at the regional level and state level, respectively, to ensure safe, secure, stable, and integrated operation of the power system in the respective region or the state, as the case may be, and to the Regional Power Committees to coordinate among the constituents in their respective regions to achieve agreement with regard to stability and smooth operation of the integrated grid.

2. Regulation 31 of the Grid Code provides for the time horizon for operational planning, demand estimation, generation estimation, and adequacy of resources for the purpose of operational planning in the following manner: -

(a) For operational planning, National Load Despatch Centre, Regional Load Despatch Centres, and State Load Despatch Centres have been assigned the responsibility to carry out operational planning within their respective control areas on Intra-day, Day Ahead, and Weekly time horizons.

(b) For demand estimation, the State Load Despatch Centres are mandated to carry out demand estimation as part of operational planning for both active power and reactive power incidents on the transmission systems based on the details collected from distribution licensees, grid-connected distributed generation resources, captive power plants and other bulk consumers embedded within the State and to estimate the peak and off-peak demand on a weekly and monthly basis for load - generation balance planning as well as for operational planning. Based on the demand estimate furnished by SLDCs and other entities directly connected to the ISTS, RLDCs shall prepare regional



demand estimates based on which NLDC shall prepare national demand estimates.

(c) For generation estimation, RLDCs have been mandated to forecast generation from wind, solar, ESS, and renewable energy hybrid generating stations, which are regional entities, and SLDCs have been mandated to forecast generation from such resources which are intra-State entities for different time horizons, for the purpose of operational planning.

(d) SLDCs are required to estimate and ensure adequacy of resources, identify generation, demand response capacity, and generation flexibility requirements, and furnish time block-wise information for the following day in respect of all intra-State entities to the concerned RLDCs who shall validate the adequacy of resources with due regard to the aggregated demand forecast for the control area, renewable energy generation forecast for the control area, injection schedule of intra-State entity generating stations, requisition from regional entity generating stations, secondary and planned procurement through tertiary reserve requirements, and planned procurement through bilateral or collective transactions.

3. Regulation 33 provides that based on the operational planning analysis data, NLDC, RLDCs, and SLDCs shall carry out operational planning studies in real time, intra-day, day-ahead, and weekly basis, and RPCs shall carry out operational planning studies on monthly/yearly basis. This Regulation further provides that operational studies shall be carried out to assess whether the planned operations would result in



deviations from any of the operational limits defined under the Grid Code and applicable standards issued by the Central Electricity Authority. Regulation 33 further enjoins upon Regional Power Committees to monitor significant deviations for early resolution. NLDCs, RLDCs, RPCs, and SLDCs are required to develop operating plans to address potential deviation from system operational limits identified as a result of the operational planning study and communicate the same to the users in advance for taking corrective measures. The detailed reasons and explanations given by the users shall be discussed in the monthly operation sub-committee of the respective regions, and quarterly reports shall be submitted by RPCs to the Commission and CEA.

4. An extract of Regulations 31 and 33 of the Grid Code is enclosed in this order for the convenience of reference.

5. The Commission sought details of the load-generation scenario for the months of September and October 2024 from NLDC, followed by meetings of the Commission with the officers of NLDC. NLDC has submitted forecast scenarios for the months of September 24 and October 2024. The NLDC has also conducted the meeting of the Forum of Load Despatchers to ensure the proper projection of demand by the State Load Despatch Centre. We have considered the peak demand forecast for the month of October 2024. A summary of these scenarios is as under:-



Table 1: Peak demand forecast and load generation balance during Oct-24
(in GW)

	Oct-24
Demand Forecast	
Peak Demand forecast	230
Peak Demand (including ISTS losses) forecast	232.2
Available generation (other than thermal generation)	59.4
Ex-bus Thermal Requirement (without reserve)	172.8
Gross Thermal Requirement (without reserve)	187.9
Estimated Thermal Generation	
Net available thermal capacity	182.20
Availability of generation required	
Additional generation required	5.7
Additional generation required (with reserve 3% of peak demand)	12.60

It is observed from the above table that the projected load generation balance based on peak demand during October 2024 indicates the requirement for additional generation. The rise in demand during solar generation hours can be met from renewable generation provided the solar generation is as per the past trends. However, during non-solar hours (including evening and morning peaks), there is a requirement of additional requirement of Generation resources of about 12.60 GW with a reserve requirement of 3% to meet contingency.

6. The Grid Code enjoins the responsibility upon all concerned stakeholders to ensure stable and economic operation of power system and resolve the issues of significant deviations, if any. The Commission, taking cognizance of the previous year's record, intends to impress upon all the stakeholders that there is an imperative need for prudent planning of load generation balance and issue of alerts to all the grid-connected user entities of the concerned control areas to make them aware about the

anticipated challenges in the operation of the power system and for undertaking the preventive measures as may be required to maintain load generation balance.

7. The Commission is of the view that there is a need to sensitize all the stakeholders, monitor their actions, and bring about behavioural changes through specific and proactive regulatory interventions. The Commission believes that it is advisable to take preventive *ex-ante* measures instead of the *ex-post* reactive measures of finding instances of violation of the Grid Code, initiating penal proceedings for violation, and imposing penalty under the provisions of the Act. This proactive approach would also help to encourage collective efforts on the part of the National Load Despatch Centre, Regional Load Despatch Centres, State Load Despatch Centres, and the grid connected entities to make concerted efforts to ensure stable and economic operation of the grid.

8. The projected requirement of generation is significantly higher than the annual growth of the electricity demand and the addition of generation capacity. The projected requirement of thermal generation during October, 2024 needs proper operational planning and adequacy of resources in terms of Regulation 31(4) of the Grid Code. Any uncertain variation in the electricity demand arising on account of seasonal variations leading to a rapid increase in demand causes undesirable stress in the power system. The steep rise in electricity demand without adequate generation sources may put the power system operation at risk. It is the statutory responsibility of the RLDCs and SLDCs to carry out the operational planning for the increase in demand due to seasonal variations while discharging their functions under Sections 28



and 32 of the Act, respectively, read with the provisions of Regulations 31 and 33 of the Grid Code. 12. In light of the above, the Commission feels that there is a need to prepare the system operators and the stakeholders to meet the situation arising out of the abrupt increase in demand due to seasonal variations, especially during October 2024. Regulation 60 of the Grid Code empowers the Commission to issue practice directions through suo-moto proceedings with regard to implementation of the provisions of the said Regulations. Regulation 60 of the Grid Code is extracted as under:-

“60. Issue of Suo Motu Orders and Directions

The Commission may from time to time issue suo motu orders and practice directions with regard to implementation of these regulations and matters incidental or ancillary thereto, as the case may be.”

9. In exercise of the powers vested under Regulation 60, read with all relevant provisions of the Grid Code, the Commission issues the following directions to NLDC, RLDCs, and SLDCs in connection with the implementation of Regulations 31 and 33 of the Grid Code to address the anticipated surge in demand of electricity during October 2024 on account of seasonal variations:

- a) All the State Load Despatch Centres and RLDCs shall furnish the details of operational planning undertaken by them in terms of Regulation 31(4) (a) of the Grid Code especially for October 2024. RLDC shall validate the adequacy of resources in terms of Regulation 31(4)(b) of the Grid Code.
- b) All State Load Despatch Centres and Regional Load Despatch Centres shall prepare the worst-case scenario due to possible surge in demand during the



period 1.10.2024 to 31.10.2024 in their respective control area and submit within seven days to the Commission with a copy to National Load Despatch Centre.

- c) The State Load Despatch Centres or Regional Load Despatch Centres, as the case may be, should assess their demand-generation scenario in the upcoming months, ensure the optimum generation, avoid undesirable planned outages, and advise the generating company to offer their availability. The State Load Despatch Centre or Regional Load Despatch Centre shall ensure the optimum scheduling during the shortage period and surplus power to get despatched during the deficit period.
- d) The Distribution Companies, in case of a shortage scenario, can procure the power from surplus or requisitioned capacity of other states so that optimum despatch can be ensured for safe and reliable power system operations. The State Load Despatch Centre shall monitor the generation-demand deficit of the respective distribution companies.
- e) The generating companies operating their plant with capacity less than its installed capacity due to technical issues, i.e., capacity under partial outage or forced outage, are advised to fix the issues to ensure the maximum generation capacity on-bar.
- f) The draw schedule of the respective control area needs to adhere to prevent the reduction of system frequency. The State Load Despatch Centre or Regional Load Despatch Centre, as the case may be, shall monitor the deviation of the key system parameters.

g) The State Load Despatch Centres or Regional Load Despatch Centres, as the case may be, shall issue the system alerts to their respective grid-connected entities for the possible deficit during the likely surge in demand.

10. The Regional Load Despatch Centres and State Load Despatch Centres shall submit the report on the implementation of the above measures, a load-generation scenario in their respective control areas, and any other measures taken to address the deficit of power supply during the period 1.10.2024 to 31.10.2024.

11. The objective of the present proceedings is to prepare the system operators and other stakeholders to meet the challenges and threats to the power system that may arise due to the abrupt increase in demand. The responses of the SLDCs, RLDCs, and NLDC with regard to the implementation of the measures detailed in para 9 of this order shall, in the first instance, be examined in detail by a Single-Member Bench comprising a Member of the Commission. Accordingly, in the exercise of powers under Section 97 of the Electricity Act, 2003, the Commission nominates Shri Ramesh Babu V., Member, to conduct the proceedings for this purpose. The Single Member Bench shall provide due opportunity to the parties to make their submissions. The Single Member Bench shall have the authority to direct the parties to submit such further information and to take such remedial measures as may be considered necessary. The Single Member Bench shall submit a report to the Commission with regard to the preparedness of the System Operators and other stakeholders to meet the challenges arising on account of the sudden surge in demand for power and his recommendations with regard to the remedial measures to be taken for the future. The



Commission, after consideration of the report of the Single Member Bench shall issue appropriate directions as may be considered appropriate.

12. NLDC, RLDCs, and SLDCs are directed to submit their responses to the measures contained in para 9 of this order by 16.10.2024.

Sd./-
(Shri Harish Dudani)
Member

Sd./-
(Shri Ramesh Babu V)
Member

Sd./-
(Shri Jishnu Barua)
Chairperson



Extract of Regulation 31 and 33 of the Grid Code

31. OPERATIONAL PLANNING

(1) Time Horizon

- (a) Operational planning shall be carried out in advance by NLDC, RLDCs and SLDCs within their respective control areas with Monthly and Yearly time horizons in co-ordination with CTU, RPCs or STUs, as applicable.
- (b) Operational planning shall be carried out in advance by NLDC, RLDCs and SLDCs within their respective control areas on Intra-day, Day Ahead, Weekly time horizons.
- (c) RLDCs in consultation with NLDC shall issue procedures and formats for data collection to carry out:
 - (i) Operational planning analysis,
 - (ii) Real-time monitoring,
 - (iii) Real-time assessments.
- (d) SLDC may also issue procedures and formats for data collection for the above purposes.

(2) Demand Estimation

- (a) Each SLDC shall carry out demand estimation as part of operational planning after duly factoring in the demand estimation done by STU as part of resource adequacy planning referred to in Chapter 2 of these regulations. Demand estimation by SLDC shall be for both active power and reactive power incidents on the transmission system based on the details collected from distribution licensees, grid-connected distributed generation resources, captive power plants and other bulk consumers embedded within the State.

- (b) Each SLDC shall develop methodology for daily, weekly, monthly, yearly demand estimation in MW and MWh for operational analysis as well as resource adequacy purposes. Each SLDC, while estimating demand may utilize state of the art tools, weather data, historical data and any other data. For this purpose, all distribution licensees shall maintain a historical database of demand.
- (c) The demand estimation by each SLDC shall be done on day ahead basis with time block wise granularity for the daily operation and scheduling. In case SLDC observes a major change in demand in real time for the day, it shall immediately submit the revised demand estimate to the concerned RLDC for demand estimate correction.
- (d) Each SLDC shall submit node-wise morning peak, evening peak, day shoulder and night off-peak estimated demand in MW and MVA on a monthly and quarterly basis for the nodes 110 kV and above for the preparation of scenarios for computation of TTC and ATC by the concerned RLDC and NLDC.
- (e) SLDC shall also estimate peak and off-peak demand (active as well as reactive power) on a weekly and monthly basis for load - generation balance planning as well as for operational planning analysis, which shall be a part of the operational planning data. The demand estimates mentioned above shall have granularity of a time block. The estimate shall cover the load incident on the grid as well as the net load incident taking into account embedded generation in the form of roof-top solar and other distributed generation.
- (f) The entities such as bulk consumers or distribution licensees that are directly connected to ISTS shall estimate and furnish such a demand estimate to the concerned RLDC.
- (g) Based on the demand estimate furnished by the SLDCs and other entities directly connected to ISTS, each RLDC shall prepare the regional demand estimate and submit it to the NLDC. NLDC, based on regional demand estimates furnished by RLDCs, shall prepare national demand estimate.



- (h) Timeline for submission of demand estimate data by SLDCs or other entities directly connected to ISTS, as applicable, to the respective RLDC and RPC shall be as follows:
- (i) SLDCs, RLDCs and NLDC shall compute forecasting error for intra-day, dayahead, weekly, monthly and yearly forecasts and analyse the same in order to reduce forecasting error in the future. The computed forecasting errors shall be made available by SLDCs, RLDCs and NLDC on their respective websites.

(3) Generation Estimation

- (a) The modalities of generation estimation by entities shall be as per the Procedure referred to in sub-clause (c) of clause (1) of Regulation 31 of these regulations.
- (b) RLDC shall forecast generation from wind, solar, ESS and Renewable Energy hybrid generating stations that are regional entities and SLDC shall forecast generation from such sources that are intra-state entities, for different time horizons as referred to in clause (1) of Regulation 31 of these regulations for the purpose of operational planning.

(4) Adequacy of Resources

- (a) SLDCs shall estimate and ensure the adequacy of resources, identify generation reserves, demand response capacity and generation flexibility requirements with due regard to the resource adequacy framework as specified under Chapter 2 of these regulations.
- (b) SLDCs shall furnish time block-wise information for the following day in respect of all intra-state entities to the concerned RLDC who shall validate the adequacy of resources with due regard to the following:
 - (i) Demand forecast aggregated for the control area;
 - (ii) Renewable energy generation forecast for the control area;

- (iii) Injection schedule for intra-State entity generating station;
- (iv) Requisition from regional entity generating stations;
- (v) Secondary and planned procurement through Tertiary reserve requirement;
- (vi) Planned procurement of power through other bilateral or collective transactions, if any.

33. OPERATIONAL PLANNING STUDY

- (1) Based on the operational planning analysis data, operational planning study shall be carried out by various agencies for time horizons as under:
- (2) SLDCs, RLDCs and NLDC shall utilize network estimation tool integrated in their EMS and SCADA systems for the real time operational planning study. All users shall make available at all times real time error free operational data for the successful execution of network analysis using EMS/SCADA. Failure to make available such data shall be immediately reported to the concerned SLDC, the concerned RLDC and NLDC along with a firm timeline for restoration. The performance of online network estimation tools at SLDC and RLDC shall be reviewed in the monthly operational meeting of RPC. Any telemetry related issues impacting the online network estimation tool shall be monitored by RPC for their early resolution.
- (3) SLDCs shall perform day-ahead, weekly, monthly and yearly operational studies for the concerned State for:
 - (a) assessment and declaration of total transfer capability (TTC) and available transfer capability (ATC) for the import or export of electricity by the State. TTC and ATC shall be revised from time to time based on the commissioning of new elements and other grid conditions and shall be published on SLDC website with all the assumptions and limiting constraints;



- (b) planned outage assessment;
 - (c) special scenario assessment;
 - (d) system protection scheme assessment;
 - (e) natural disaster assessment; and
 - (f) any other study relevant in operational scenario.
- (4) RLDCs and NLDC shall perform day-ahead, weekly, monthly and yearly operational studies for:
- (a) assessment of TTC and ATC at inter-regional, intra-regional, and inter-state levels;
 - (b) planned outage assessment;
 - (c) special scenario assessment;
 - (d) system protection scheme assessment;
 - (e) natural disaster assessment; and
 - (f) any other study relevant to operational scenarios
- (5) RLDC shall assess intra-regional and inter-state level TTC and ATC and submit them to NLDC. NLDC shall declare TTC and ATC for import or export of electricity between regions including simultaneous import or export capability for a region, and crossborder interconnections 11 (Eleven) months in advance for each month on a rolling basis. TTC and ATC shall be revised from time to time based on the commissioning of new elements and other grid conditions and shall be published on the websites of the NLDC and respective RLDCs with all the assumptions and limiting constraints
- (6) Operational planning study shall be done to assess whether the planned operations shall result in deviations from any of the system operational limits defined under these regulations and applicable CEA Standards. The deviations, if

any, shall be reviewed in the monthly operational meeting of RPC and significant deviations shall be monitored by RPC for early resolution.

- (7) NLDC, RLDCs, RPCs and SLDCs shall maintain records of the completed operational planning study, including date specific power flow study results, the operational plan and minutes of meetings on operational study.
- (8) NLDC, RLDCs, RPCs and SLDCs shall have operating plans to address potential deviations from system operational limit identified as a result of the operational planning study. These operating plans shall be communicated to users in advance so that they can take corrective measures. In case any user is unable to adhere to such an operating plan, it shall inform the respective SLDC, RLDC and NLDC in advance with detailed reasons and explanations for the non-adherence. These detailed reasons and explanations shall be discussed in the monthly operation sub-committee of the respective region and a quarterly report shall be submitted by the respective RPC to the Commission and CEA.
- (9) Each SLDC shall undertake a study on the impact of new elements to be commissioned in the intra-state system in the next six (6) months on the TTC and ATC for the State and share the results of the studies with RLDC.
- (10) Each RLDC shall undertake a study on the impact of new elements to be commissioned in the next six (6) months in (a) the ISTS of the region and (b) the intrastate system on the inter-state system and share the results of the studies with NLDC
- (11) NLDC shall undertake study on the impact of new elements to be commissioned in the next six (6) months in (a) inter-regional system, (b) cross-border link and (c) intraregional system on the inter-regional system.
- (12) NLDC, RLDCs and SLDCs shall compare the results of the studies of the impact of new elements on the system and transfer capability addition with those of the interconnection and planning studies by CTU and STUs, and any significant

variations observed shall be communicated to CEA, RPCs, CTU and STUs for immediate and long-term mitigation measures.

- (13) Defense mechanisms like system protection scheme, load-rejection scheme, generation run-back, islanding scheme or any other scheme for system security shall be proposed by the concerned user or SLDC or RLDC or NLDC and shall be deployed as finalized by the respective RPC.



No. 34/7/2025-TRANSMISSION(MoP)
Government of India
Ministry of Power
Shram Shakti Bhawan, Rafi Marg, New Delhi- 110001

Dated the 11th May, 2025

To,

CMD,
POWERGRID
Gurugram

Subject: Disaster Preparedness of Transmission Infrastructure – reg.

Sir,

I am directed to refer to the meeting chaired by Secretary (Power) held on 10.05.2025, to review the disaster preparedness of Grid Operations and Transmission Infrastructure in view of prevailing security situation. Based on the decisions taken in the meeting, the following actions may be taken:

- (i) To immediately **place orders for 20 sets (300 towers) ERS**, under Make In India, to meet potential requirement in the states through emergency procurement process.
 - (ii) To organise a **Training Programe** in Meerut on 14-5-2024, in consultation with CEA, on the use and deployment of Emergency Restoration Systems for officials from State Transmission Utilities (STUs) of J&K, Ladakh, Punjab, Rajasthan, Gujarat, Delhi and Haryana.
 - (iii) To plan construction of bunkers at critical transmission substations (400 kV and above, HVDC, etc.) in close proximity to the border, in consultation with the Local Military Authority.
3. This issues with the approval of Competent Authority.

Yours faithfully,

(Naorem Indrakumar Singh)

Under Secretary (Trans)

Tele Fax: 011-23325242

E-mail: transdesk-mop@nic.in

Copy to:

1. Chairperson, CEA
2. Chief Engineer (NPC), CEA – with request to communicate with all STUs of the Northern and Western Regions, either directly or through the Member Secretaries of the respective Regional Power Committees, to ensure the nomination of at least four officials (preferably with relevant seniority and practical experience) for the training.
3. State Transmission Utilities of J&K, Ladakh, Punjab, Rajasthan, Gujarat, Delhi and Haryana
4. Sr. PPs/ PPS/PS to Secretary (Power)/ AS (Trans)/ JS (Trans)/ Director (Trans)/ Director (PG), Ministry of Power

[Handwritten signature]
11/5/25

No. 34/7/2025-TRANSMISSION(MoP)
Government of India
Ministry of Power
Shram Shakti Bhawan, Rafi Marg, New Delhi- 110001

Dated: 19th August, 2025

To,
The Chairman & Managing Director,
POWERGRID,
Gurugram

Sub: Disaster Preparedness of Transmission Infrastructure: Procurement of 20 sets (300 Towers) of Emergency Restoration System (ERS) under Make in India – reg.

I am directed to refer to POWERGRID's letter no. CC/AM/DO/2025-26/01 dated 09.06.2025 regarding procurement of 20 sets (300 towers) of Emergency Restoration System (ERS) under Make in India.

2. In this regard, I am directed to convey the in-principle approval of this Ministry for procurement of 20 sets (300 towers) ERS under Public Procurement (Preference to Make in India) through regulated tariff mechanism.
3. POWERGRID shall keep and maintain these ERS at suitable locations to meet the requirement of stakeholders during contingencies.
4. Further, CERC is requested to treat the above procurement under common pool for utilization of the ERS towers for State Transmission Utilities in case of any disaster/emergency requirements.
5. This issues with the approval of Competent Authority.

Encl: As above


(Naorem Indrakumar Singh)
Under Secretary (Trans)
Tele-fax: 011-23325242
Email: transdesk-mop@nic.in

Copy to:
Secretary, CERC, New Delhi

Central Sector Locations in North-Eastern Region for PMU placement under URTDSM Project Phase-II ISTS Portion

S.No	kV S/S or MW of Gen Unit	Name of Station	Owner Utility	Name of Feeder	Element Type	No of PMUs
1	400	BNC HVDC Node (Converter Transformer Sides)	PGCIL	To monitor both the pairs of converter Transformer (Y/Δ & Δ/Y types), 400 kV BNC-Subhansri III & IV ,400/132 kV ICT I & II (PGCIL), 132 kV BNC-Pavoi D/C (PGCIL), 50 MVAR Line reactor of 400 kV BNC-Lower subansiri I & II (PGCIL), Filter Bank -I, II,III & 80 MVAR BR-I & II (PGCIL)		5
2	132	Monarchak	NEEPCO	132 kV Monarchak - Rokhia line (TSECL) and 132 kV Monarchak - Udaipur line (TSECL)		1
3	132	RC Nagar	NEEPCO	132 kV R C Nagar - Agartala D/C (PGCIL) and 132 kV R C Nagar - Kumarghat Line (PGCIL)		2
4	400	Mariani(PG)	PGCIL	400/220 kV ICT I and II, 220 kV Bus-I & II, 400 kV Misa-Mariani(PG) D/C (PGCIL), 125 MVAR Bus Reactor-I & II(PGCIL), 125 MVAR BR-I & II and 20 MVAR Bus reactor at Mariani(PG)(PGCIL)		1
5	400	Silchar	PGCIL	400/132 kV ICT I (PGCIL), II (PGCIL), III (PGCIL), 132 kV Silchar-Srikona D/C(PGCIL), 132 kV Silchar-Hailakand D/C(PGCIL), 132 kV Silchar-Melriat D/C(PGCIL), 400 kV Silchar-Imphal(PG) D/C (PGCIL), 125 MVAR Bus Reactor-II(PGCIL), 63 MVAR Bus reactor - I (PGCIL) & II(PGCIL), 50 MVAR L/R 400 kV Palatana-Silchar D/C (PGCIL), 63 MVAR L/R of 400 kV Silchar-Azara (PGCIL) & 400 kV Silchar-Killing(PGCIL)		1
6	220	Salakati(PG)	PGCIL	220 kV Salakati-Bongaigaon D/C (PGCIL), 220 kV Salakati-BTPS II line(PGCIL), 220/132 kV ICT I (PGCIL), II (PGCIL) & III (PGCIL) , 132 kV Salakati-Gelephu line (both end)(PGCIL) and 132 kV Salakati Bus-1 (PGCIL)		2
7	400	Misa	PGCIL	400/220 kV ICT I(PGCIL), II (PGCIL), III (PGCIL), 220 kV Misa-Killing D/C(MeECL) , 80 MVAR Line reactor of 400 kV Silchar-Misa I (PGCIL), 80 MVAR Line reactor of 400 kV Silchar-Misa II (PGCIL), 50 MVAR Bus reactor & 80 MVAR Bus reactor(PGCIL)		5
8	220	Kathalguri	NEEPCO	220 kV Bus-I(NEEPCO) & II (NEEPCO, 220kV Kathalguri-Mariani(old) S/C (PGCIL), 220 kV Kathalguri-Deomali S/C (DoP, Arunachal Pradesh) & 220 kV AGBPP-Mariani(PG) S/C(PGCIL)		1
9	400	Balipara	PGCIL	220 kV Bus-I & II, 400/220 kV ICT I & II, 220/132 kV ICT I & II(PGCIL), 220 kV Balipara-Sonabil D/C (PGCIL/AEGCL) , 125 MVAR Bus reactor & 50 MVAR Line reactor of 400 kV Balipara-Bongaigaon I & II(PGCIL)		1
10	400	BGTPP	PGCIL	220 kV Bus-I & II,400 kV Bongaigaon-BGTPP D/C(PGCIL) & 400/220 kV ICT I & II(NTPC)		1
11	400	BONGAIGAON (PG)	PGCIL	220 kV Bus-I(PGCIL) & II (PGCIL), 400 kV Bongaigaon-Alipurduar D/C (ENICL) & 400/220 kV ICT I(PGCIL) & II(PGCIL), 125 MVAR Bus Reactor-I(PGCIL), 50 MVAR BR-I(PGCIL) & II(PGCIL), 80 MVAR BR-I & II(PGCIL) and 125 MVAR Bus reactor(upcoming)(PGCIL)		2
12	400	Kameng	NEEPCO	400 kV Kameng-Balipara II (PGCIL) , 400/132 kV ICT-I (NEEPCO), 132kV Kameng-Khupi (DoP, AP) & 80 MVAR Bus Reactor (NEEPCO)		1
13	220/132	Mokokchung(PG)	PGCIL	220 kV Bus-I (PGCIL)& II(PGCIL), 220/132kV ICT I(PGCIL) ,II(PGCIL)& III(PGCIL) , 220 kV Mokokchung(PG)-Mokokchung D/C(PGCIL) & 31.5 MVAR Bus Reactor (PGCIL)		1
14	220/132	Dimapur(PG)	PGCIL	132 kV Dimapur - Imphal S/C (PGCIL), 132 kV Dimapur(PG)-Dimapur(NL)-II S/C (PGCIL & DoP, Nagaland), 220/132 kV ICT-I(PGCIL),II(PGCIL),III (PGCIL)		1
15	132	Tezu	PGCIL	132 kV Bus -1(PGCIL), 20 MVAR Bus Reactor (PGCIL)		1
16	220/132	Namsai (Future upgradation)	PGCIL	220 kV Bus-I(PGCIL) & II(PGCIL),220 kV Namsai-Kathalguri D/C(PGCIL), 132 kV Namsai-Tezu(PGCIL), 20 MVAR Bus Reactor(PGCIL)		1
17	400	Kameng	NEEPCO			2
18	132	AGTCCPP	NEEPCO			3
19	132	Monarchak	NEEPCO			1
20	400	Subhanshiri (NHPC) (Upcoming)	NHPC			4
21	400	BgTPP (NTPC)	NTPC			2
22						
23	400/132 kV	Silchar		1	ICT (critical)	2
24	400/132 kV		2	ICT (critical)		
25	400/132 kV		3	ICT (critical)		
26	400/132 kV	Palatana		1	ICT (critical)	1
27	400/132 kV		2	ICT (critical)		
28	400/132 kV	SM nagar		1	ICT (critical)	1
29	400/132 kV		2	ICT (critical)		
30	400/132 kV	PK bari		1	ICT (critical)	1
31	400/132 kV		2	ICT (critical)		
32	400/132 kV	Imphal		1	ICT (critical)	1
33	400/132 kV		2	ICT (critical)		
34	400/132 kV	Ranganadi		1	ICT (critical)	1
35	400/132 kV		2	ICT (critical)		
36	400/132 kV	BNC HVDC		1	ICT (critical)	1
37	400/132 kV		2	ICT (critical)		
38	220/132 kV	Balipara		1	ICT (critical)	1
39	220/132 kV		2	ICT (critical)		
40	220/132 kV	Kameng		1	ICT (critical)	1
41	220/132 kV	Dimapur		1	ICT (critical)	2
42	220/132 kV		2	ICT (critical)		
43	220/132 kV		3	ICT (critical)		
44	220/132 kV	Kopili		1	ICT (critical)	1
45	220/132 kV		2	ICT (critical)		
46	400	Bongaigaon	400 kV Bongaigaon - BgTPP Line -1	BgTPP	Line	1
47	400	Bongaigaon	400 kV Bongaigaon - BgTPP Line -2	BgTPP	Line	

Central Sector Locations in North-Eastern Region for PMU placement under URTDSM Project Phase-II ISTS Portion

S.No	kv S/S or MW of Gen Unit	Name of Station	Owner Utility	Name of Feeder	Element Type	No of PMUs
48	400	Silchar	400 kv Silchar - Imphal - 1	Imphal	Line	1
49	400	Silchar	400 kv Silchar - Imphal - 2	Imphal	Line	
50	400	Thoubal	400 kv Thoubal - Imphal -1	Imphal	Line	1
51	400	Thoubal	400 kv Thoubal - Imphal -1	Imphal	Line	
52	132 kv	Jiribam	132 kv Jiribam-Tipaimukh(PGCIL & MSPDCL)	Tipaimukh	Line	3
53	132 kv	Jiribam	132 kv Jiribam-Pailapool (AEGCL/ MSPDCL)	Pailapool	Line	
54	132 kv	Jiribam	132 kv Jiribam - Jiribam (PG)(MSPDCL)	Jiribam	Line	
55	132 kv	Jiribam	132 kv Jiribam - Loktak	Loktak	Line	
56	132 kv	Jiribam	132 kv Jiribam - Haflong	Haflong	Line	
57	132 kv	Jiribam	132 kv Jiribam - Badarpur	Badarpur	Line	
58	132 kv	Haflong	132 kv Haflong-Jiribam(PG)(PGCIL)	Jiribam	Line	2
59	132 kv	Haflong	132 kv Haflong-Umrangshu(PGCIL)	Umrangshu	Line	
60	132 kv	Haflong	132 kv Haflong - Haflong	Haflong	Line	
61	132 kv	Pare	132 kv Pare -Ranganadi S/C (PGCIL)	Ranganadi	Line	2
62	132 kv	Pare	132 kv Pare - Nirjuli line (PGCIL)	Nirjuli	Line	
63	132 kv	Pare	132 kv Pare -North Lakhimpur S/C (Sterlite)	NorthLakhimpur	Line	
64	132 kv	Pare	132 kv Pare -Chimpu S/C (Sterlite)	Chimpu	Line	
65	132 kv	Badarpur	132 kv Badarpur - Panchgram S/C (PGCIL)	Panchgram	Line	4
66	132 kv	Badarpur	132 kv Badarpur - Khliehriat S/C (PGCIL)	Khliehriat	Line	
67	132 kv	Badarpur	132 kv Badarpur - Jiribam (PG) S/C (PGCIL)	Jiribam	Line	
68	132 kv	Badarpur	132 kv Badarpur - Silchar Line-1 (PGCIL)	Silchar	Line	
69	132 kv	Badarpur	132 kv Badarpur - Silchar Line-2 (PGCIL)	Silchar	Line	
70	132 kv	Badarpur	132 kv Badarpur - Kolasib S/C (PGCIL)	Kolasib	Line	
71	132 kv	Badarpur	132 kv Badarpur - Kumarghat S/C (PGCIL)	Kumarghat	Line	
72	132 kv	Loktak	132 kv Loktak - Ningthoukhong S/C (MSPDCL)	Ningthoukhong	Line	2
73	132 kv	Loktak	132 kv Loktak - Imphal S/C (PGCIL)	Imphal	Line	
74	132 kv	Loktak	132 kv Loktak - Rengpang S/C (MSPDCL)	Rengpang	Line	
75	132 kv	Loktak	132 kv Loktak - Jiribam (PG) S/C (PGCIL)	Jiribam	Line	
76	132 kv	Imphal(PG)	132 kv Imphal(PG) -Imphal (MSPDCL) line-1 (PGCIL)	Imphal	Line	2
77	132 kv	Imphal(PG)	132 kv Imphal(PG) -Imphal (MSPDCL) line-2 (MSPDCL)	Imphal	Line	
78	132 kv	Imphal(PG)	132 kv Imphal(PG) -Imphal (MSPDCL) line-3 (MSPDCL)	Imphal	Line	
79	132 kv	Imphal	132 kv Imphal - Dimapur line S/C(PGCIL)	Dimapur	Line	2
80	132 kv	Imphal	132 kv Imphal - Ningthoukhong (MSPDCL) line-1	Ningthoukhong	Line	
81	132 kv	Imphal	132 kv Imphal - Ningthoukhong Line-2	Ningthoukhong	Line	
82	132 kv	Imphal	132 kv Imphal - Ningthoukhong line-3	Ningthoukhong	Line	
83	132 kv	RCNagar	132 kv R C Nagar - Agartala -1 (PGCIL)	Agartala	Line	3
84	132 kv	RCNagar	132 kv R C Nagar - Agartala -2 (PGCIL)	Agartala	Line	
85	132 kv	RCNagar	132 kv R C Nagar - Kumarghat Line (PGCIL)	Kumarghat	Line	
86	132 kv	RCNagar	132 kv RC Nagar - PK Bari -1	PKBari	Line	
87	132 kv	RCNagar	132 kv RC Nagar - PK Bari -2	PKBari	Line	
88	132 kv	Doyang	132 kv Doyang - Dimapur (PG) Line-1 (PGCIL)	Dimapur	Line	2
89	132 kv	Doyang	132 kv Doyang - Dimapur (PG) Line-2 (PGCIL)	Dimapur	Line	
90	132 kv	Doyang	132 kv Doyang - Mokokchung S/C (DoP Nagaland)	Mokokchung	Line	
91	132 kv	Doyang	132 kv Doyang -Sanis line(DoP Nagaland)	Sanis	Line	
92	132 kv	Aizawl	132 kv Aizawl - Lungmual line (P&ED Mizoram)	Lungmual	Line	3
93	132 kv	Aizawl	132 kv Aizawl - Kumarghat line(PGCIL)	Kumarghat	Line	
94	132 kv	Aizawl	132 kv Aizawl - Kolasib line (PGCIL)	Kolasib	Line	

Central Sector Locations in North-Eastern Region for PMU placement under URTDSM Project Phase-II ISTS Portion

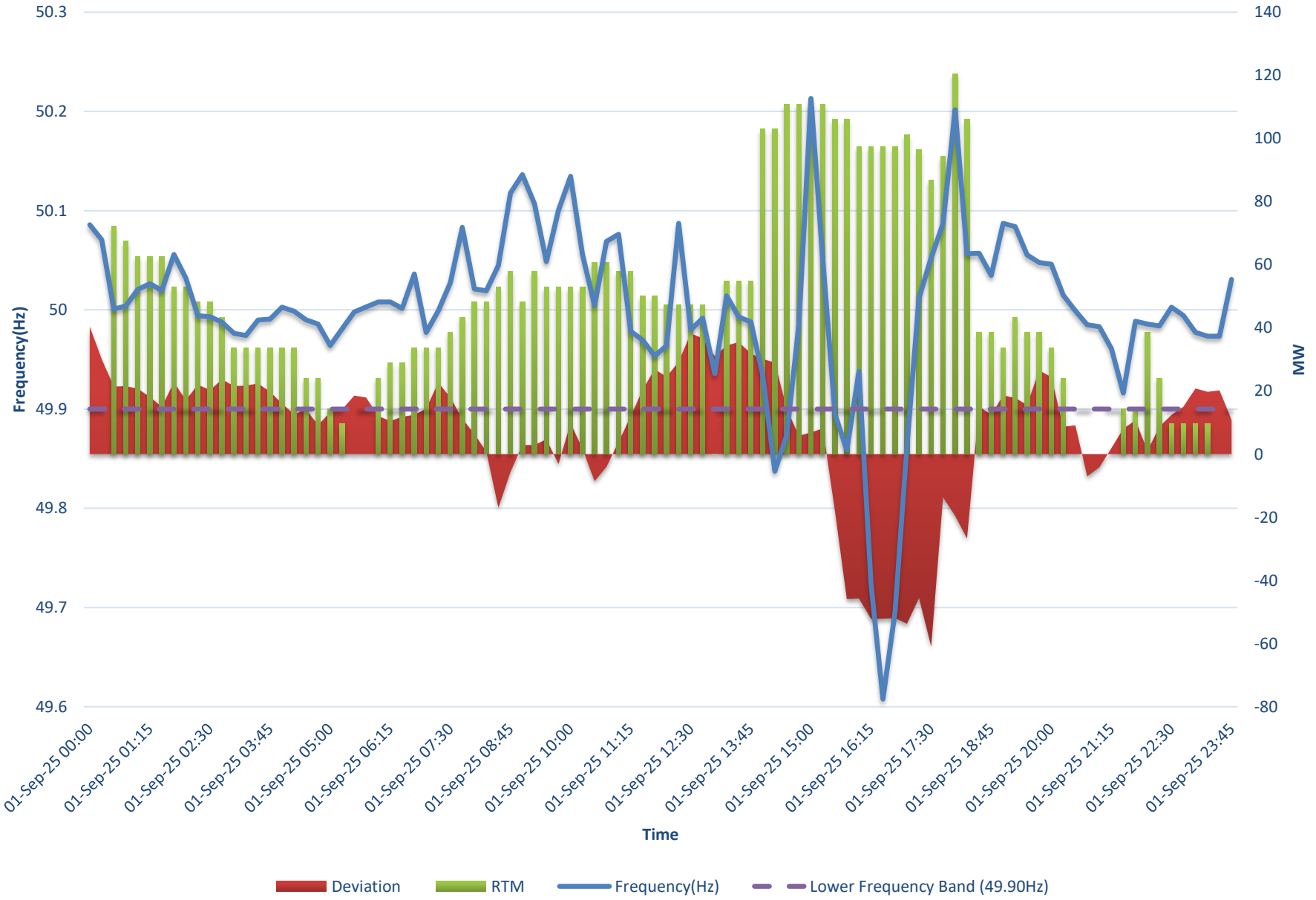
S.No	kV S/S or MW of Gen Unit	Name of Station	Owner Utility	Name of Feeder	Element Type	No of PMUs
95	132 kV	Aizawl	132 kV Aizawl - Tipaimukh (PGCIL & MSPDCL)	Tipaimukh	Line	
96	132 kV	Aizawl	132 kV Aizawl - Melriat (PG) line (PGCIL)	Melriat	Line	
97	132 kV	Silchar	132 kV Silchar-Srikona -1	Srikona	Line	3
98	132 kV	Silchar	132 kV Silchar-Srikona -2	Srikona	Line	
99	132 kV	Silchar	132 kV Silchar-Hailakand -1	Hailakand	Line	
100	132 kV	Silchar	132 kV Silchar-Hailakand -2	Hailakand	Line	
101	132 kV	Silchar	132 kV Silchar-Melriat -1	Melriat	Line	
102	132 kV	Silchar	132 kV Silchar-Melriat -2	Melriat	Line	
103	132 kV	Khandong	132 kV Khandong-Kopili -1(PGCIL)	Kopili	Line	3
104	132 kV	Khandong	132 kV Khandong-Kopili -2(PGCIL)	Kopili	Line	
105	132 kV	Khandong	132 kV Khandong-Khliehriat -1	Khliehriat	Line	
106	132 kV	Khandong	132 kV Khandong-Khliehriat -2	Khliehriat	Line	
107	132 kV	Khandong	132 kV Khandong-Umrangshu line(PGCIL)	Umrangshu	Line	
108	132 kV	Ranganadi	132 kV Ranganadi-Ziro S/C (PGCIL)	Ziro	Line	1
109	132 kV	Kameng	132kV Kameng-Khupi (DoP AP)	Khupi	Line	1
110	132 kV	Ziro	132 kV Ziro-Daporijo S/C (DOPARUNACHAL PRADESH)	Daporijo	Line	2
111	132 kV	Ziro	132 kV Ziro - Yachuli Line1	Yachuli	Line	
112	132 kV	Ziro	132 kV Ziro - Yachuli Line2	Yachuli	Line	
113	132 kV	Ranganadi	132 kV Ranganadi Chimpu	Chimpu	Line	1
114	132 kV	Roing	132 kV Roing-Tezu S/C(PGCIL)	Tezu	Line	3
115	132 kV	Roing	132 kV Roing-Pasighat S/C(PGCIL)	Pasighat	Line	
116	132 kV	Roing	132 kV Roing - Chapakhowa line -1	Chapakhowa	Line	
117	132 kV	Roing	132 kV Roing - Chapakhowa line -2	Chapakhowa	Line	
118	132 kV	Roing	132 kV Roing - Dambuk	Dambuk	Line	
119	132 kV	Nirjuli	132 kV Nirjuli - Lekhi S/C (PGCILDOPARUNACHAL PRADESH)	Lekhi	Line	2
120	132 kV	Nirjuli	132 kV Nirjuli-Gohpur S/C(PGCIL)	Gohpur	Line	
121	132 kV	Nirjuli	132 kV Nirjuli - North Lakhimpur	NorthLakhimpur	Line	
122	132 kV	SMNagar	132 kV SM Nagar - SM Nagar	SMNagar	Line	1
123	132 kV	SMNagar	132 kV SM Nagar - BJ Nagar	BJNagar	Line	
124	132 kV	PKbari	132 kV PK bari - PK Bari	PKBari	Line	1
125	132 kV	PKBari	132 kV PK Bari - Ambasaa	Ambasaa	Line	
126	132 kV	Palatana	132 kV Palatana - SM Nagar	SMNagar	Line	1
127	132 kV	Palatana	132 kV Palatana - Udaipur	Udaipur	Line	
128	132 kV	132kVKumarghat	132kV Kumarghat - PK Bari S/C (TSECL)	PKBari	Line	1
129	132 kV	Kumarghat	132 kV Kumarghat - Karimganj	Karimganj	Line	1
130	132 kV	Kumarghat	132 kV Kumarghat - Aizawl	Aizawl	Line	
131	132 kV	Mokokchung	132 kV Mokokchung - Mokokchung -1	Mokokchung	Line	1
132	132 kV	Mokokchung	132 kV Mokokchung - Mokokchung -2	Mokokchung	Line	
133	132 kV	Dimapur(PG)	132 kV Dimapur(PG)-Dimapur(NL)-II	Dimapur	Line	1
134	132 kV	Melriat(PG)	132 kV Melriat(PG)-Sihhmui Line-1(PGCIL)	Sihhmui	Line	2
135	132 kV	Melriat(PG)	132 kV Melriat(PG)-Sihhmui Line-2(PGCIL)	Sihhmui	Line	
136	132 kV	Melriat(PG)	132 kV Melriat(PG)-Zuangtui S/C (PGCIL)	Zuangtui	Line	
137	132 kV	Khliehriat(PG)	132 kV Khliehriat(PG)-Khliehriat -I (PGCIL)	Khliehriat	Line	2
138	132 kV	Khliehriat(PG)	132 kV Khliehriat(PG)-Khliehriat-II (MeECL)	Khliehriat	Line	
139	132 kV	Khliehriat(PG)	132 kV Khliehriat(PG)-Khandong -1	Khandong	Line	
140	132 kV	Khliehriat(PG)	132 kV Khliehriat(PG)-Khandong -2	Khandong	Line	
141	132 kV	Tezu	132 kV Tezu-Namsai S/C(PGCIL)	Namsai	Line	1
142	132 kV	Tezu	132 kV Tezu - Hailapani	Hailapani	Line	
143	132 kV	Namsai	132 kV Namsai-Tezu(PGCIL)	Tezu	Line	1
144	132 kV	Namsai	132 kV Namsai - Mao	Mao	Line	
145	132 kV	Nangalbibra	132 kV Nangalbibra-Nangalbibra Line -1	Nangalbibra	Line	1
146	132 kV	Nangalbibra	132 kV Nangalbibra-Nangalbibra Line -2	Nangalbibra	Line	
147	220 kV	Bongaigaon	220 kV Bongaigaon-Nangalbibra Line -1 (Sterlite)	Nangalbibra	Line	1
148	220 kV	Bongaigaon	220 kV Bongaigaon-Nangalbibra Line -2 (Sterlite)	Nangalbibra	Line	
149	220 kV	Namsai	220 kV Namsai-Kathalguri Line 1	Kathalguri	Line	1
150	220 kV	Namsai	220 kV Namsai-Kathalguri Line 2	Kathalguri	Line	
151	220 kV	Mokokchung(PG)	220 kV Mokokchung(PG)-Mokokchung -1	Mokokchung	Line	1
152	220 kV	Mokokchung(PG)	220 kV Mokokchung(PG)-Mokokchung -2	Mokokchung	Line	

Central Sector Locations in North-Eastern Region for PMU placement under URTDSM Project Phase-II ISTS Portion

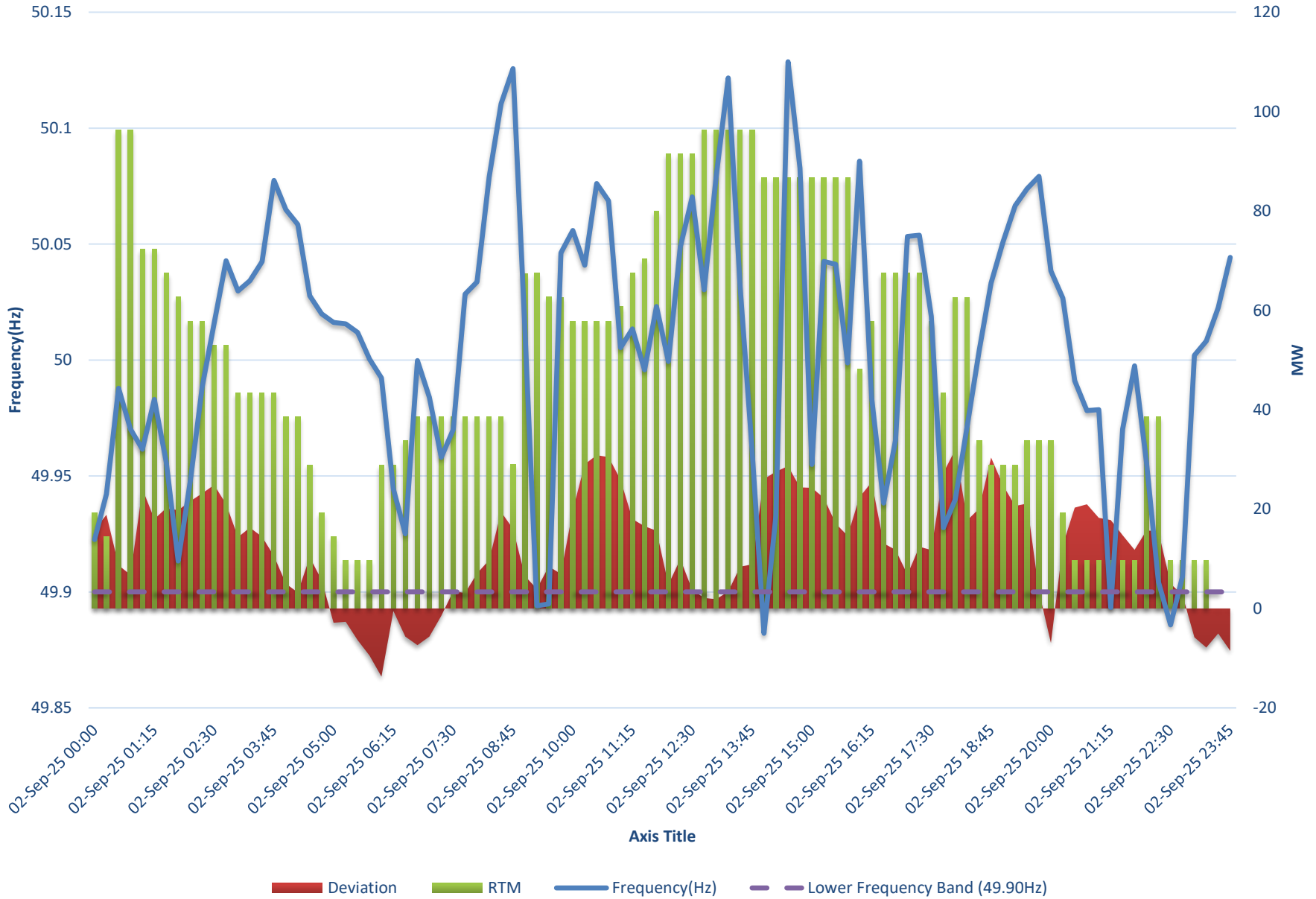
S.No	kV S/S or MW of Gen Unit	Name of Station	Owner Utility	Name of Feeder	Element Type	No of PMUs
153	220 kV	Mokokchung	220 kV Mokokchung - Zhadima	Zhadima	Line	1
154	220 kV	Balipara	220 kV Balipara - Sonabil Line-1	Sonabil	Line	1
155	220 kV	Balipara	220 kV Balipara - Sonabil Line-2	Sonabil	Line	
156	220 kV	Kathalguri	220kV Kathalguri - Mariani(AS)	Mariani	Line	3
157	220 kV	Kathalguri	220 kV Kathalguri - Deomali	Deomali	Line	
158	220 kV	Kathalguri	220 kV Kathalguri - Mariani(PG)	Mariani	Line	
159	220 kV	Kathalguri	220 kV Kathalguri - Tinsukia Line 1	Tinsukia	Line	
160	220 kV	Kathalguri	220 kV Kathalguri - Tinsukia Line 2	Tinsukia	Line	
161	220 kV	Salakati	220 kV Salakati-Bongaigaon Line -1 (PGCIL)	Bongaigaon	Line	1
162	220 kV	Salakati	220 kV Salakati-Bongaigaon Line -2 (PGCIL)	Bongaigaon	Line	
163	132 kV	BNC	132 kV BNC - Gohpur	Gohpur	Line	1
164	132 kV	BNC	132 kV BNC - Chimpu	Chimpu	Line	
165	132 kV	Dharamanagar	132 kV Dharamanagar - Dullavcherra	Dullavcherra	Line	1
166	132 kV	Karong	132 kV Karong - Kohima	Kohima	Line	1
167	132 kV	Sarusajai	132 kV Sarusajai - Umtru Line1	Umtru	Line	1
168	132 kV	Sarusajai	132 kV Sarusajai - Umtru Line2	Umtru	Line	
169	132 kV	Kahilipara	132 kV Kahilipara - Umtru Line1	Umtru	Line	1
170	132 kV	Kahilipara	132 kV Kahilipara - Umtru Line2	Umtru	Line	
171	132 kV	Agia	132 kV Agia - Mendipathar	Mendipathar	Line	1
172	132 kV	Agia	132 kV Agia - Nangalbibra	Nangalbibra	Line	
173	132 kV	Hastingmari	132 kV Hastingmari - Ampati 1	Ampati	Line	1
174	132 kV	Hastingmari	132 kV Hastingmari - Ampati 2	Ampati	Line	
175	21	AGTCCP (RC Nagar)	NEEPCO (Central Sector)	1	GT	3
176	21			2	GT	
177	21			3	GT	
178	21			4	GT	
179	25.5			5	GT	
180	25.5			6	GT	
181	33.5	Kathalguri	NEEPCO (Central Sector)	1	GT	5
182	33.5			2	GT	
183	33.5			3	GT	
184	33.5			4	GT	
185	33.5			5	GT	
186	33.5			6	GT	
187	30			7	GT	
188	30			8	GT	
189	30			9	GT	
190	233	Palatana	OTPC (Central Sector)	1	GT	2
191	130			2	GT	
192	233			3	GT	
193	130			4	GT	
194	35	Loktak	NHPC (Central Sector)	1	GT	2
195	35			2	GT	
196	35			3	GT	
197	50	Kopili	NEEPCO (Central Sector)	1	GT	2
198	50			2	GT	
199	50			3	GT	
200	50			4	GT	
201	25	Khandong	NEEPCO (Central Sector)	1	GT	1
202	25			2	GT	
203	25	Khandong Stg 2		1	GT	1
204	105	Ranganadi (Panyor)	NEEPCO (Central Sector)	1	GT	2
205	105			2	GT	
206	105			3	GT	
207	55	Pare	NEEPCO (Central Sector)	1	GT	1
208	55			2	GT	
209	150	Kameng	NEEPCO (Central Sector)	1	GT	2
210	150			2	GT	
211	150			3	GT	
212	150			4	GT	
213	250	BgTPP	NTPC (Central Sector)	1	GT	2
214	250			2	GT	
215	250			3	GT	
216	25	Doyang	NEEPCO (Central Sector)	1	GT	2
217	25			2	GT	
218	25			3	GT	

TOTAL PMUs 151

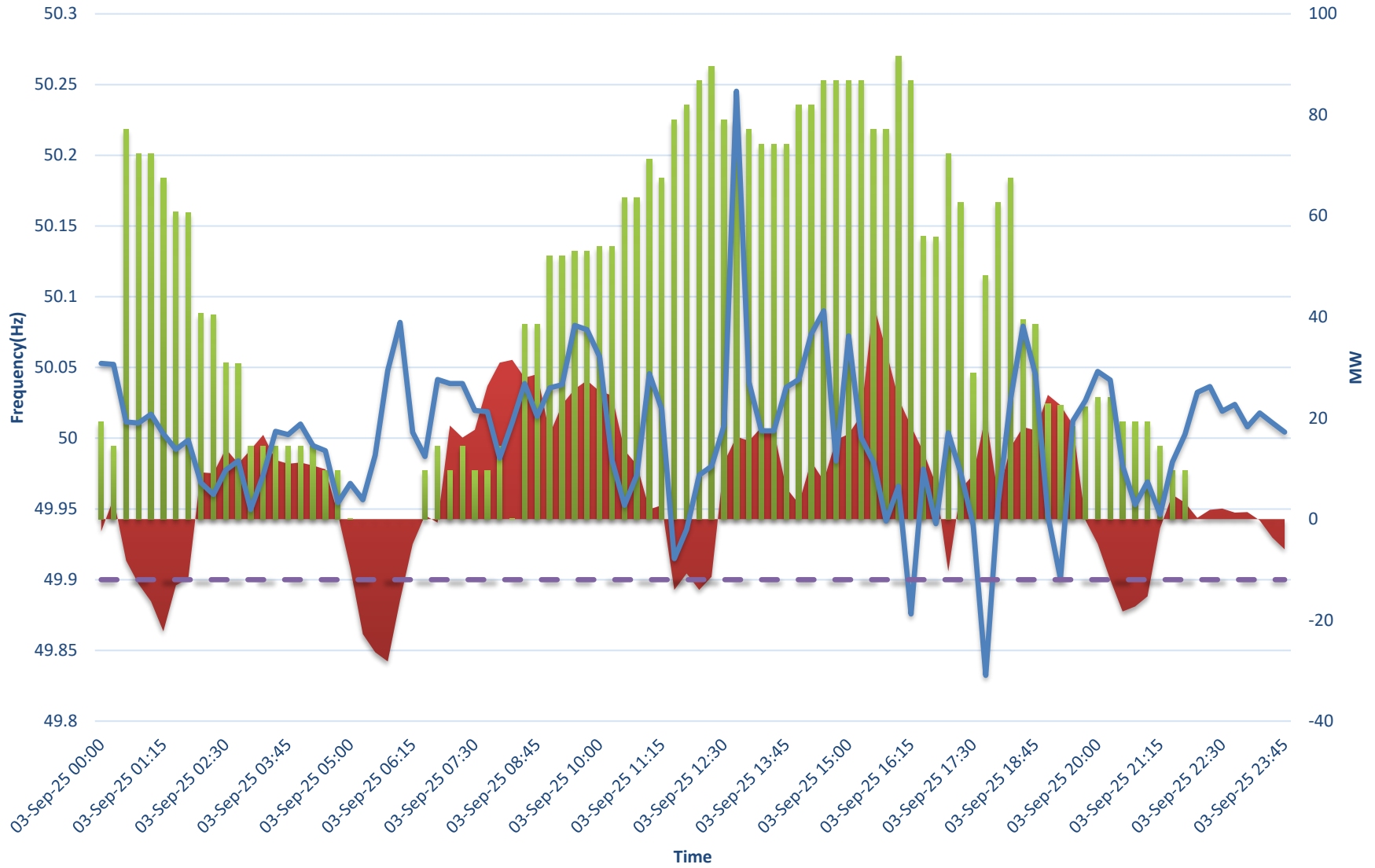
Frequency Vs Deviation (01st September 2025)



Frequency Vs Deviation (02nd September 2025)

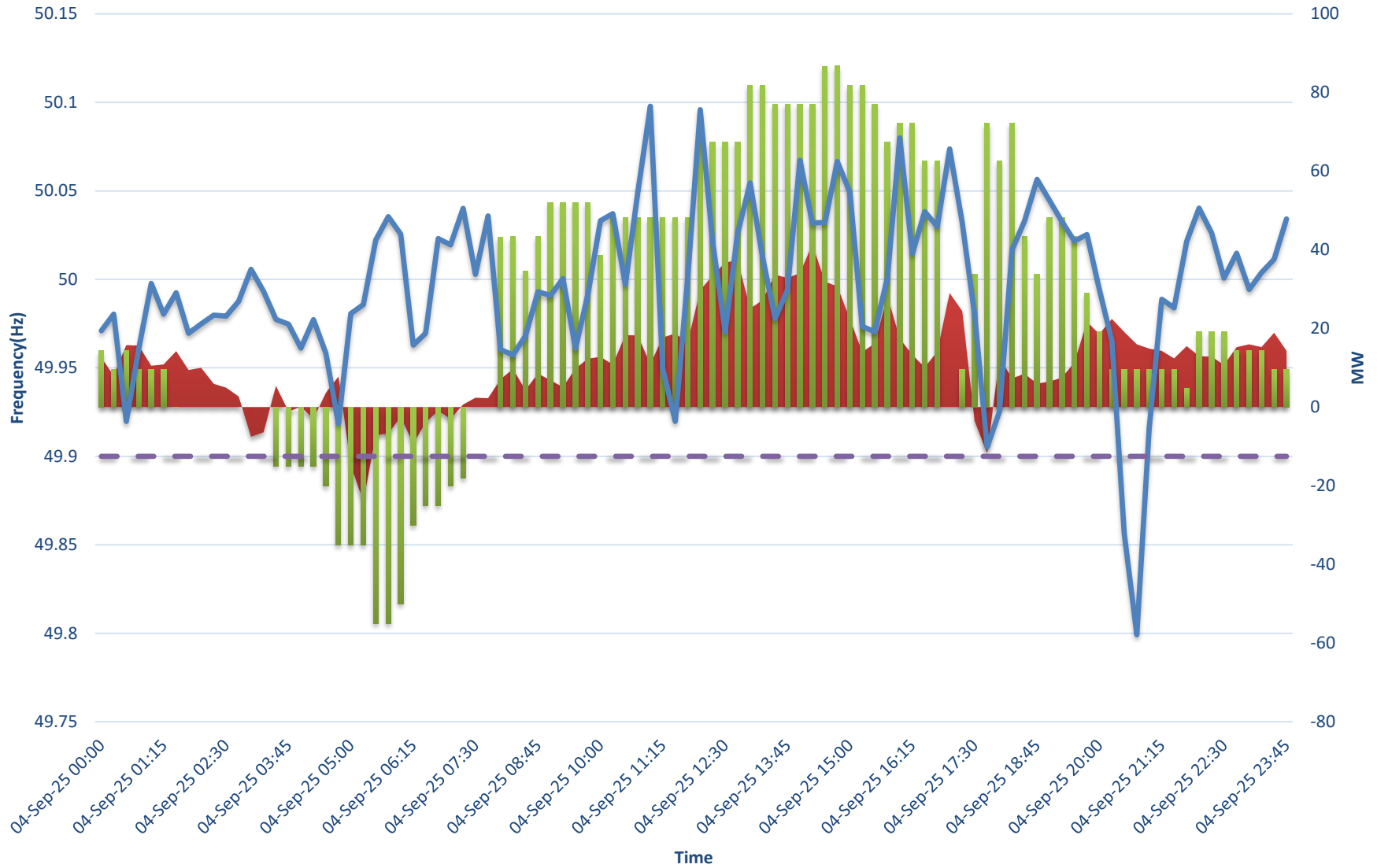


Frequency Vs Deviation (03rd September 2025)



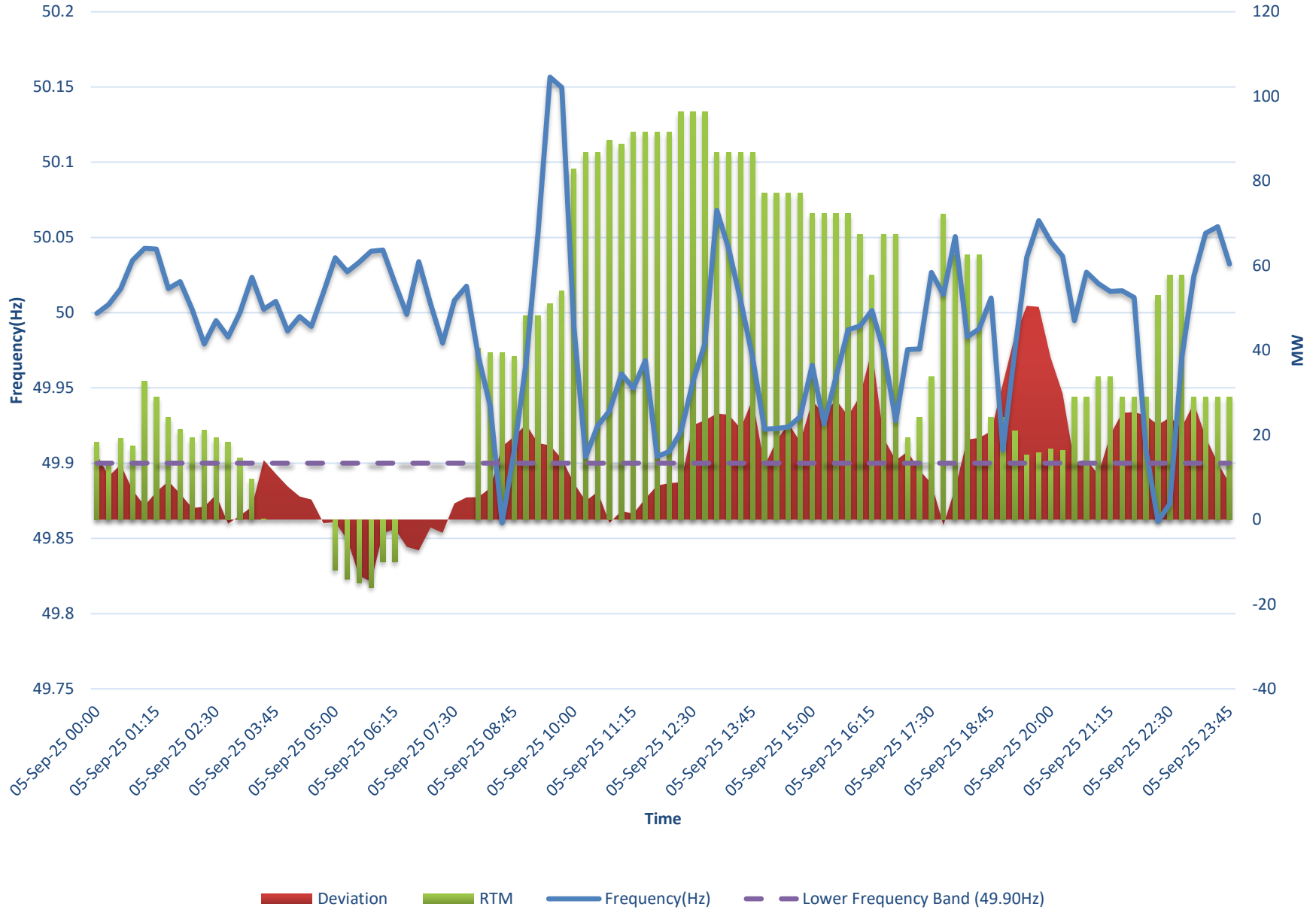
■ Deviation ■ RTM — Frequency(Hz) — Lower Frequency Band (49.90Hz)

Frequency Vs Deviation (04th September 2025)

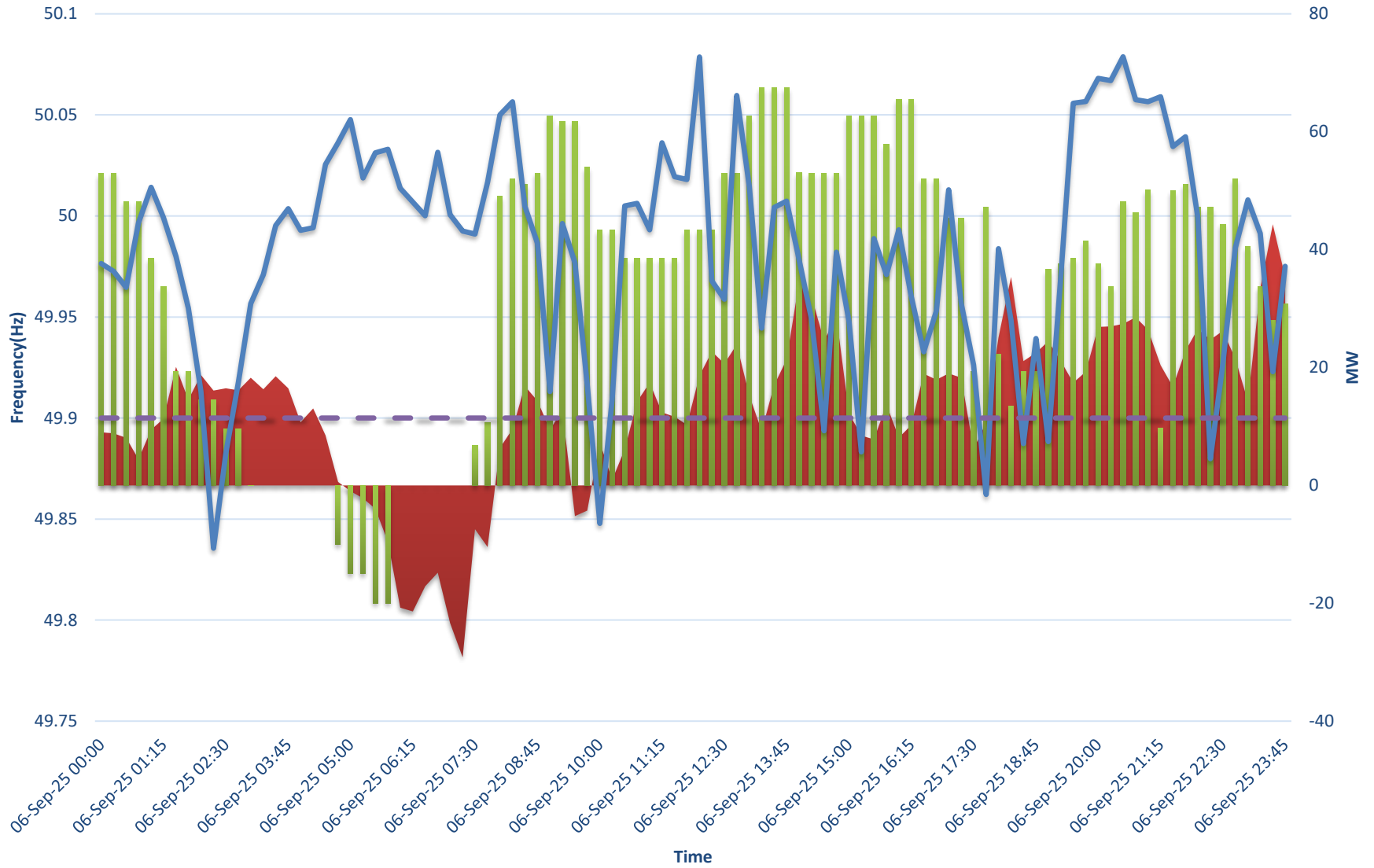


■ Deviation ■ RTM — Frequency(Hz) — Lower Frequency Band (49.90Hz)

Frequency Vs Deviation (05th September 2025)

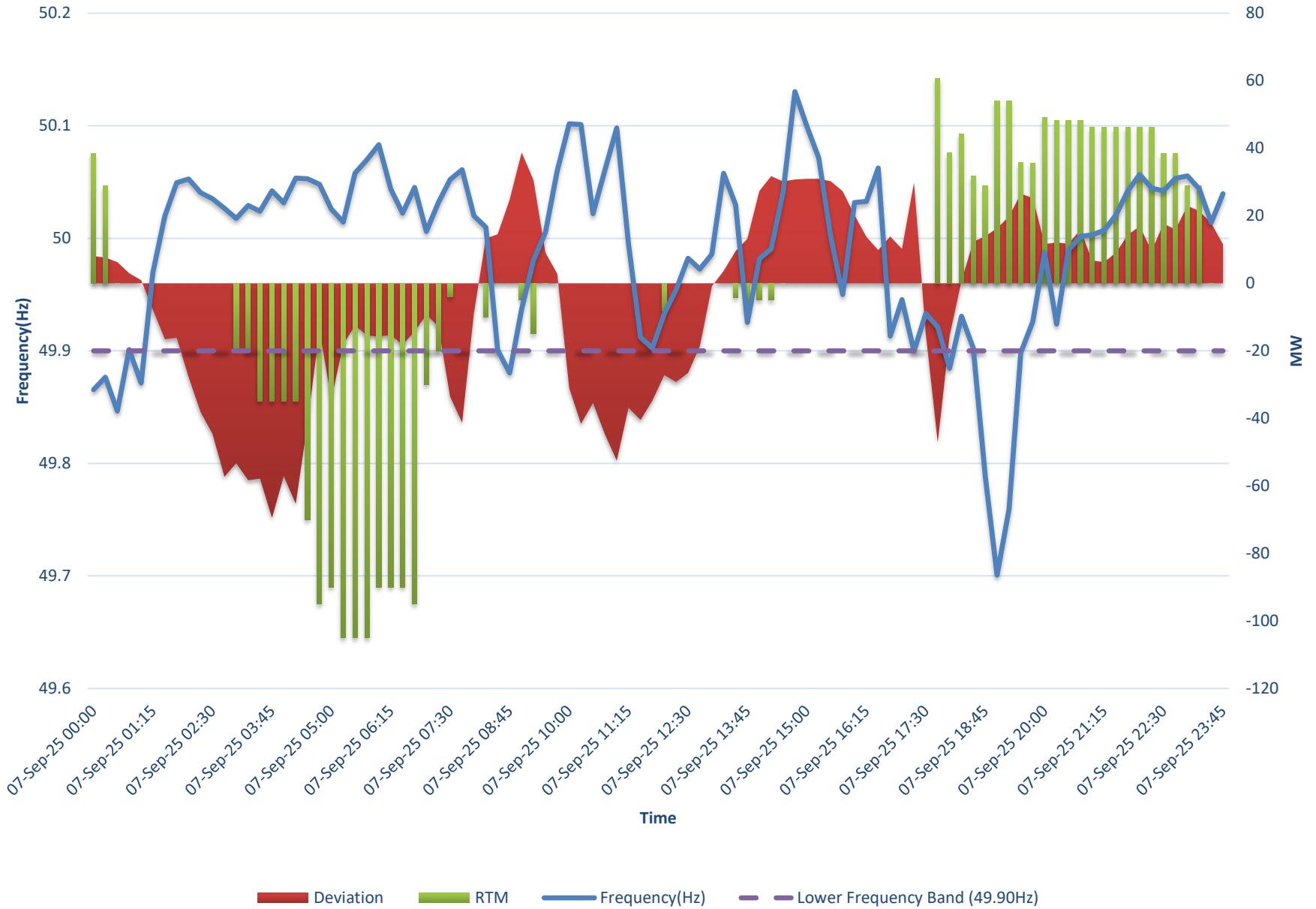


Frequency Vs Deviation (06th September 2025)

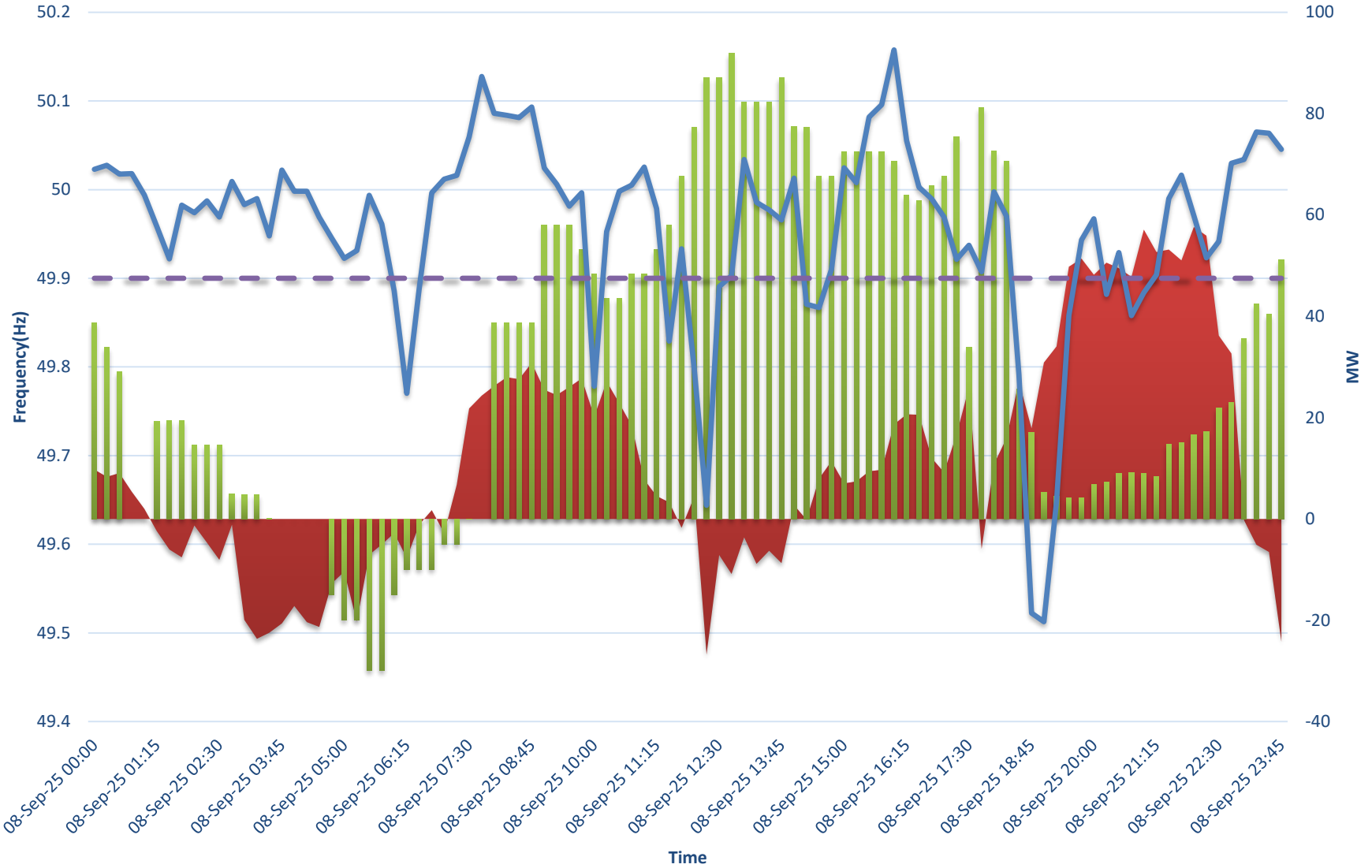


■ Deviation ■ RTM — Frequency(Hz) — Lower Frequency Band (49.90Hz)

Frequency Vs Deviation (07th September 2025)

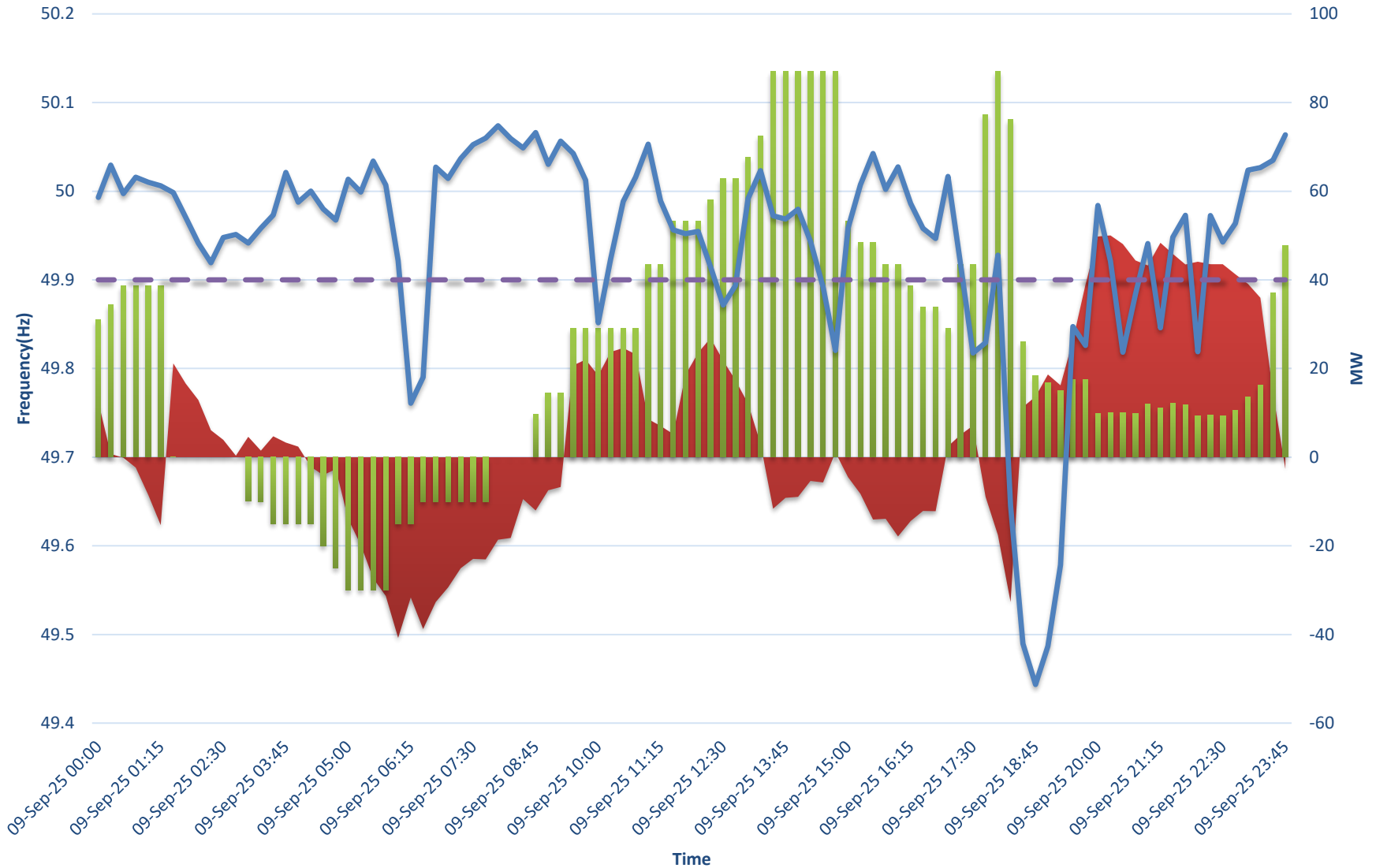


Frequency Vs Deviation (08th September 2025)



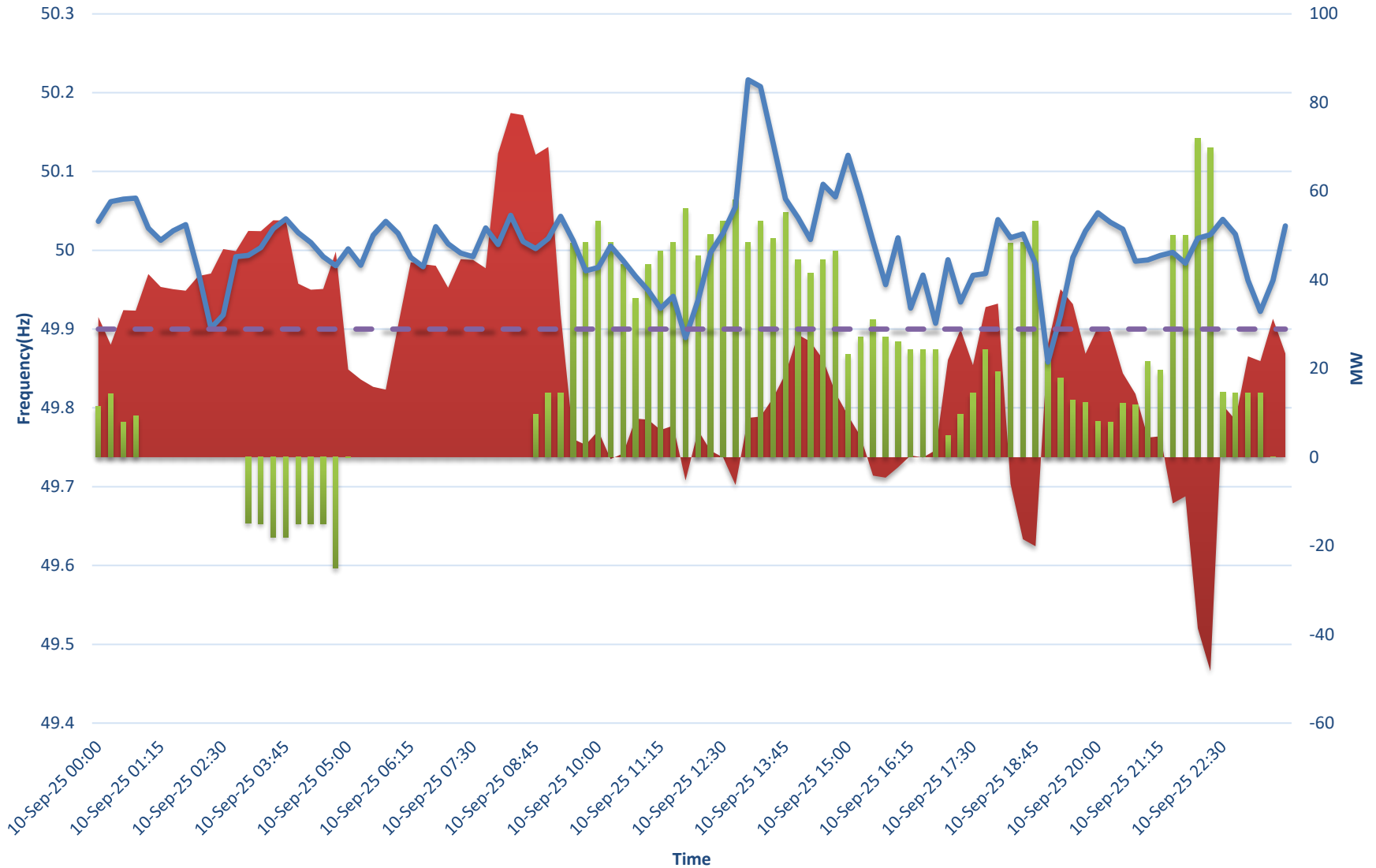
■ Deviation ■ RTM — Frequency(Hz) — Lower Frequency Band (49.90Hz)

Frequency Vs Deviation (09th September 2025)



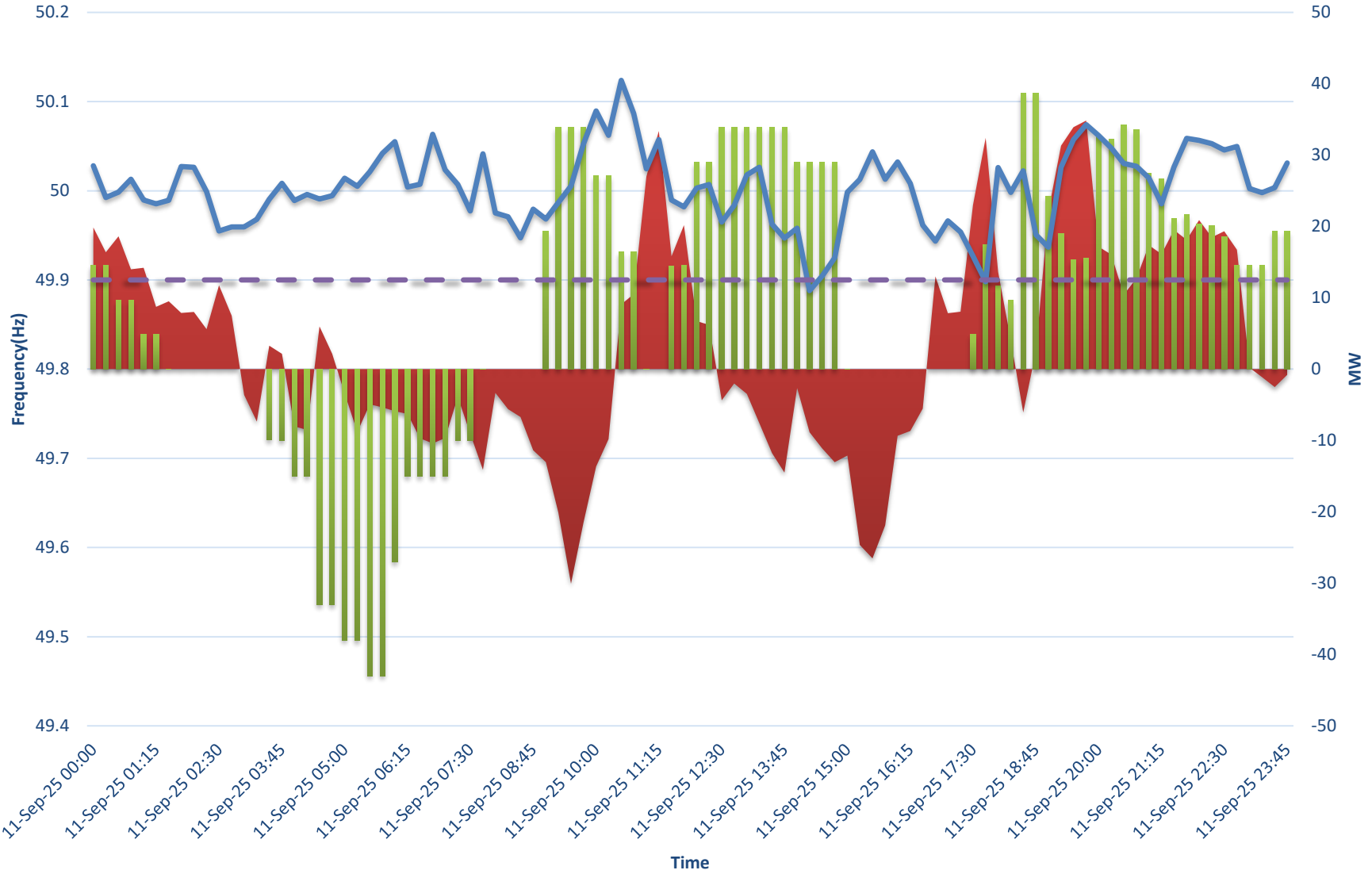
■ Deviation ■ RTM — Frequency(Hz) — Lower Frequency Band (49.90Hz)

Frequency Vs Deviation (10th September 2025)



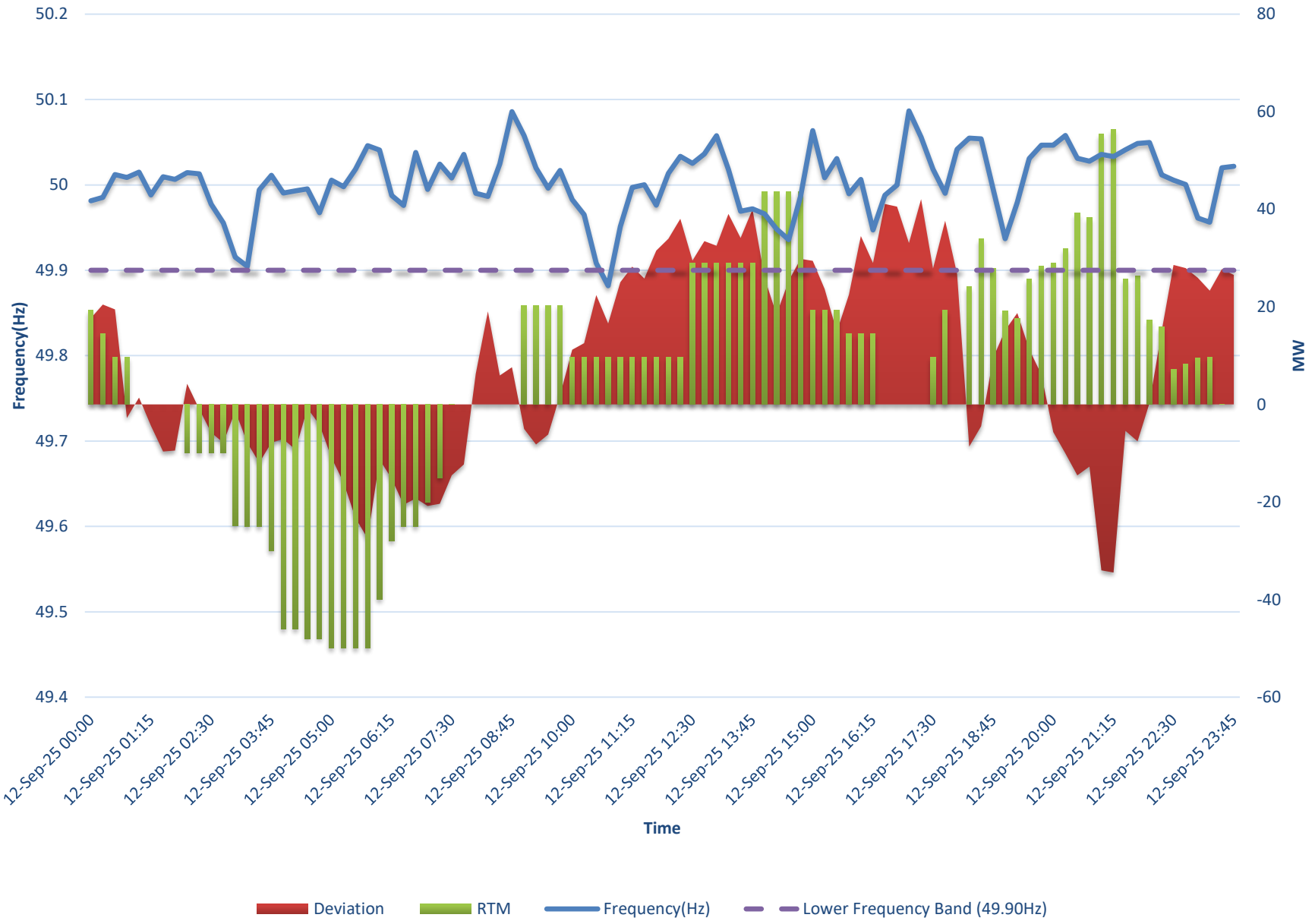
■ Deviation ■ RTM — Frequency(Hz) - - Lower Frequency Band (49.90Hz)

Frequency Vs Deviation (11th September 2025)

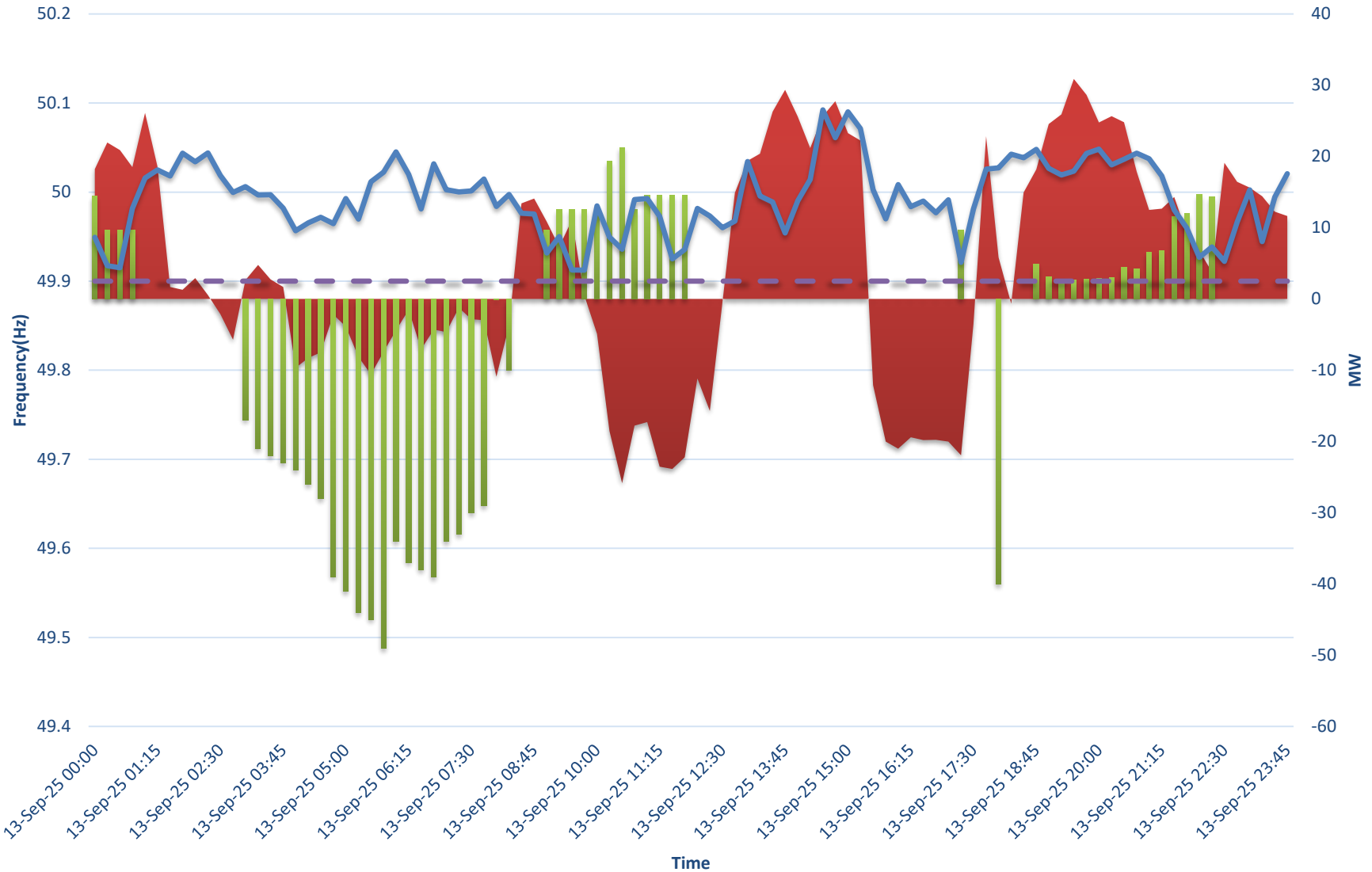


■ Deviation ■ RTM — Frequency(Hz) — Lower Frequency Band (49.90Hz)

Frequency Vs Deviation (12th September 2025)

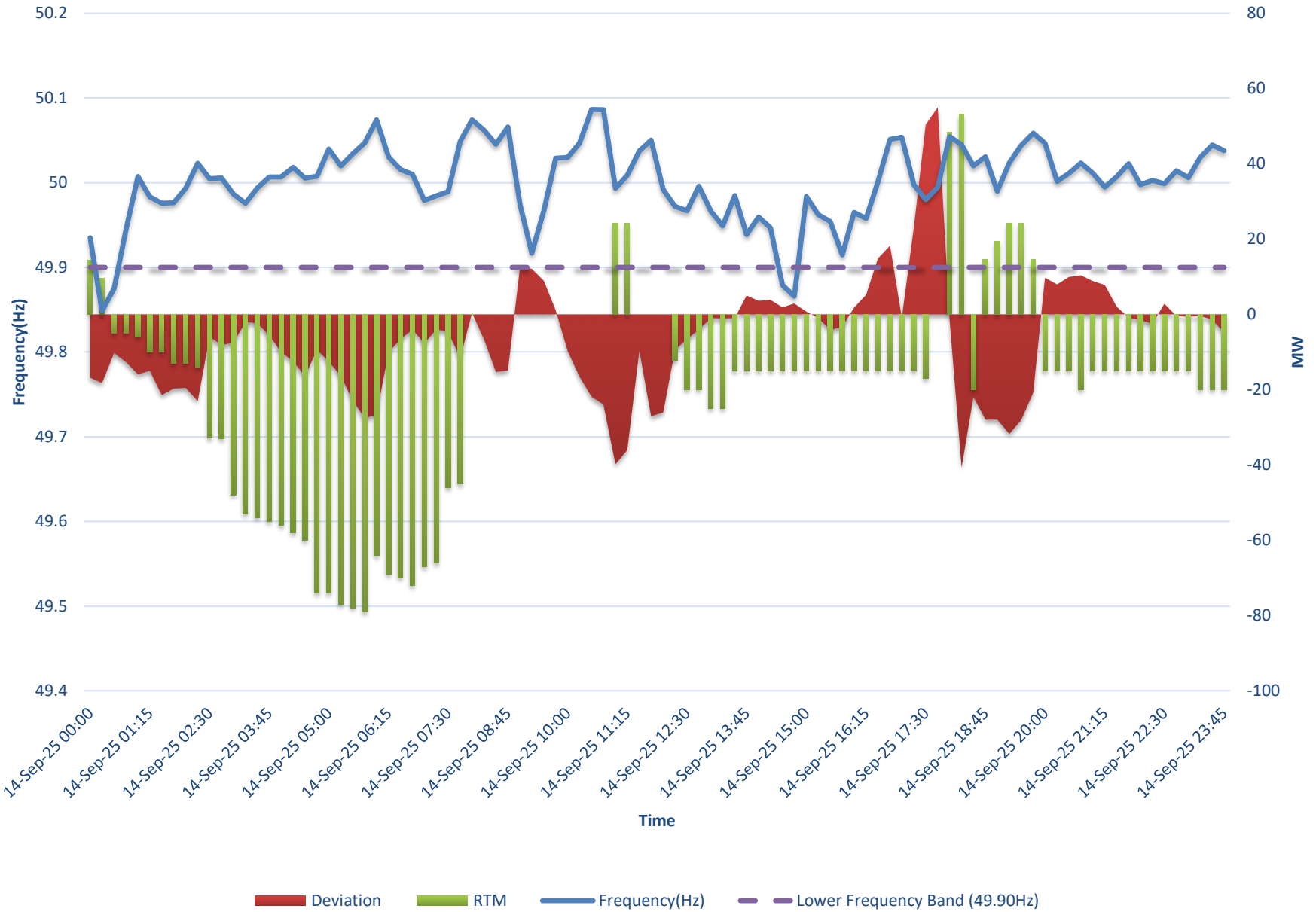


Frequency Vs Deviation (13th September 2025)

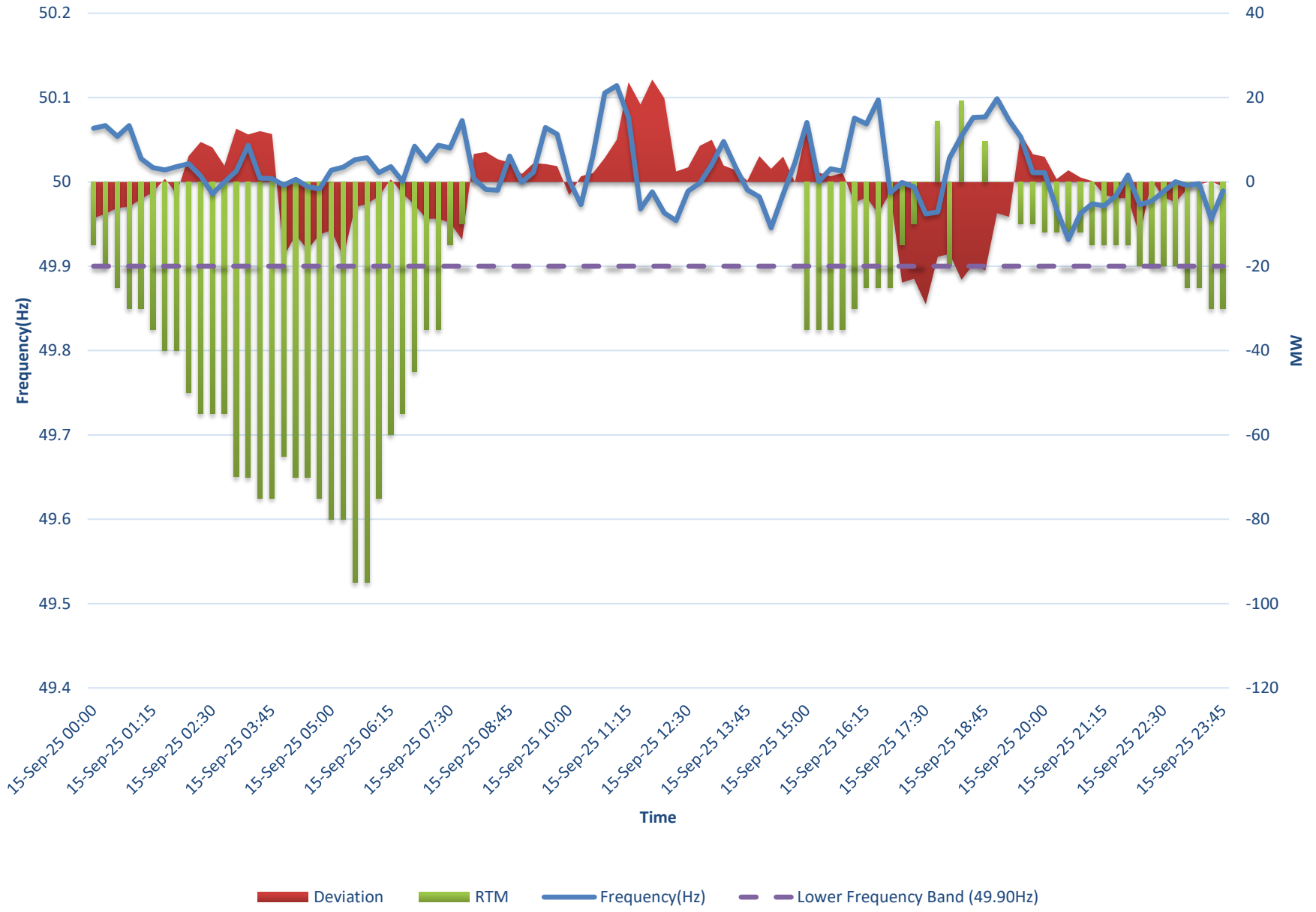


■ Deviation ■ RTM — Frequency(Hz) — Lower Frequency Band (49.90Hz)

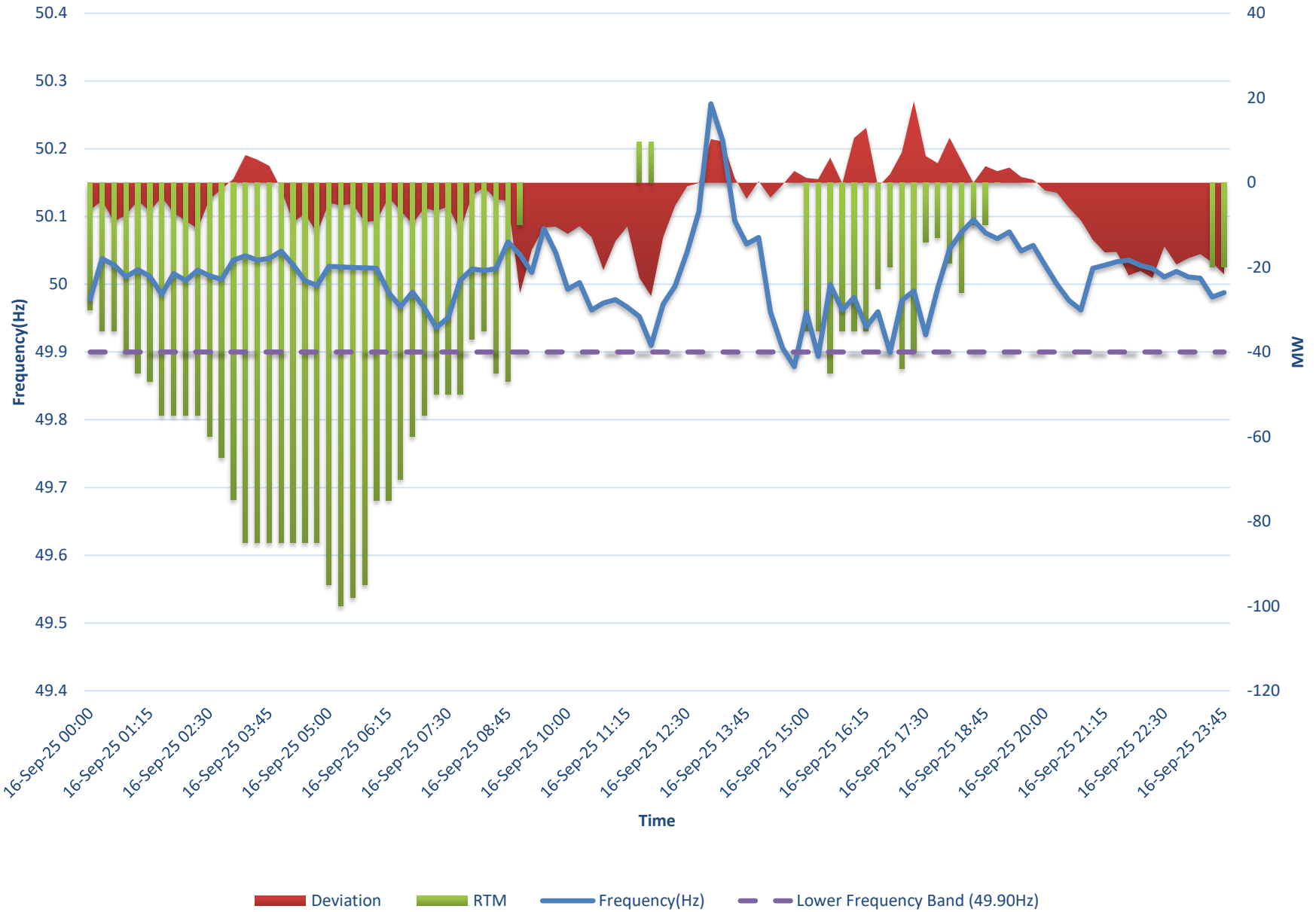
Frequency Vs Deviation (14th September 2025)



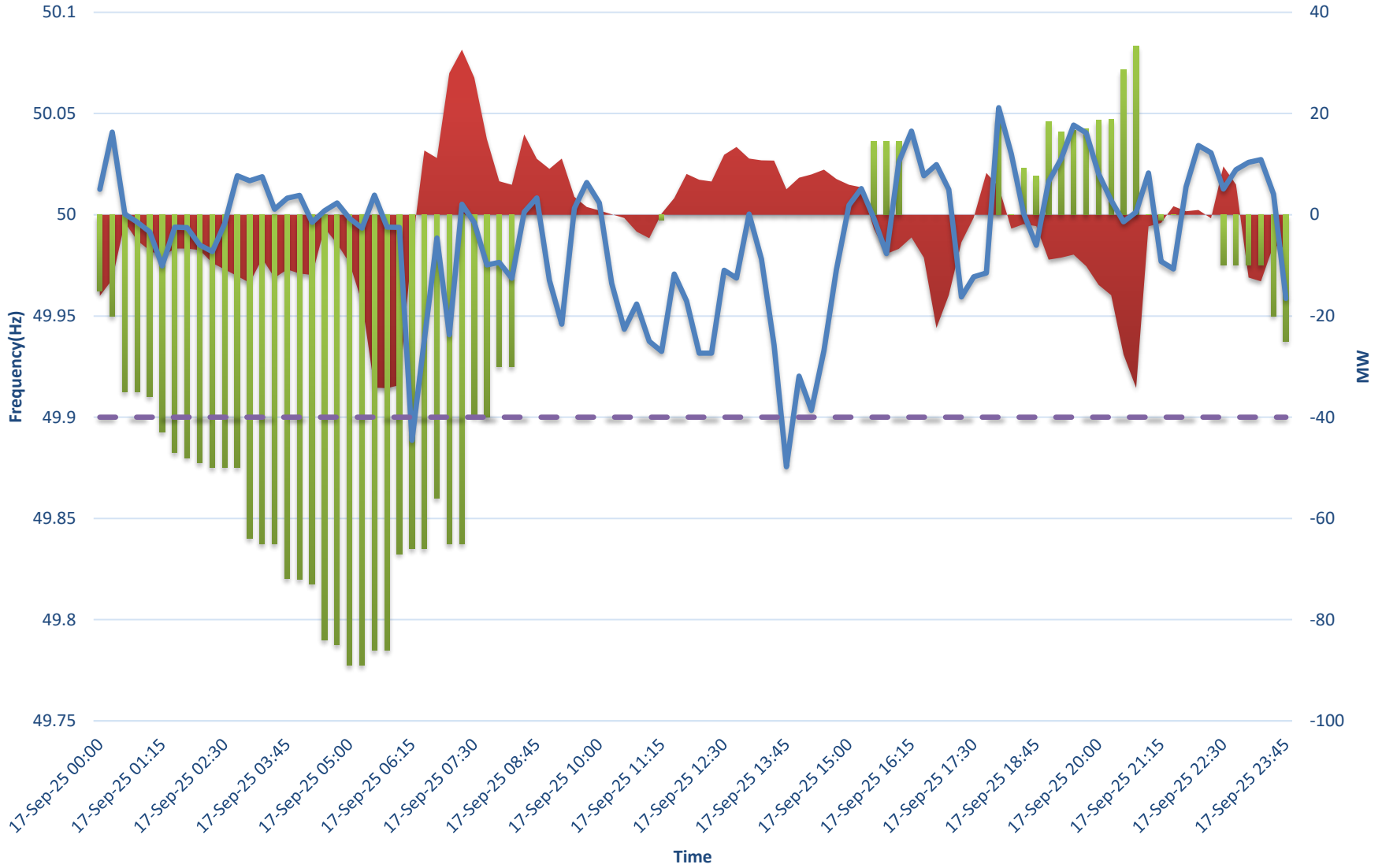
Frequency Vs Deviation (15th September 2025)



Frequency Vs Deviation (16th September 2025)

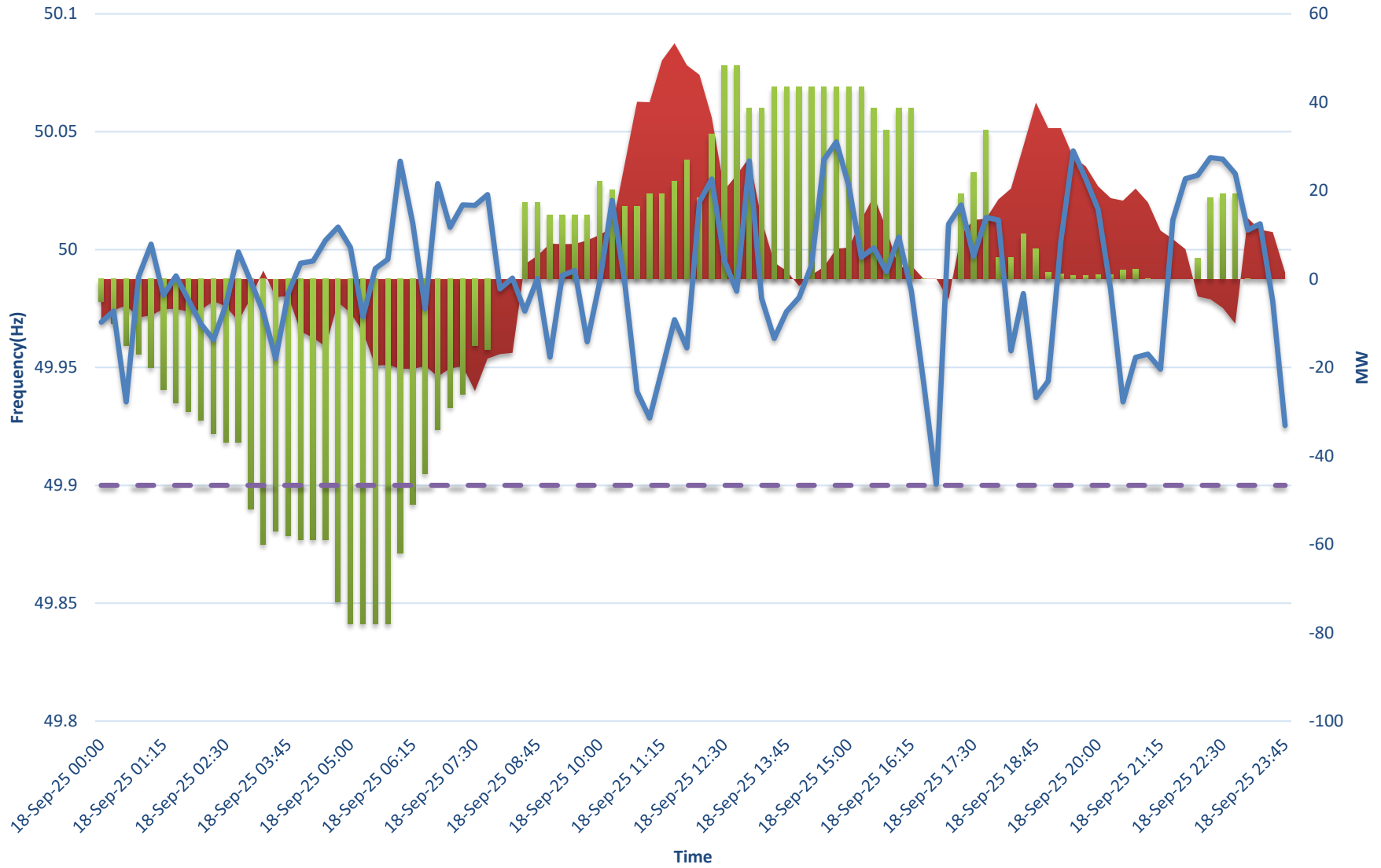


Frequency Vs Deviation (17th September 2025)



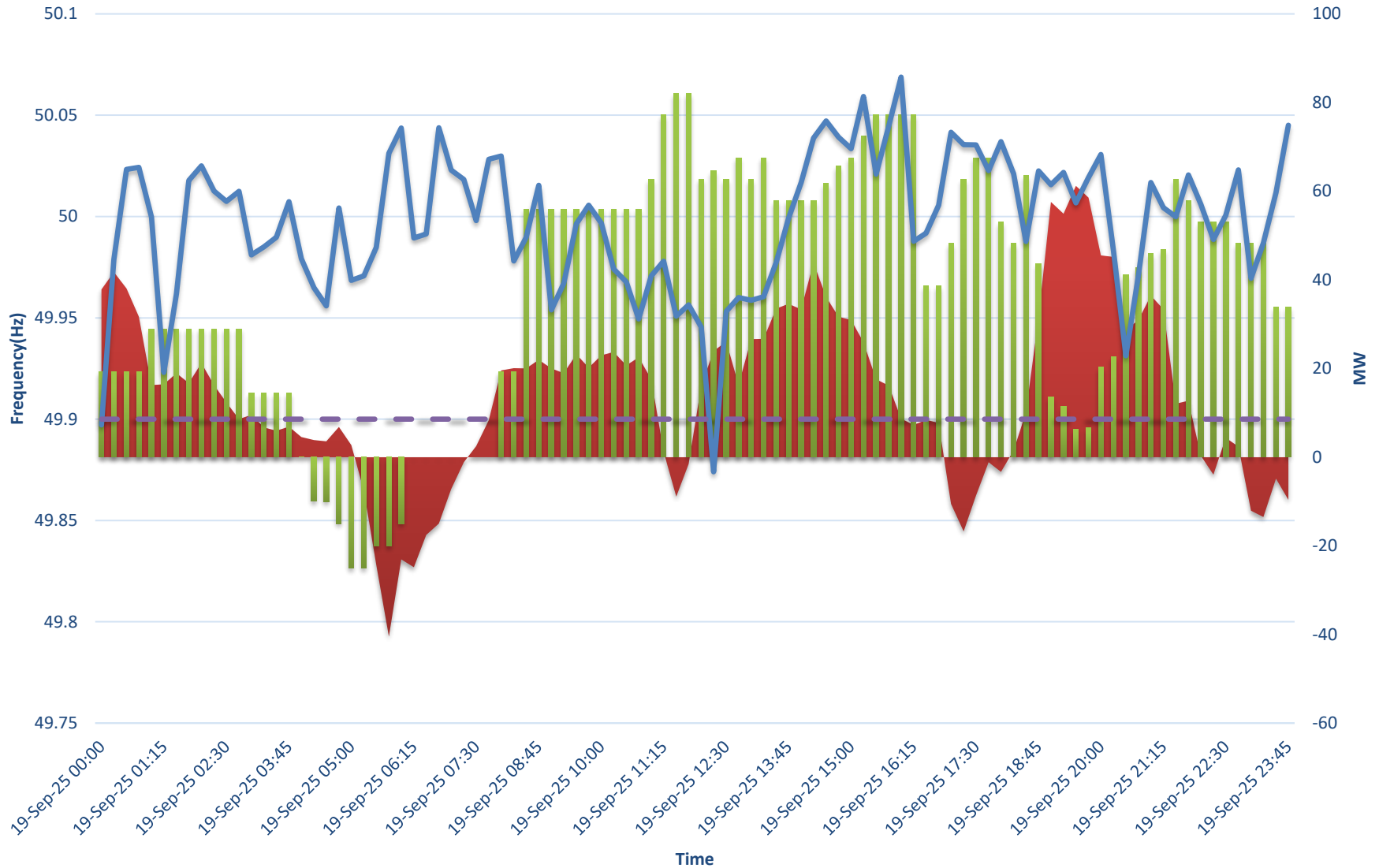
■ Deviation ■ RTM — Frequency(Hz) - - - Lower Frequency Band (49.90Hz)

Frequency Vs Deviation (18th September 2025)



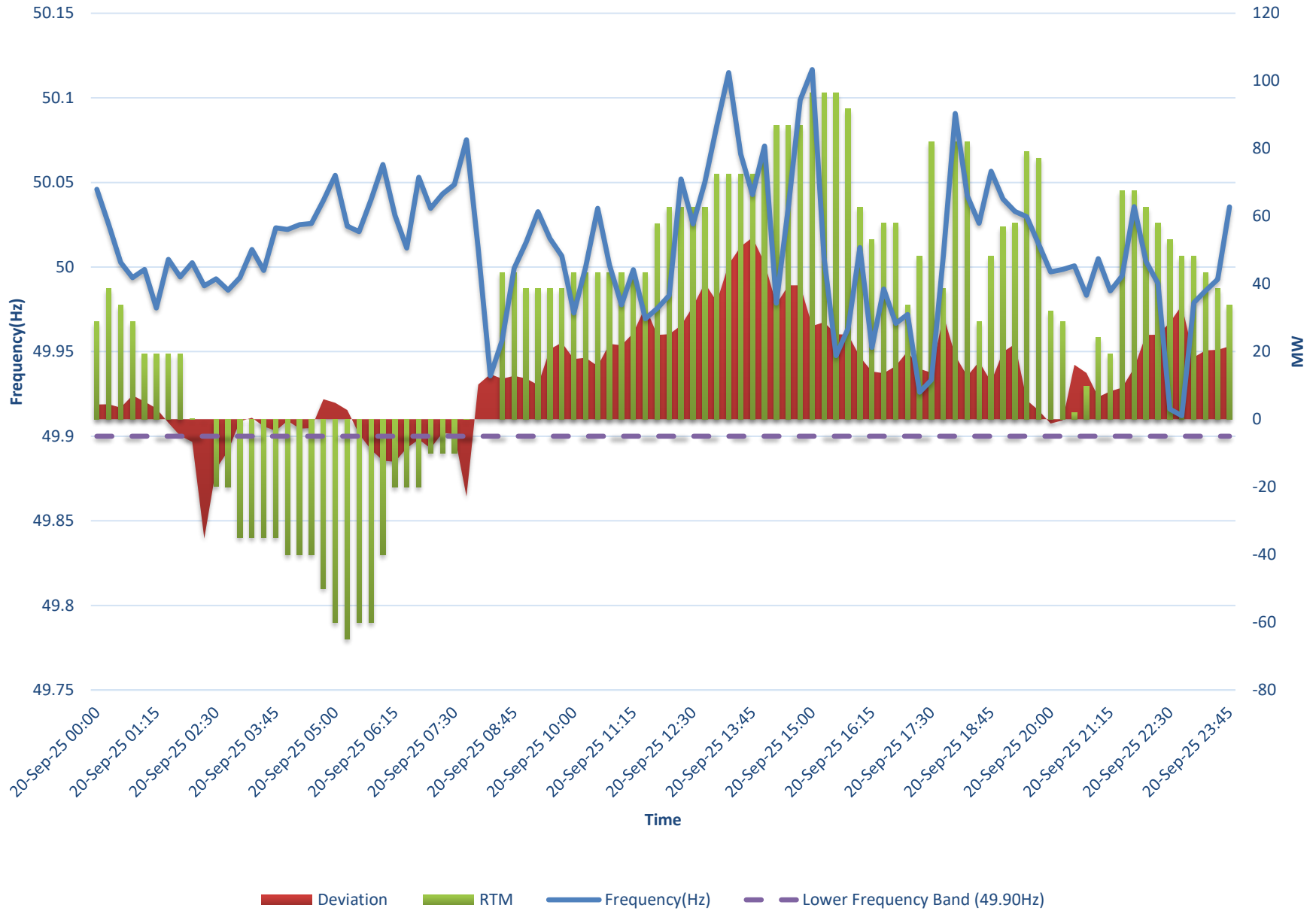
■ Deviation ■ RTM — Frequency(Hz) — Lower Frequency Band (49.90Hz)

Frequency Vs Deviation (19th September 2025)

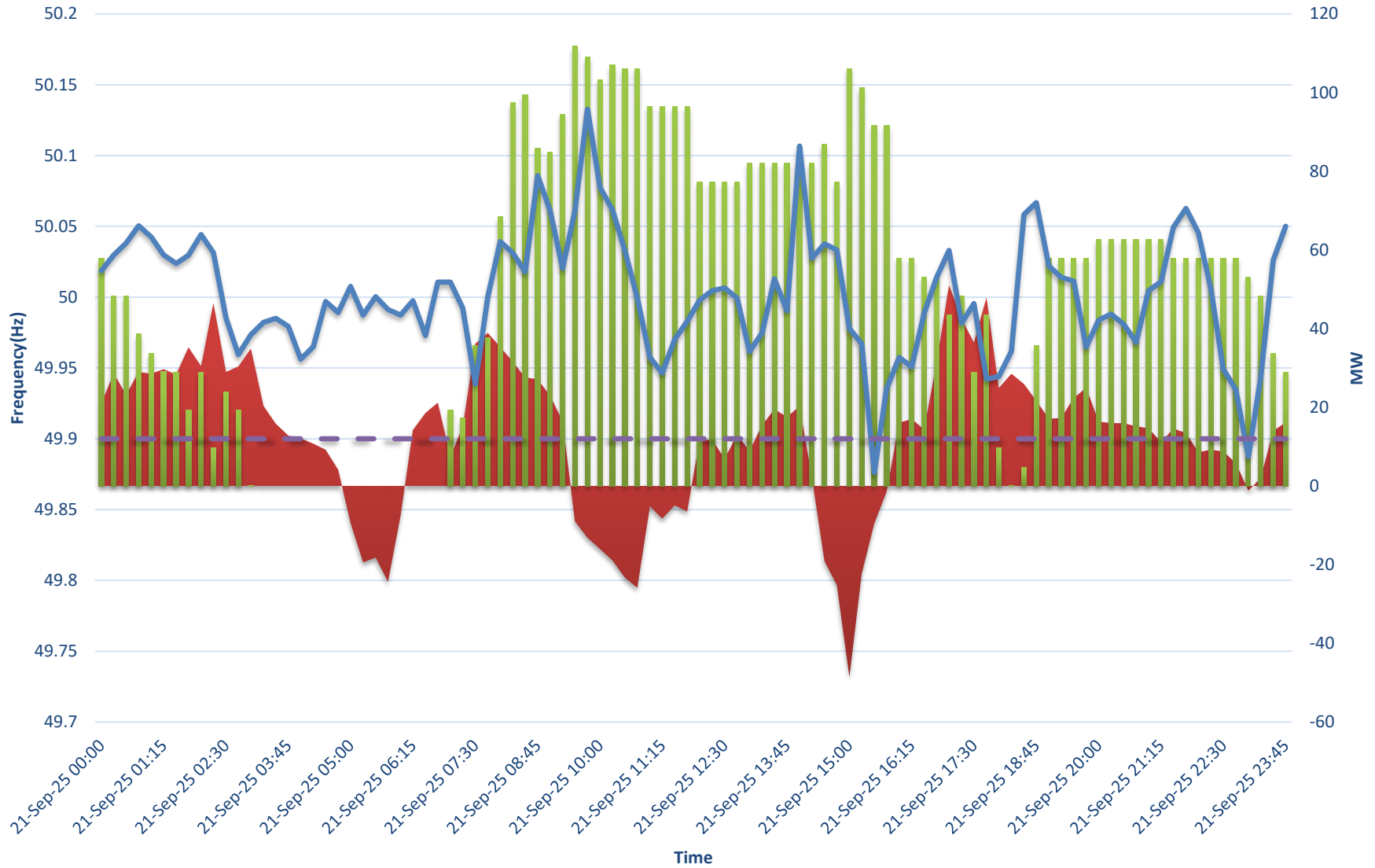


■ Deviation ■ RTM — Frequency(Hz) — Lower Frequency Band (49.90Hz)

Frequency Vs Deviation (20th September 2025)

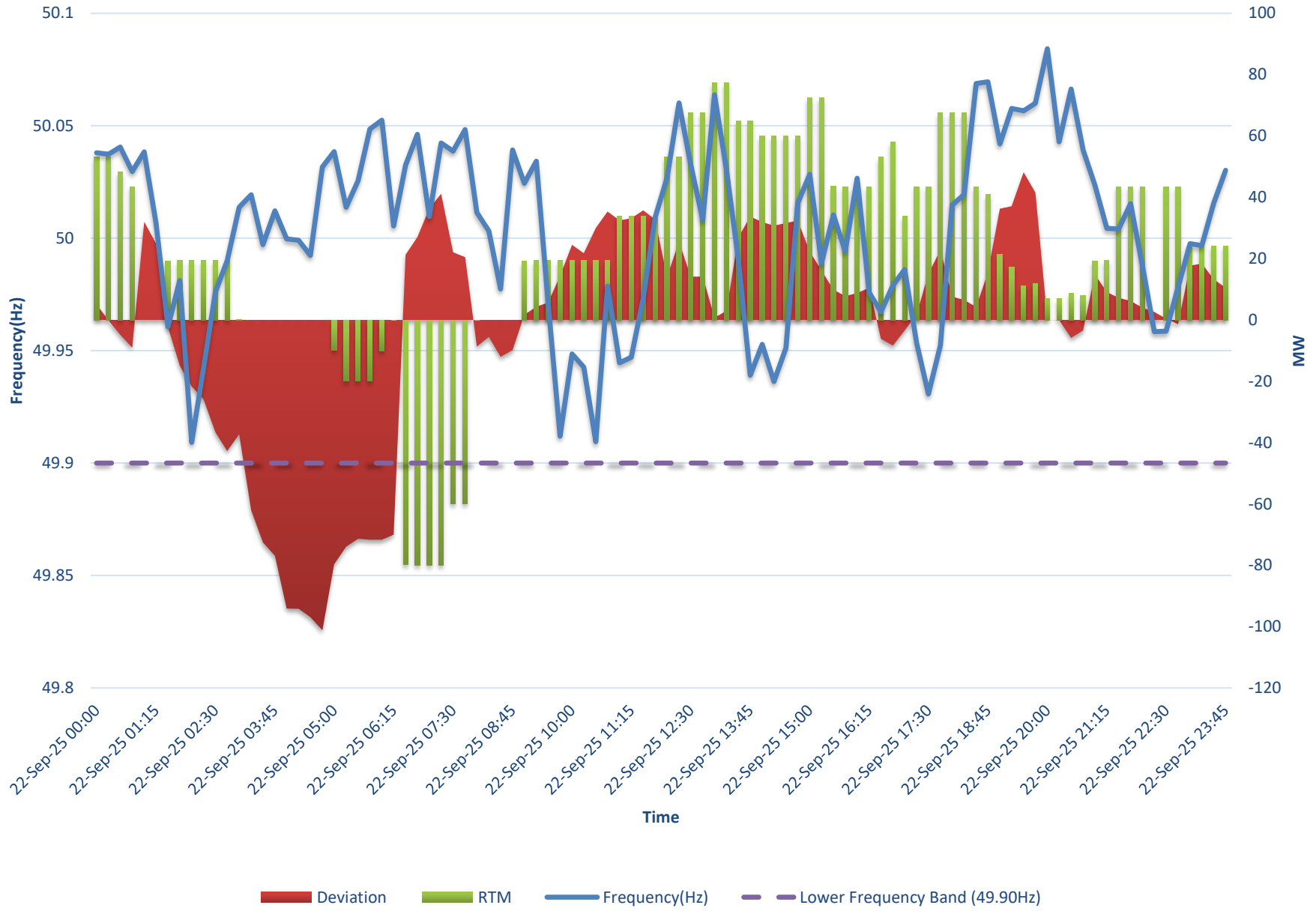


Frequency Vs Deviation (21st September 2025)

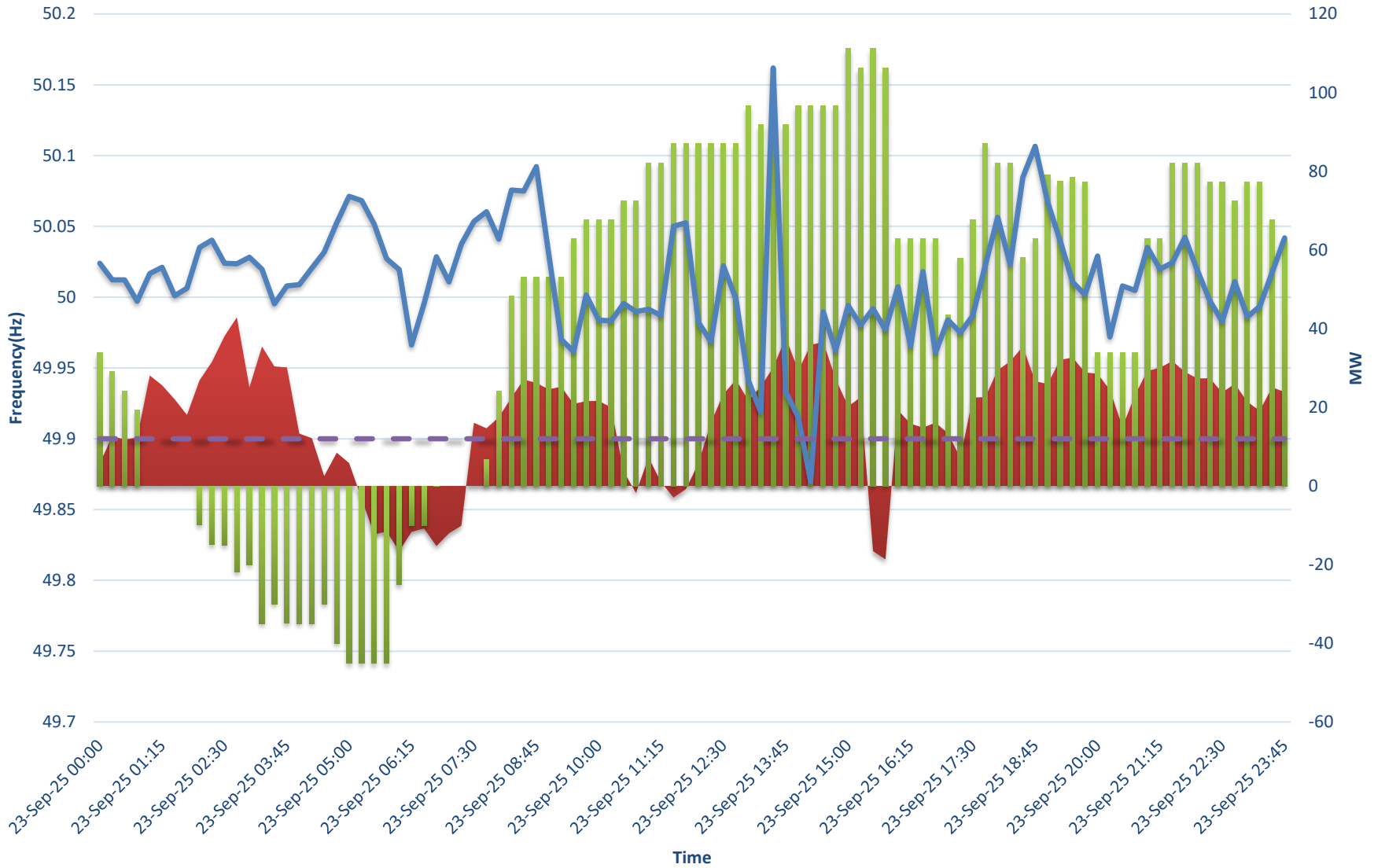


■ Deviation ■ RTM — Frequency(Hz) — Lower Frequency Band (49.90Hz)

Frequency Vs Deviation (22nd September 2025)

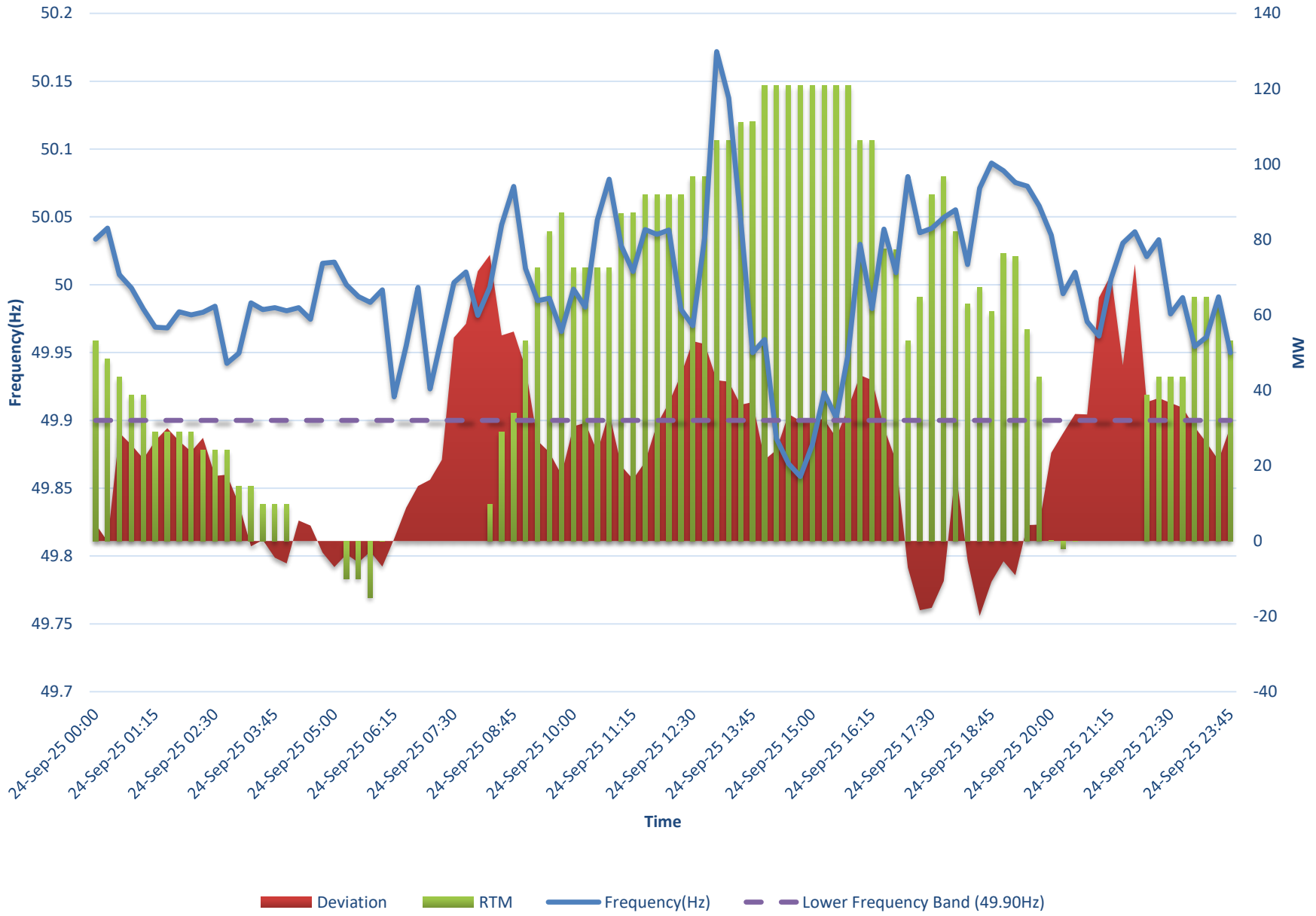


Frequency Vs Deviation (23rd September 2025)

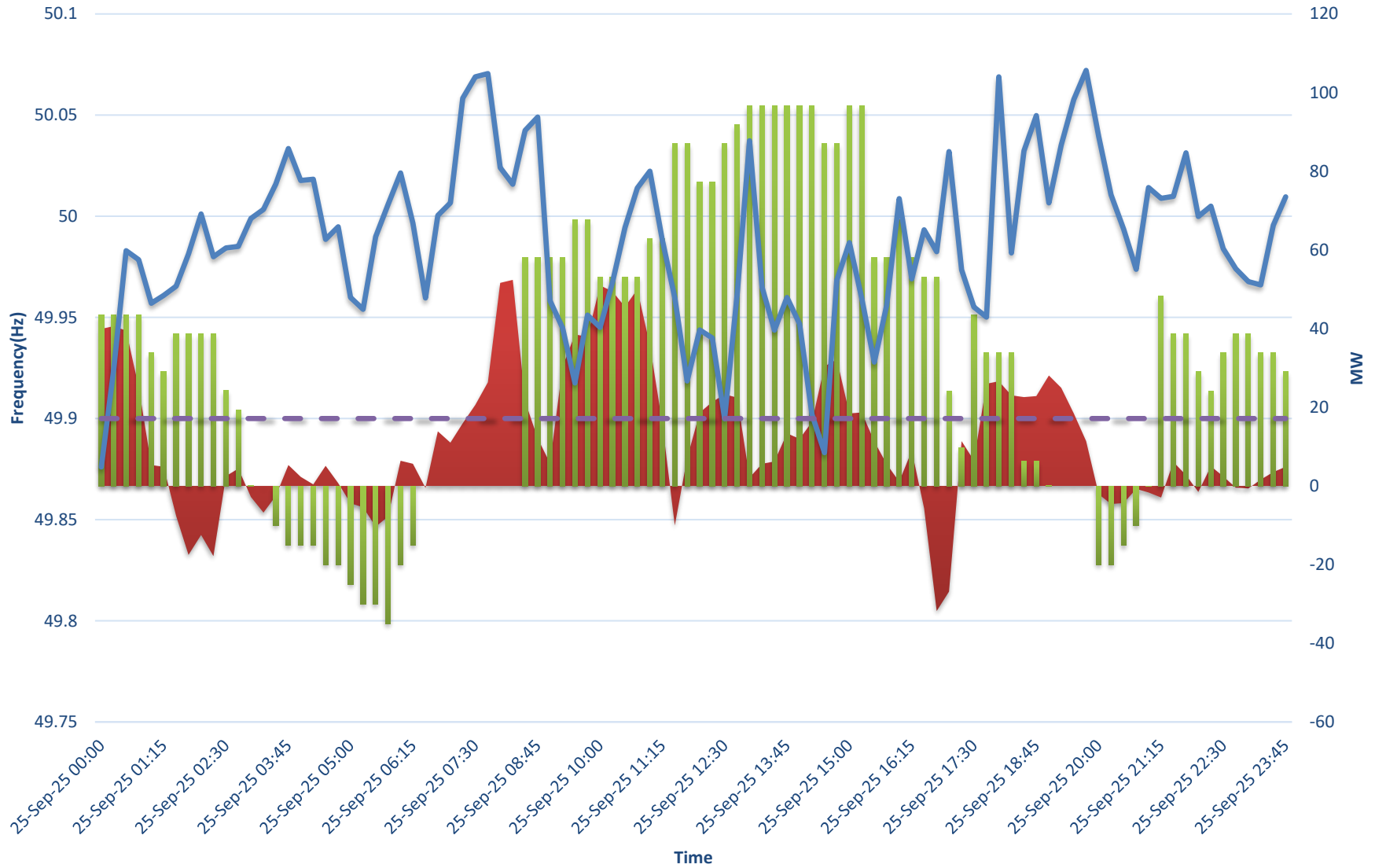


■ Deviation ■ RTM — Frequency(Hz) — Lower Frequency Band (49.90Hz)

Frequency Vs Deviation (24th September 2025)

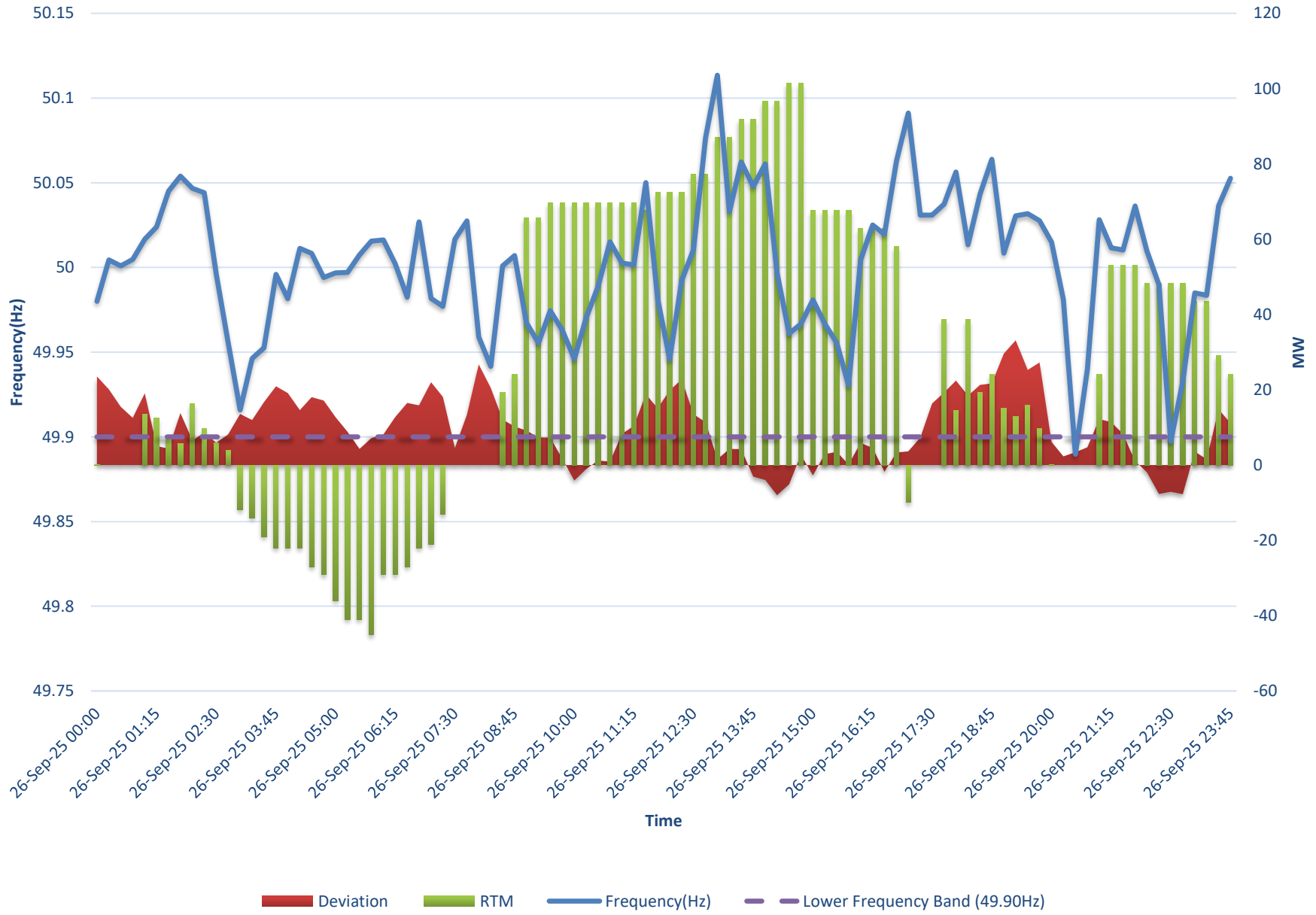


Frequency Vs Deviation (25th September 2025)

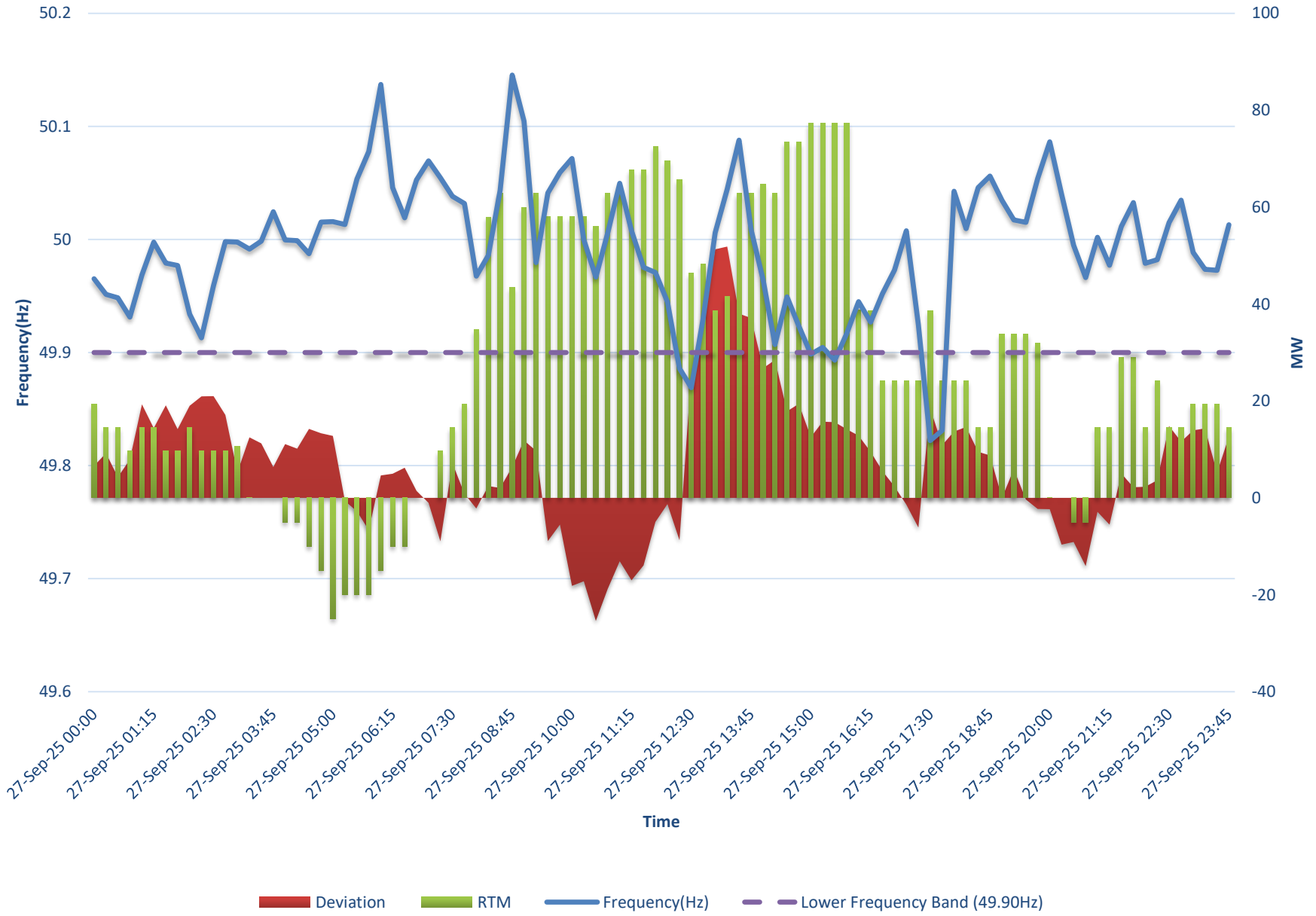


■ Deviation ■ RTM — Frequency(Hz) — Lower Frequency Band (49.90Hz)

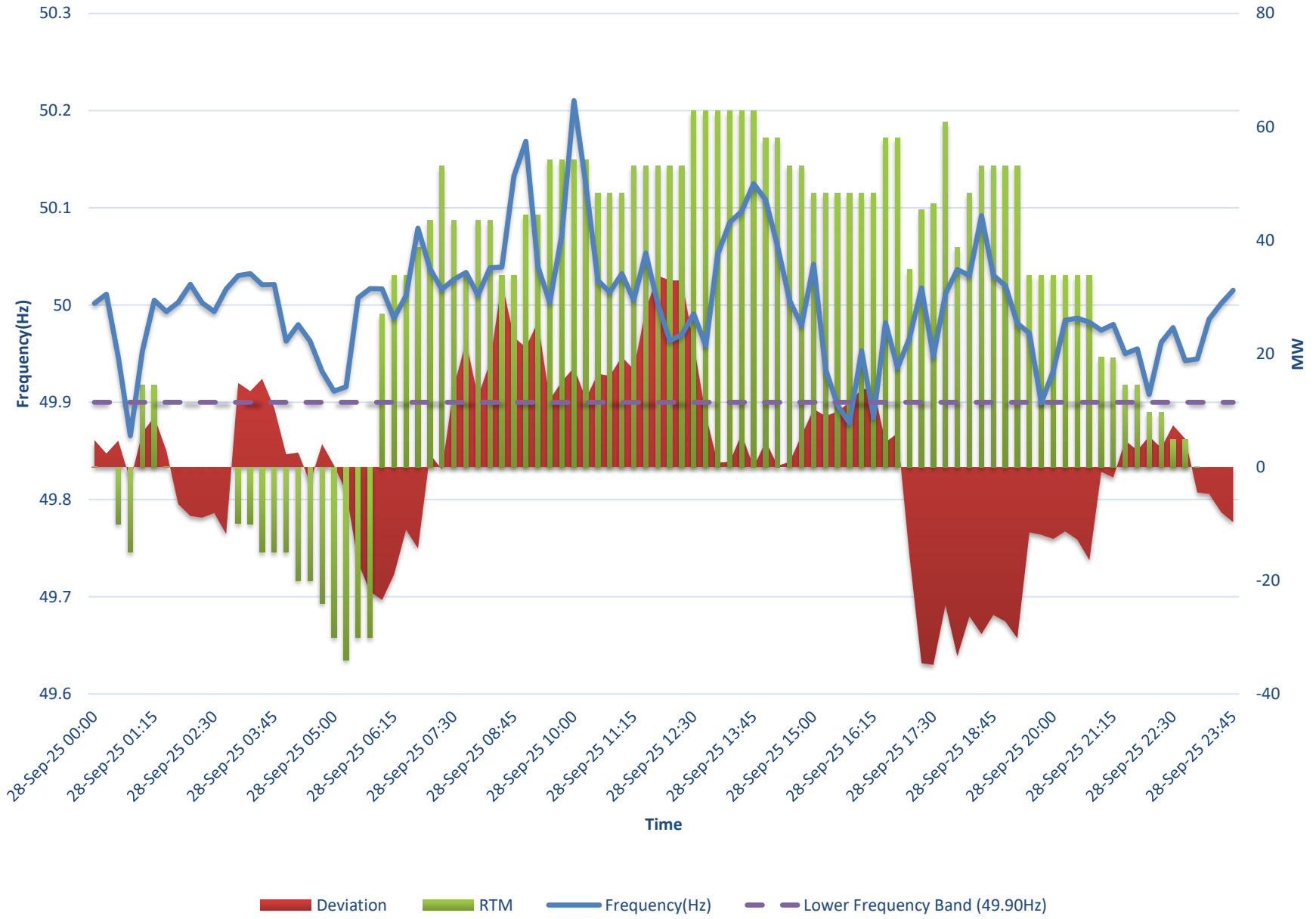
Frequency Vs Deviation (26th September 2025)



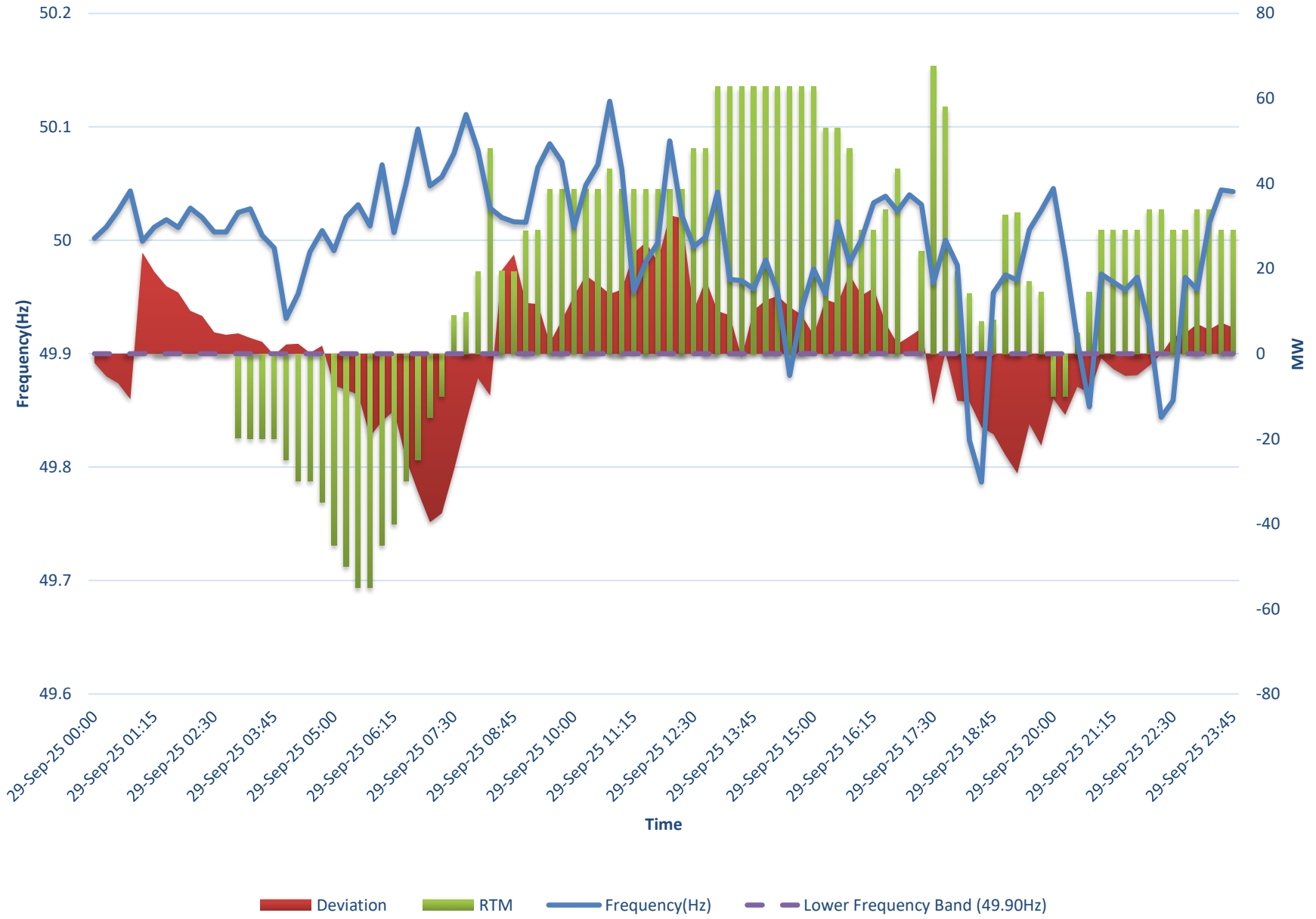
Frequency Vs Deviation (27th September 2025)



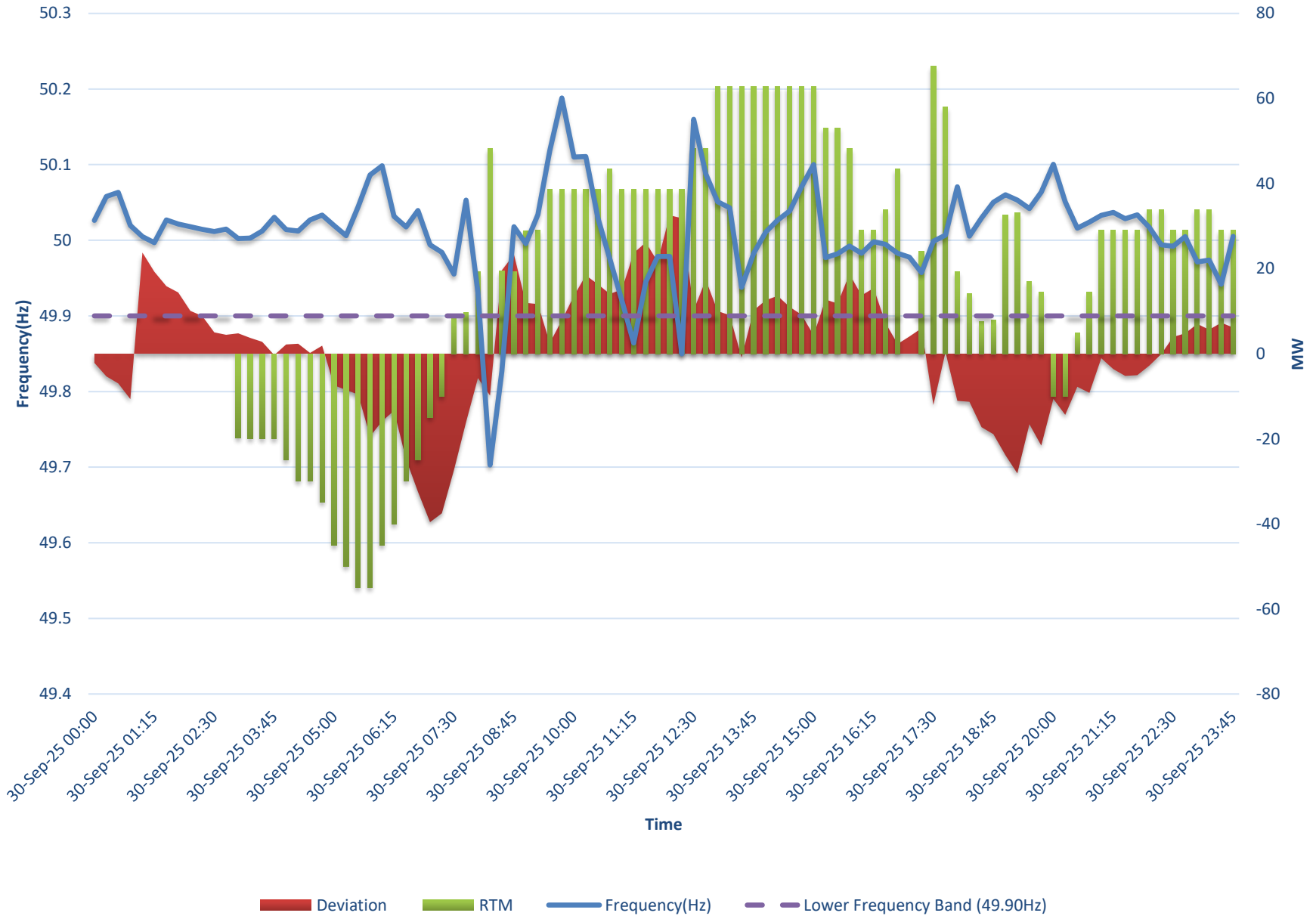
Frequency Vs Deviation (28th September 2025)

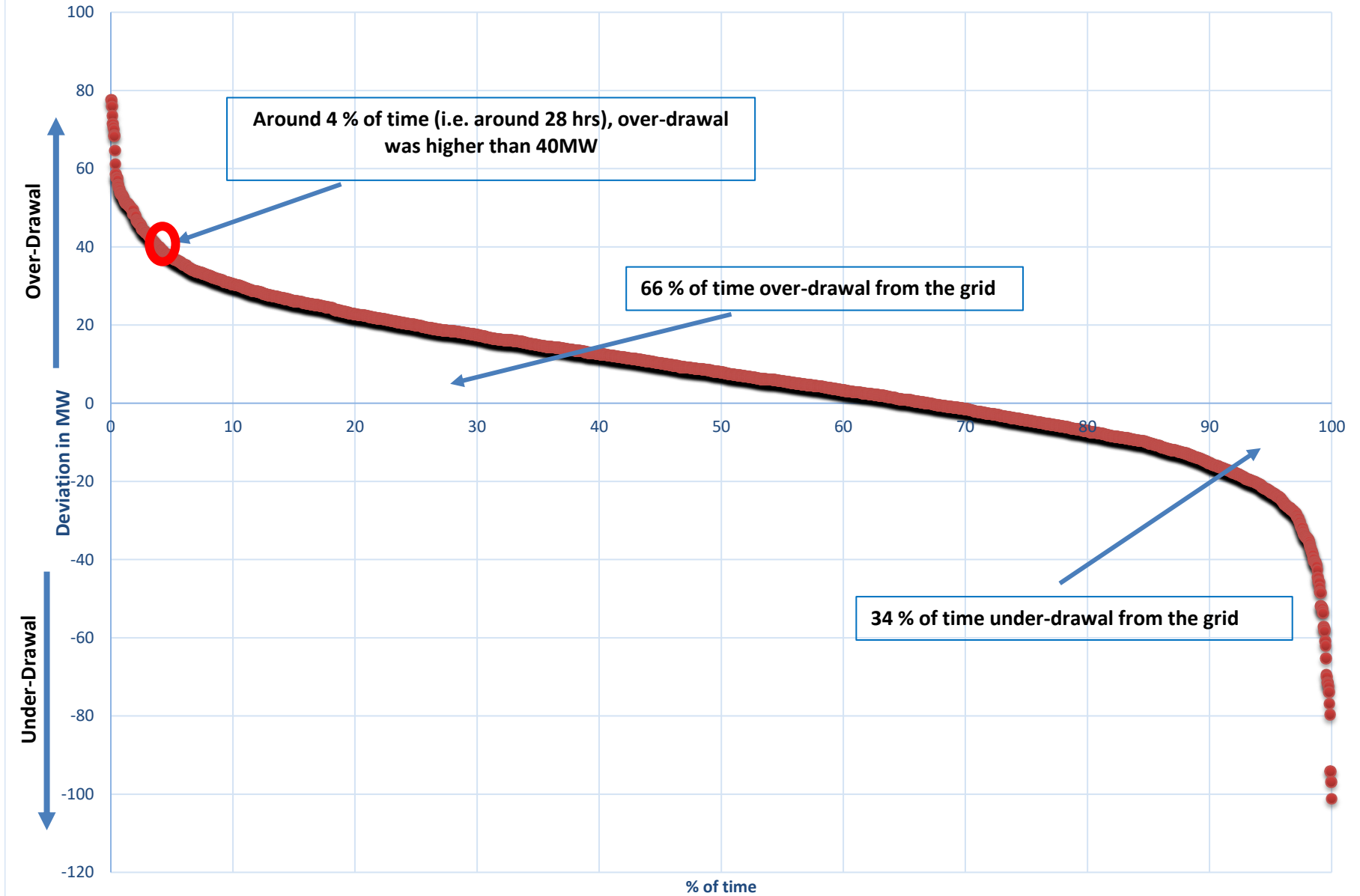


Frequency Vs Deviation (29th September 2025)

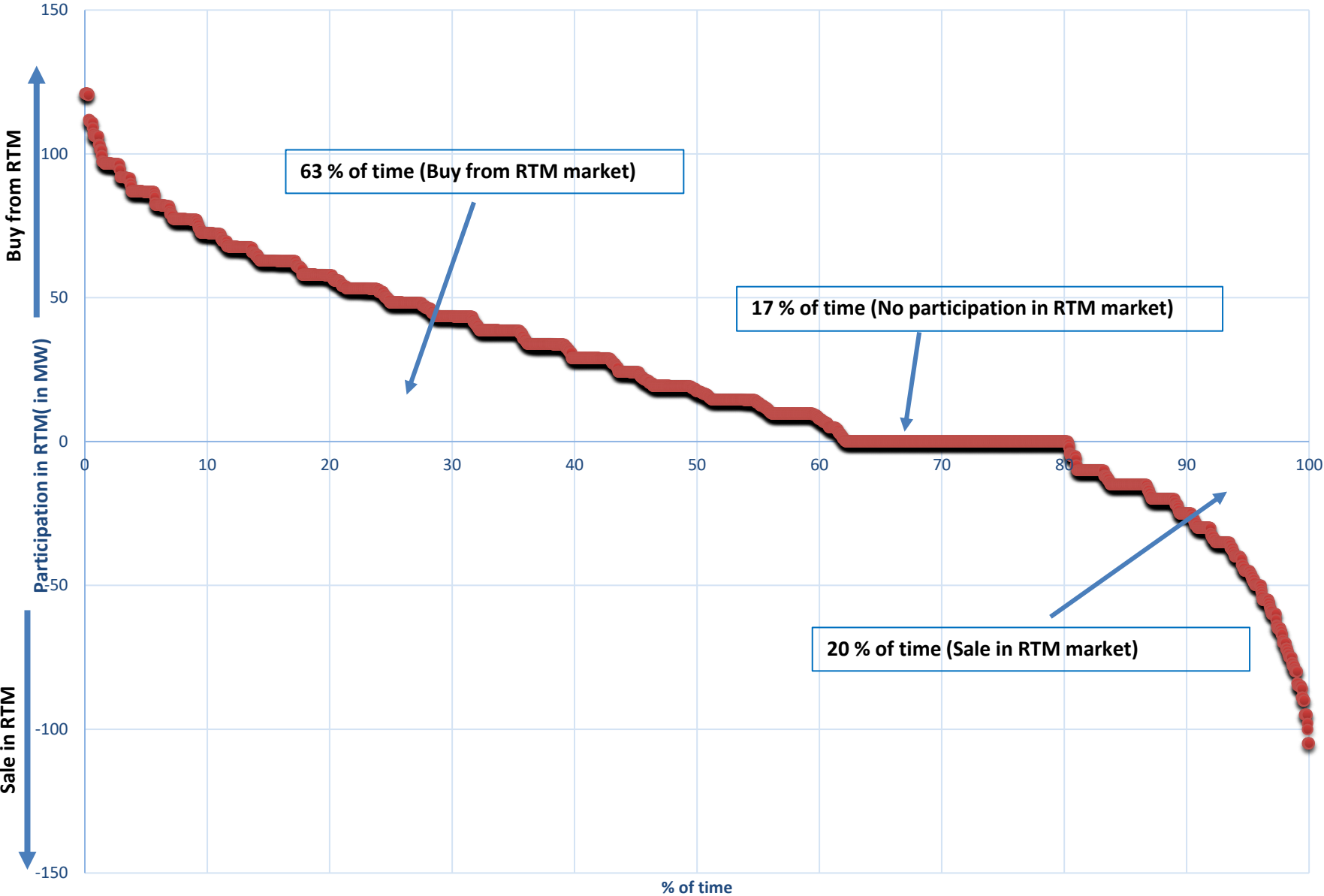


Frequency Vs Deviation (30th September 2025)



Deviation Duration Curve (01st-Sep-2025 to 30th-Sep-2025)

RTM Participation Duration Curve (01st-Sep-2025 to 30th-Sep-2025)



~~ANNEXURE 3.2A~~**RE: Furnishing of inputs for OPGW laying scheme**

From Vishal Badlas {विशाल बदलास} <v.badlas@powergrid.in>

Date Fri 8/22/2025 7:22 PM

To Kaushal Suman {कौशल सुमन} <k.suman@powergrid.in>

Cc Nutan Mishra {नूतन मिश्रा} <nutan@powergrid.in>; Shiv Kumar Gupta {एस.के. गुप्ता} <shivkumar@powergrid.in>; Mandyam Dinesh Sai {} <dineshsai@powergrid.in>; Sundeep Kr Gupta {संदीप कुमार गुप्ता} <sundeep.gupta@powergrid.in>; vivek.karthikeyan1 <vivek.karthikeyan1@indigrid.com>; Anjan Kumar Das {अंजन कुमार दास} <anjandas@powergrid.in>; Harshit Verma {Harshit Verma} <harshit491@powergrid.in>

डेटा वर्गीकरण : प्रतिबंधित/RESTRICTED

Dear Sir,

Proposal as follows for formation of link:

1. Formation of 400kV Binaguri-Alipurduar-Bongaigaon link:

FOTE (STM-64) each at Alipurduar and Bongaigaon may please be considered as many backup control centres are coming up at NERLDC, Guwahati and there is need for strengthening of the ER-NER bandwidth. STM-64 at Binaguri is upcoming in other communication package. Further, Line length may kindly be ensured for establishing link between Binaguri to Alipurduar and Alipurduar to Bongaigaon because STM-64 link support upto 175 km without repeater.

2. Formation of PK Bari to Silchar

FOTE (STM-16) is available at Silchar. However, optical interfaces are required for formation of link between PK Bari to Silchar.

In addition to the above, No.of fibers laid in the LILO portion to Alipurduar in the line 400kV Binaguri-Alipurduar-Bongaigaon shall be confirmed shortly.

सादर धन्यवाद/Best Regards

विशाल बादलस /Vishal Badlas

प्रबन्धक (ग्रिड. स्व. एव सं) / Manager (GA&C)

पावरग्रिड कॉर्पोरेशन ऑफ इंडिया लिमिटेड/Power Grid Corp Of India Ltd

भारत सरकार का उद्क्रम/(A Govt. of India Enterprise)

Mob.: +91-9205287431

From: Kaushal Suman {कौशल सुमन} <k.suman@powergrid.in>

Sent: 21 August 2025 12:01

To: Sundeep Kr Gupta {संदीप कुमार गुप्ता} <sundeep.gupta@powergrid.in>; Vishal Badlas {विशाल बदलास} <v.badlas@powergrid.in>; vivek.karthikeyan1 <vivek.karthikeyan1@indigrid.com>



RE: Furnishing of inputs for OPGW laying scheme

From Vivek Karthikeyan <vivek.karthikeyan1@energrid.in>

Date Thu 8/21/2025 12:14 PM

To Kaushal Suman {कौशल सुमन} <k.suman@powergrid.in>; Sundeep Kr Gupta {संदीप कुमार गुप्ता} <sundeep.gupta@powergrid.in>; Vishal Badlas {विशाल बदलास} <v.badlas@powergrid.in>

Cc Nutan Mishra {नूतन मिश्रा} <nutan@powergrid.in>; Shiv Kumar Gupta {एस.के. गुप्ता} <shivkumar@powergrid.in>; Mandyam Dinesh Sai {} <dineshsai@powergrid.in>; Satish Kr Sahare {सतीश कुमार सहारे} <satishkumarsahare@powergrid.in>; Santosh Kumar {संतोष कुमार} <santoshk@powergrid.in>; narinder.singh <narinder.singh@indigrid.com>; Samridhhi Gogoi <samridhhi.gogoi@indigrid.com>

General

Respected Sir,

This is to inform you that the existing FOTE at PK Bari has only one spare directional connectivity available, which is being considered as a backup for the existing system.

Accordingly, additional FOTE equipment will be required, which shall be integrated with the existing system to facilitate the proposed integration.

Submitted for your kind consideration, please.

Thanks & Regards
Vivek Karthikeyan
8966903034

From: Kaushal Suman {कौशल सुमन} <k.suman@powergrid.in>

Sent: 21 August 2025 12:01

To: Sundeep Kr Gupta {संदीप कुमार गुप्ता} <sundeep.gupta@powergrid.in>; Vishal Badlas {विशाल बदलास} <v.badlas@powergrid.in>; Vivek Karthikeyan <vivek.karthikeyan1@energrid.in>

Cc: Nutan Mishra {नूतन मिश्रा} <nutan@powergrid.in>; Shiv Kumar Gupta {एस.के. गुप्ता} <shivkumar@powergrid.in>; Mandyam Dinesh Sai {} <dineshsai@powergrid.in>; Satish Kr Sahare {सतीश कुमार सहारे} <satishkumarsahare@powergrid.in>; Santosh Kumar {संतोष कुमार} <santoshk@powergrid.in>

Subject: Fw: Furnishing of inputs for OPGW laying scheme

[Mail from External Sender - be careful with Links, Attachments and Responses.](#)

डेटा वर्गीकरण : प्रतिबंधित/RESTRICTED

Sir

Inputs as desired in trailing mail is required for finalisation of OPGW scheme which shall be deliberated in the upcoming NERPC TeST meeting to be held on 29.08.2025.
It is requested to provide the required inputs as per trailing mail at the earliest.

Regards

From: Kaushal Suman {कौशल सुमन} <k.suman@powergrid.in>
Sent: Wednesday, August 13, 2025 10:22 AM
To: Sundeep Kr Gupta {संदीप कुमार गुप्ता} <sundeep.gupta@powergrid.in>; Vishal Badlas {विशाल बदलास} <v.badlas@powergrid.in>; vivek.karthikeyan1 <vivek.karthikeyan1@indigrid.com>
Cc: Nutan Mishra {नूतन मिश्रा} <nutan@powergrid.in>; Shiv Kumar Gupta {एस.के. गुप्ता} <shivkumar@powergrid.in>; Mandyam Dinesh Sai {} <dineshsai@powergrid.in>; Satish Kr Sahare {सतीश कुमार सहारे} <satishkumarsahare@powergrid.in>
Subject: Fw: Furnishing of inputs for OPGW laying scheme

Sir

It is requested to provide the required inputs as per trailing mail at the earliest.

Regards

From: Kaushal Suman {कौशल सुमन}
Sent: Monday, August 4, 2025 5:36 PM
To: Sundeep Kr Gupta {संदीप कुमार गुप्ता} <sundeep.gupta@powergrid.in>; Vishal Badlas {विशाल बदलास} <v.badlas@powergrid.in>; Vivek Karthikeyan <vivek.karthikeyan1@indigrid.com>
Cc: Nutan Mishra {नूतन मिश्रा} <nutan@powergrid.in>; Shiv Kumar Gupta {एस.के. गुप्ता} <shivkumar@powergrid.in>; Satish Kr Sahare {सतीश कुमार सहारे} <satishkumarsahare@powergrid.in>; Mandyam Dinesh Sai {} <dineshsai@powergrid.in>
Subject: Furnishing of inputs for OPGW laying scheme

Dear Sir

Scheme for OPGW laying is to be prepared for the below mentioned lines:

- a) 400kV P K Bari-Silchar
- b) 400kV Binaguri-Alipurdwār-Bongaigaon(LILO at Alipurdwār)

In this regard, POWERGRID may kindly provide the below mentioned inputs for preparation of said scheme:

- i) Any requirement of FOTE at Alipurdwār for formation of 400kV Binaguri-Alipurdwār-Bongaigaon link.
In case the existing FOTE will suffice the purpose, it may be confirmed that the existing FOTE has amplifier card in it.
- ii) Any requirement of FOTE at Silchar for formation of 400kV P K Bari-Silchar link.
- iii) No. of fibers(24/48F) laid in the LILO portion to Alipurdwār in the line 400kV Binaguri-Alipurdwār-Bongaigaon.

IndiGrid may kindly provide the below mentioned inputs for preparation of said scheme:

- ii) Any requirement of FOTE at P K Bari node for formation of 400kV P K Bari-Silchar link.

Thanks and Regards

Kaushal Suman

Ch Manager(Commn.)

CTUIL,Gurgaon

दावात्याग : यह ईमेल पावरग्रिड के दावात्याग नियम व शर्तों द्वारा शासित है जिसे

<http://apps.powergrid.in/Disclaimer.htm> पर देखा जा सकता है। Disclaimer: This e-mail is governed by the Disclaimer Terms & Conditions of POWERGRID which may be viewed at <http://apps.powergrid.in/Disclaimer.htm>

Disclaimer: The contents of this e-mail message and any attachments are confidential and are intended solely for the addressee. If you have received this transmission in error, please immediately notify the sender by return e-mail and delete this message and its attachments. Any unauthorized use, copying or dissemination of this transmission is prohibited. Neither the confidentiality nor the integrity of this message can be vouched for following transmission on the Internet.



Re: furnishing of inputs for OPGW laying scheme preparation

From Kamlesh Baishya {कमलेश Baishya} <kamlesh156@powergrid.in>

Date Tue 10/7/2025 10:44 AM

To Kaushal Suman {कौशल सुमन} <k.suman@powergrid.in>; Sundeep Kr Gupta {संदीप कुमार गुप्ता} <sundeep.gupta@powergrid.in>; Vishal Badlas {विशाल बदलास} <v.badlas@powergrid.in>

Cc Manish Kumar Tiwari {मनीष कुमार तिवारी} <manish.tiwari@powergrid.in>; Nutan Mishra {नूतन मिश्रा} <nutan@powergrid.in>; Deep Bhowmick {दीप भौमिक} <deepbhowmick@powergrid.in>; Mandyam Dinesh Sai {} <dineshsai@powergrid.in>; Shiv Kumar Gupta {एस.के. गुप्ता} <shivkumar@powergrid.in>; Santosh Kumar {संतोष कुमार} <santoshk@powergrid.in>; Sakal Deep {सकल दीप} <skldeep@grid-india.in>; ashim.goswami@gov.in <ashim.goswami@gov.in>; Bhaskar Jyoti Gohain {भास्कर ज्योति गोहेन} <bhaskarjyotigohain@powergrid.in>

डेटा वर्गीकरण : प्रतिबंधित/RESTRICTED

Dear Sir/Madam,

- 1) **Link Length:** Kathalguri Mariani (AEGCL)- 162.26 kM.
- 2) Requirement of STM-16 FOTE will be subject to study and may kindly be looked upon. Currently, following is the configuration of the equipment installed at Kathalguri and Mariani:
Kathalguri- STM-16 SDH.
Mariani (AEGCL)-STM 4 SDH.
- 3) **Mode of Implementation of line:** RTM.

Regards

Kamlesh Baishya

Dy.Manager

ULDC

From: Kaushal Suman {कौशल सुमन} <k.suman@powergrid.in>

Sent: Monday, October 6, 2025 4:13 PM

To: Kamlesh Baishya {कमलेश Baishya} <kamlesh156@powergrid.in>; Sundeep Kr Gupta {संदीप कुमार गुप्ता} <sundeep.gupta@powergrid.in>; Vishal Badlas {विशाल बदलास} <v.badlas@powergrid.in>

Cc: Manish Kumar Tiwari {मनीष कुमार तिवारी} <manish.tiwari@powergrid.in>; Nutan Mishra {नूतन मिश्रा} <nutan@powergrid.in>; Mandyam Dinesh Sai {} <dineshsai@powergrid.in>; Shiv Kumar Gupta {एस.के. गुप्ता} <shivkumar@powergrid.in>; Santosh Kumar {संतोष कुमार} <santoshk@powergrid.in>; Sakal Deep {सकल दीप} <skldeep@grid-india.in>; ashim.goswami@gov.in <ashim.goswami@gov.in>; Bhaskar Jyoti Gohain {भास्कर ज्योति गोहेन} <bhaskarjyotigohain@powergrid.in>

Subject: Re: furnishing of inputs for OPGW laying scheme preparation

डेटा वर्गीकरण : प्रतिबंधित/RESTRICTED

Sir

Thanks for your valuable input.

However, for the 220kV Kathalguri-Mariani(Aegcl) line on which OPGW is not available the below mentioned inputs may be also provided for preparation of scheme:

a)Line length.

- b) Any requirement of STM 16 FOTE at Kathalguri and Mariani(Aegcl) ends for formation of STM16 link.
c) Mode of implementation of line(RTM/TBCB). If TBCB then name of SPV may be provided.

Regards
Kaushal Suman

From: Kamlesh Baishya {कमलेश Baishya} <kamlesh156@powergrid.in>
Sent: Monday, October 6, 2025 12:24 PM
To: Kaushal Suman {कौशल सुमन} <k.suman@powergrid.in>; Sundeep Kr Gupta {संदीप कुमार गुप्ता} <sundeep.gupta@powergrid.in>; Vishal Badlas {विशाल बदलास} <v.badlas@powergrid.in>
Cc: Manish Kumar Tiwari {मनीष कुमार तिवारी} <manish.tiwari@powergrid.in>; Nutan Mishra {नूतन मिश्रा} <nutan@powergrid.in>; Mandyam Dinesh Sai {} <dineshsai@powergrid.in>; Shiv Kumar Gupta {एस.के. गुप्ता} <shivkumar@powergrid.in>; Santosh Kumar {संतोष कुमार} <santoshk@powergrid.in>; Sakal Deep (सकल दीप) <skldeep@grid-india.in>; ashim.goswami@gov.in <ashim.goswami@gov.in>; Bhaskar Jyoti Gohain {भास्कर ज्योति गोहैन} <bhaskarjyotigohain@powergrid.in>
Subject: Re: furnishing of inputs for OPGW laying scheme preparation

डेटा वर्गीकरण : प्रतिबंधित/RESTRICTED

Dear Sir/Madam,

Please find the details required at your end:

1. 220kV Kathalguri-Mariani(Aegcl) line:

OPGW not available.

Ownership: POWERGRID.

2. 220 kV BTPS Salakati:

OPGW being implemented under NER FO Expansion Package.

Ownership: POWERGRID.

Regards
Kamlesh Baishya
Dy.Manager
ULDC

From: Kaushal Suman {कौशल सुमन} <k.suman@powergrid.in>
Sent: Thursday, September 4, 2025 3:41 PM
To: Kamlesh Baishya {कमलेश Baishya} <kamlesh156@powergrid.in>; Sundeep Kr Gupta {संदीप कुमार गुप्ता} <sundeep.gupta@powergrid.in>; Vishal Badlas {विशाल बदलास} <v.badlas@powergrid.in>
Cc: Manish Kumar Tiwari {मनीष कुमार तिवारी} <manish.tiwari@powergrid.in>; Nutan Mishra {नूतन मिश्रा} <nutan@powergrid.in>; Mandyam Dinesh Sai {} <dineshsai@powergrid.in>; Shiv Kumar Gupta {एस.के. गुप्ता} <shivkumar@powergrid.in>; Santosh Kumar {संतोष कुमार} <santoshk@powergrid.in>; Sakal Deep (सकल दीप) <skldeep@grid-india.in>; ashim.goswami@gov.in <ashim.goswami@gov.in>
Subject: furnishing of inputs for OPGW laying scheme preparation

डेटा वर्गीकरण : प्रतिबंधित/RESTRICTED

Dear Sir

As discussed in the 32nd NETeST meeting, Kindly provide the below mentioned inputs for preparation of OPGW laying scheme:

1)220kV Kathalguri-Mariani(Aegcl) line:

- a)Ownership of the line and its line length.
- b)Status of OPGW availability on this line.(Yes/No/under implementation in any scheme)
- c)Any requirement of STM 16 FOTE at Kathalguri and Mariani(Aegcl) ends for formation of STM16 link.(in case OPGW is not available/not under implementation)
- d)Mode of implementation of line(RTM/TBCB).If TBCB then name of SPV may be provided.

2)220kV BTPS-Salakati line:

- a)Line pertains to ER or NER region?
- b)Status of OPGW availability on this line.(Yes/No/under implementation in any scheme)
- c)Any requirement of STM 16 FOTE at BTPS and Salakati ends for formation of STM16 link.(in case OPGW is not available/not under implementation)
- d)Mode of implementation of line(RTM/TBCB). If TBCB then name of SPV may be provided.

Thanks and Regards

Kaushal Suman
Ch Manager(Commn.)
CTUIL,Gurgaon

crore. The project is proposed to be implemented in three phases: **Phase-I** by 2030–31, **Phase-II** by 2031–32, and **Phase-III** by 2033–34. The implementation timeline includes 2~3 years for complete manufacturer readiness and 36 months for execution from the date of allocation. Route alignment analysis, including possible overlaps with wildlife/protected areas, will be undertaken using the PM Gati Shakti portal. Load flow studies indicate that power flow, bus voltages, and bus angles remain within permissible limits under both normal and contingency scenarios.

2.16.4 **CMD, GRID-INDIA** suggested that the proposed scheme of 1100 kV could be examined for other scenarios in addition to the two scenarios that were presented by CTUIL.

2.16.5 After detailed deliberations, it was agreed by all the members that CTUIL may share the proposal for the 1100 kV Ultra High-Capacity Transmission Corridor interconnecting the WR, ER, and SR grids with GRID-India for their feedback. Upon receipt of feedback from GRID-India, CTUIL may circulate the revised proposal to all RPCs for their comments, following which the agenda will be placed before the NCT for approval. Additionally, the CEA Manual on Transmission Planning Criteria (2023) shall be updated to incorporate provisions for 1100 kV systems by Power System Wing, CEA. The study for this corridor shall also consider a broader set of scenarios to ensure a comprehensive system analysis.

2.16.6 **Decision of the NPC:**

i. **CTUIL shall share the proposal of 1100 kV Ultra High-Capacity Transmission Corridor for interconnection of WR, ER and SR grids with GRID-India for their feedback.**

(Action: CTU and GRID India)

ii. **CTU shall share the revised proposal after receipt of the feedback from GRID-INDIA, with all RPCs for their views. Accordingly, an agenda will be placed before the NCT meeting for approval.**

(Action: CTU and All RPCs)

iii. **The CEA Manual on Transmission Planning Criteria, 2023, need to be updated to include provisions for 1100 kV systems.**

(Action: Power System Wing, CEA)

iv. **The Study shall be conducted by considering a broader set of scenarios to ensure comprehensive analysis.**

(Action: CTUIL and All RPCs)

2.17 **Installation of OPGW on the existing lines of ISTS and STU (Agenda of CTUIL):**

2.17.1 **Representative of CTUIL** briefed the agenda to the Committee and informed that the CEA's communications dated 22.05.2024 and 22.11.2024 mandates all

transmission lines of 110 kV and above to be provided with Optical Ground Wire (OPGW) along with necessary terminal equipment for speech transmission, line protection, and data channels, with upcoming lines specifically to be equipped with 48-fiber OPGW. However, during the planning of new transmission schemes, several existing lines are often having LILO systems at upcoming ISTS/STU substations. In the absence of OPGW on such existing lines, meeting data and voice communication requirements for the new substations becomes a challenge. Moreover, installation of OPGW under live-line conditions is time-consuming and operationally complex compared to its implementation on new lines. He mentioned that a proactive approach is needed to address this issue and enhance the reliability and redundancy of the ISTS communication network which is critical for secure and stable grid operations.

2.17.2 He further informed that in line with the suggestions in the NCT meeting, CTUIL has identified ISTS lines lacking OPGW across various TBCB, RTM, and JV projects, and has compiled the details in **Tables I, II, and III** for preparation of a comprehensive augmentation scheme.

Table –I: POWERGRID Transmission lines under RTM without OPGW

S. No.	Region	Line Length (Kms)
1	NR	4091
2	WR	5200
3	SR	644
4	ER	2754
5	NER	146
	Grand Total:	12835

Table-II: TATA Powerlink (Joint Venture of POWERGRID & TATA Power) Transmission lines without OPGW

S. No.	Region	Line Length (Kms)
1	ER	309
2	NR	742
	Grand Total:	1051

Table- III: TBCB Transmission Lines (Private) without OPGW

S. No.	TSP Name	Region	Line Length (Kms)
1	Indigrid	ER	162
		WR	615
2	Adani	WR	1892
		Total:	2669

2.17.3 The NPC agreed that the proposal of Installation of OPGW on the existing lines of ISTS and STU may be put in next NCT meeting for deliberation.

2.17.4 Decision of the NPC:

- i. **The proposal for installation of OPGW on the existing lines of ISTS may be put in upcoming RPCs/NCT meeting for deliberation. STU may also put up the scheme for OPGW on existing lines in respective RPCs.**

(Action: CTUIL/ All RPCs)

2.18 Sustained High Frequency in Indian power system during solar hours (Agenda of Grid India) :

2.18.1 **Representative of Grid-India** highlighted the issue of high frequency on several days in May 2025 and requested implementation of provisions of CEA Flexible Operation Regulations.

2.18.2 **Chairperson, CEA/NPC**, acknowledged the issue and highlighted the importance of implementation of Hydro-based Pumped Storage Projects (PSPs) and the incentives being extended to such projects under various policy frameworks. It was further advised that the matter may be taken up with RE-rich states for a detailed study and examination of the issue.

2.18.3 Decision of the NPC:

- i. **Grid-India may carry out an assessment of RE capacity addition in the coming years to understand its potential impact on grid frequency. The must run plants contributing to high frequency during solar hours may also be studied and reviewed.**

(Action: Grid-India)

2.19 Frequent outages of HVDC Champa-Kurukshetra and its impact on Indian power system (Agenda of Grid India):

2.19.1 **Representative of Grid-India** shared the issue of repeated tripping in HVDC Champa – Kurukshetra line as well as stability related concerns raised by generating units in WR/ER.

2.19.2 **Chairperson, CEA/NPC**, proposed for constitution of a Committee under Member (PS), CEA, examining the issue as well as for suitable SPS design. He further advised CTUIL to plan dynamic reactive compensation devices near load centres.

2.19.3 The NPC agreed that a Committee may be constituted under the chairmanship of the Member (Power Systems), CEA, comprising representatives from NRPC, WRPC, ERPC, PGCIL, NLDC, NRLDC, ERLDC, WRLDC, PSETD Division, CEA and NPC Secretariat, to study the issue in detail and recommend appropriate mitigation measures.

Minutes for 8th Meeting for Planning of Communication system for Inter-State Transmission system (ISTS) of North Eastern Region held in virtual mode (MS-Teams) on 28th July 2025.

The Meeting started with opening remarks from Sr. DGM (CTU) and brief introduction of participants. He welcomed all the participants to the 8th communication planning meeting of North Eastern region. He further added that CTUIL is carrying out ISTS communication system planning as per various CEA guidelines and CERC 2017 regulations.

List of participants is attached at **Annexure VI**.

A: New Agenda items

1. Installation of OPGW on the existing lines of ISTS and STU (CTUIL)

- 1.1 CEA has intimated vide letter dtd.22.05.2024 (attached at **Annexure-I**) that all the transmission lines of 110kV and above shall have Optical Ground Wire (OPGW) along with necessary terminal equipment for speech transmission, line protection, and data channels. Further primary path for tele-protection shall be on point-to-point Optical Ground Wire and alternative path shall be either on Power Line Carrier Communication or predefined physically diversified Optical Ground Wire paths. Subsequently CEA vide their letter dtd. 22.11.24 (attached at **Annexure-II**) communicated that all the upcoming lines shall be provided with 48 Fiber OPGW to cater for broadband and internet requirements in the rural areas and hinterlands to provide reliable Telecom connectivity.
- 1.2 In the present scenario of increased RE penetration, frequent system expansion and strengthening, many of the existing lines are proposed for LILO frequently during transmission planning. However, it has been observed many times during planning/execution of these LILO systems that main line is not having OPGW, which leads to issues such as compromising on the alternate path/ redundancy/ protection. Further installation of OPGW on the existing lines being LILOed leads to time mismatch. Moreover, these OPGW laying schemes take even more time than execution of planned TBCB/RTM schemes as Live Line installation of OPGW require PTW from respective RLDCs and also involve ROW for OPGW laying.

As per para 1.2 above:

(b) POWERGRID Transmission lines under RTM without OPGW: Tentative figure is given Below:

S.No	Region	Total Transmission Length (Kms)
1	NR	4091
2	WR	5200

DATA CLASSIFICATION : RESTRICTED

3	SR	644
4	ER	2754
5	NER	127
	Grand Total	12816

(b) TATA Powerlink (Joint Venture of POWERGRID & TATA Power) Transmission lines without OPGW:

S.No	Region	Total Transmission Length (kms)
1	ER	309
2	NR	742
	Total	1051

(c) Private TBCB Transmission Lines without OPGW:

S.No	TSP Name	Region	Total Transmission Length (kms)
1	Indigrd	ER	162
		WR	615
2	Adani	WR	1892
		Total	2669

Grand Total for the Transmission Lines without OPGW – 16,555 Kms (Pan-India).

In NER Region, 400kV Silchar-P K Bari-1 line having length 127km of doesn't have OPGW.

It is requested that all TSPs i.e. POWERGRID, Adani, Indigrd, Sterlite/Resonia, TATA Power, Aparava, etc. and RLDC may also check and intimate if any lines without OPGW is not mentioned here so that same may be included. Further, detail of required FOTE may also be checked and confirmed by respective TSPs.

1.3 State lines without OPGW

- a) Many STU lines also got LILOed on the ISTS substations, for which OPGW installation in the main line is to be taken care by respective State Utilities. STUs are also requested to identify and list out such lines for planning OPGW installation.
- b) As a proactive approach, all the Central and State Sector utilities prioritize the implementation of the 48F-OPGW laying across the transmission network to ensure compliance with regulatory requirements and directive as mentioned above.
- c) Accordingly, it's proposed that:
 1. For ISTS lines CTU has prepared the schemes of implementation of OPGW on existing transmission lines of voltage 132kV and above, on which OPGW is not available, along with estimated cost which could be taken up as follows:
 - a. For TBCB projects, the scheme would be implemented by respective TSP under Change in Law / RTM
 - b. For RTM projects, the scheme would be implemented by respective TSP under RTM
 2. The tentative cost of OPGW laying scheme is Rs. 909.48 Crores for PAN India basis. For NER, the tentative cost of scheme is Rs 7 Crores. Detail of scheme is enclosed as **Annexure-III**.
 3. For intra state projects, it is suggested that STUs shall formulate the scheme of implementation of OPGW on existing system for their respective states.

Deliberation:

CTU explained the agenda to the forum and further stated that CEA advised CTUIL to prepare a comprehensive scheme for installation of OPGW on all those transmission lines of 110kV and above which don't have OPGW on pan-India basis. Further, NPC suggested that the agenda may be deliberated in the respective RPC meetings.

In NER region following ISTS lines doesn't have OPGW

- 1. 400kV P K Bari-Silchar line**
- 2. 400kV Bongaigaon-Alipurduar-Binaguri**

POWERGRID confirmed that the 400kV P K Bari-Silchar line doesn't have OPGW.

INDIGRID confirmed that 400kV Binaguri(PG)-Bongaigaon(PG) doesn't have OPGW. However, this line is LILOed at Alipurduar S/s (PG) and OPGW exists in the LILO part at Alipurduar. Further, Alipurduar –Bongaigaon line is planned to be bypassed at Bongaigaon S/s under NERES-XXV Part-A

and to be integrated with upcoming Bornagar-Bongaigaon line (upto Bypass point) with 24F OPGW, to form Bornagar- Alipurduar line.

NERLDC submitted that 220kV Misa-Killing line also doesn't have OPGW. POWERGRID stated that according to CERC order 73-TT-2024 the above said line doesn't come under ISTS.

Meghalaya stated that they have considered the laying OPGW on 220kV Misa-Killing in reliable communication scheme.

In view of above, CTU proposed for the installation of OPGW on the above mentioned ISTS lines (Line-1 & Line-2). Forum agreed for the same.

Accordingly, the agenda shall be put up in upcoming NERPC/NE TeST meeting for review and further approval from NCT.

2. Furnishing of inputs for maintaining database of fiber uses as per Fiber sharing guidelines (CTUIL)

CEA has issued "Comprehensive guidelines for the usage and sharing of fiber cores of Optical Ground Wire (OPGW)/ Under Ground Fiber Optic (UGFO) Cable for power system applications" 2025. As per clause no. 7 of said guidelines, CTU for ISTS/ STUs for InSTS shall maintain a comprehensive database of fibers of OPGW installed on transmission lines. Accordingly, it is suggested that all the entities shall provide the fiber sharing information as per the format attached at **Annexure-IV** . Only Resonia has provided the data, all other TSPs are requested to expedite.

Further, the Database for transmission lines with and without OPGW was also sought as per the enclosed database. Indigrid, Sterlite, TATA Power, Adani, POWERGRID has provided the data. However, data provided by POWERGRID consists of transmission lines that do not have OPGW. It is requested to provide the data in the required format attached as **Annexure-V**.

Deliberation:

CTU stated that CEA has issued "Comprehensive guidelines for the usage and sharing of fiber cores of Optical Ground Wire (OPGW)/ Under Ground Fiber Optic (UGFO) Cable for power system applications". CTU and STU was suggested to maintain a database of fibers of OPGW installed on transmission lines. Accordingly, a fibre sharing format was formulated and circulated with all the constituents. CTU explained the fibre sharing format and OPGW format to the forum in detail.

POWERGRID suggested for single format for the OPGW & Fibre sharing. CTU clarified that this is the requirement as per recently issued "Comprehensive guidelines for the usage and sharing of fiber cores of Optical Ground Wire (OPGW)/ Under Ground Fiber Optic (UGFO) Cable for power system applications".

POWERGRID stated they will provide the data within a one months' time. Indigrid confirmed that they will provide the requisite data in a week time.

CTU requested all the constituents to provide the fibre sharing details as per the format at the earliest. Forum agreed for the same.

quantum is Ex-PP data instead of data from generator terminal, it resulted in mismatch of calculation in SRAS energy as well as SRAS Incentive.

He acknowledged the concerns raised by NTPC / NHPC and clarified that the SRAS accounts had been prepared strictly as per the procedure issued by NLDC.

Further, it was explained that the data received from NLDC/NERLDC regarding SRAS energy quantum was at the ex-PP level rather than at the generator terminal level, which resulted in a mismatch in the calculation of SRAS energy as well as SRAS incentives and consequently lower disbursements.

As the revision of SRAS Accounts for complete 132 weeks needs to be done, NERPC proposed alternate methodology to calculate the adjustment amount directly for SRAS Incentive. The methodology and detailed computations were explained to the members (The same is enclosed at **Annexure-4.1.1**).

After detailed deliberation, Forum agreed for alternate methodology for Settlement of Differential energy / amount for SRAS Accounts and NERPC Secretariat will issue the adjustment statement for SRAS accounts for the subjected period at the earliest.

5. Inclusion of HPX in various NERPC forum as non-member Participants- Agenda by NERPC

Hindustan Power Exchange Ltd. (HPX) is one of the prominent entities in the Indian power market. It commenced operations in July 2022 after obtaining the requisite approval of the Central Electricity Regulatory Commission (CERC).

Subsequently, HPX, vide its letter No. HPX/CEA dated 13th August 2025 (attached at **Annexure-5.1.1**), has requested the Chairperson, Central Electricity Authority (CEA), to allow HPX to participate in the Regional Power Committee (RPC) deliberations as a non-member participant. Considering that inputs from the power market can provide valuable insights and prove beneficial to all constituents of NERPC,

Accordingly, it is proposed that Hindustan Power Exchange Ltd. may be included as a non-member participant in various NERPC forums.

Deliberation of the Sub-committee:

Director, NERPC briefed the forum regarding HPX's request to participate in various NERPC forums as a non-member participant.

After detailed deliberations, the forum agreed in principle for inclusion of HPX in NERPC forums as a non-member participant.

Further, the matter was referred to the forthcoming **TCC/NERPC meeting** for further consideration and approval.

6. Nomination for the Members in CC forum - Agenda by NERPC

As per NERPC CBR-2024, Chapter-IV, Rule-24, Clause-C, a Commercial Sub-Committee has been constituted. In accordance with the provisions of the said rule, each constituent organization of NERPC is required to nominate one representative dealing with commercial matters to the forum. The nominated member shall be of the rank of Chief Engineer or equivalent.

Accordingly, all constituent members of this forum are requested to nominate a suitable delegate for the Commercial Sub-Committee.

Deliberation of the Sub-committee:

Director, NERPC emphasized the importance of proper nominations for the Commercial sub-Committee (CC) forum to ensure effective coordination, decision-making, and communication.

The representative of Tripura informed the forum that there are only a few officers at the Chief Engineer level in their organization, making such nominations challenging. A similar concern was shared by the representative of Meghalaya. The representative of APDCL suggested that while the nomination may be made at the Chief Engineer level, the physical meetings could be attended by an officer delegated by the nominated CC forum member.



Ref. No. HPX/CEA/

13th August 2024

To,

The Chairperson,
Central Electricity Authority
Sewa Bhawan, R. K. Puram,
Sector – 1, New Delhi-110066

Sub: Request for invitation to power exchanges as special invitees in the Regional Power Committees (RPCs)

Dear Sir,

Hindustan Power Exchange Ltd. (HPX) is the new age power exchange in India. It started its operations in July 2022 after obtaining all requisite approvals from the Central Electricity Regulatory Commission (CERC) and is successfully contributing in shaping the Indian power market. We are highly grateful to CEA, CERC and other Govt. agencies for providing guidance to the exchanges towards shaping for a better power market.

Regional Power Committees (RPCs) were constituted by the Government of India under the Electricity Act, 2003 and subsequent Ministry of Power resolutions to facilitate the integrated operation of the power system in each region and membership is composed of State utilities, Central Generating Companies, the Central Transmission Utility (CTU), RLDC/NLDC representation, CEA representation and other regional stakeholders; RPCs also invite non-member entities (including generators, RE stakeholders and others) as special invitees to relevant sub-committee or working-group meetings on a need basis. Power traders also represent various RPCs on rotation basis.

As you are kindly aware, power exchanges are increasingly central to price discovery, dispatch and short-term commercial settlements. The Central Electricity Regulatory Commission (CERC) has recently directed phased implementation of market coupling (beginning with the Day-Ahead Market), which will aggregate bids across exchanges and materially increase volumes and the role of exchanges in the Indian market. Given this shift, exchanges' can provide significant operational and market inputs for RPC decision-making around scheduling, congestion, outages and commercial settlement.

Given the RPC's statutory mandate to facilitate integrated and efficient regional operation, the RPC's existing practice of inviting stakeholders on a need basis, and the structural change that market coupling and higher exchange volumes will bring to regional trading and dispatch, it is requested that power exchange may also kindly be made **Non-member participant/special invitees** to the different RPCs. We are confident that our market inputs will materially assist RPCs deliberations.

Hindustan Power Exchange Limited

Regd. Office : 25th Floor, P.J. Towers, Dalal Street, Fort, Mumbai - 400001

Corporate Office : Unit No. 810-816, 8th Floor, World Trade Tower, Plot No. C-001, Sector-16, Noida, Gautam Budh Nagar, U.P., Pin-201301

CIN : U74999MH2018PLC308448

info@hpxindia.com

0120 4769900

www.hpxindia.com

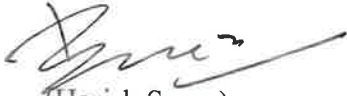
HPX_India

Hindustan Power Exchange

We look forward to the continued guidance and support by the CEA.

Thanking you.

Yours faithfully,

A handwritten signature in black ink, appearing to read 'Harish Saran', with a long horizontal stroke extending to the right.

(Harish Saran)

Managing Director



GAPP & ASSOCIATES
Chartered Accountants

Annexure-4.9a

Head Office Address :
1st Floor, Above M/S Jain Electricals,
Fire Brigade, Shillong – 793003.
Phone : 7005150251 / 97744-86431
: 0364 - 3560399
E-mail: cagauravjain.shg@gmail.com

AUDITORS' REPORT

To
North Eastern Regional Power Committee (NERPC)
NERPC Complex, Dong Parmaw,
Lapalang, Shillong-793006
Meghalaya

We have audited the accompanying Balance Sheet of North Eastern Regional Power Committee (NERPC) Board Fund: NERPC Complex :: Dong Parmaw Lapalang :: Shillong-793006 :: Meghalaya as on 31st March 2025 and the Income and Expenditure Account and Receipts and Payments Account for the year ended as on the above date. Our responsibility is to express an opinion on these financial statements based on our audit.

We conducted our audit in accordance with Standards on Auditing issued by Institute of Chartered Accountants of India. Those Standards require that we plan and perform the audit to obtain reasonable assurance about whether the financial statements are free of material misstatement. An audit includes examining, on a test basis, evidence supporting the amounts and disclosures in the financial statements. An audit also includes assessing the accounting principles used and significant estimates made by management, as well as evaluating the overall financial statement presentation. We believe that our audit provides a reasonable basis for our opinion.

We report as follows:

- (a) We have obtained all the information and explanations which to the best of our knowledge and belief were necessary for the purpose of our audit.
- (b) The Balance Sheet referred to in this report is in agreement with the books of accounts subject to the following observations:
 - (i) Section 51 of the CGST Act 2017 provides for deduction of tax by the Government Agencies (Deductor) or any other person to be notified in this regard, from the payment made or credited to the supplier (Deductee) of taxable goods or services or both, where the total value of such supply under a contract, exceeds Rs.2,50,000/- (Rupees Two Lakh and Fifty Thousand). However, the organization has



BRANCH OFFICES : GUWAHATI | SILIGURI | ITANAGAR



GAPP & ASSOCIATES
Chartered Accountants

Head Office Address :

1st Floor, Above M/S Jain Electricals,
Fire Brigade, Shillong – 793003.
Phone : 7005150251 / 97744-86431
: 0364 - 3560399
E-mail: cagauravjain.shg@gmail.com

failed to deduct GST(TDS) on vendor payments exceeding Rs.2,50,000/- . The failure on the part of the organization to deduct TDS under section 51 of the CGST Act, 2017 will attract penal action under section 51(4), 51(6) and 122(1) of the CGST Act,2017.

(ii) The organisation did not uniformly comply with the statutory requirements of TDS under the Income Tax Act, 1961 as they failed to deduct tax from vendor payments which were liable for TDS deduction which is neither a statutory mandate nor any Exemption Certificate u/s 197 was forthcoming.

- (c) In our opinion, and to the best of our information and according to the explanations given to us, the said accounts, give a true and fair view in conformity with the accounting principles generally accepted in India.
- (i) In the case of the Balance Sheet of the state of affairs of the organisation as on **31st March 2025**.
 - (ii) In the case of the Income and Expenditure Account of the Excess of Income over Expenditure for the year ended on that date.
 - (iii) In the case of the Receipts and Payments Account of the receipts and payments during the year ended on that date.

UDIN : 25301907BMHWRN4153

For GAPP & Associates
Chartered Accountants

FRN: 327572E

Dated, Shillong
The 14th July, 2025



GAURAV KUMAR JAIN
Partner

Membership No. 301907

NERPC BOARD FUND
NERPC COMPLEX :: DONG PARMAW :: LAPALANG :: SHILLONG - 793006
RECEIPTS & PAYMENTS ACCOUNT FOR THE PERIOD FROM 01.04.2024 to 31.03.2025

RECEIPT	AMOUNT	PAYMENTS	AMOUNT
Opening Balance:		Expenses:	
Cash at Bank with Axis Bank (A/c No : 915010025976605)	1,03,35,749	Security Expenses	9,84,743
		Telephone & Internet Expenses	66,198
		Printing & Stationery	1,18,159
		Honorarium Expenses	20,000
Receipts:		Refreshment Expenses	8,18,498
Contribution from Members	71,05,000	Lease Line Expenses	2,57,240
		Cleaning Drive Expenses	10,000
		Gifts & Memento	850
		Office Expenses	1,32,500
		NERPC Secretariat Establishment Fund	15,04,000
		Imprest Expenses:	
		Fooding Expenses	15,370
		Printing & Stationery	8,050
		Repairs & Maintenance	900
		Miscellaneous Expenses	4,550
		Event Expenses:	
		PCC & OCC Meeting	4,65,382
		NETeST Meeting	2,09,607
		NER-2032 Report Meeting	78,800
		CCM Meeting	14,100
		Closing Balance:	
		Cash at Bank with Axis Bank (A/c No : 915010025976605)	1,27,31,802
TOTAL RUPEES	1,74,40,749	TOTAL RUPEES	1,74,40,749

In terms of our report of even date

Date: 14.07.2025

Place: Shillong

UDIN: 25301907BMHWRN4153
FOR GAPP & ASSOCIATES
Chartered Accountants



FRN: 327572E

Gaurav Jain
GAURAV KUMAR JAIN
(Partner)

Membership No. 301907

NERPC BOARD FUND
NERPC COMPLEX :: DONG PARMAW :: LAPALANG :: SHILLONG - 793006
BALANCE SHEET AS AT 31ST MARCH, 2025

LIABILITIES	AMOUNT	ASSETS	AMOUNT
CAPITAL ACCOUNT		CURRENT ASSETS	
Opening Balance	1,03,35,749	Cash in Hand	
Add : Surplus for the year	23,96,053	Cash at Bank with Axis Bank	1,27,31,802
Closing Balance	1,27,31,802	(A/c No : 915010025976605)	
TOTAL RUPEES	1,27,31,802	TOTAL RUPEES	1,27,31,802

In terms of our report of even date

UDIN: 25301907BMHWRN4153
FOR GAPP & ASSOCIATES
Chartered Accountants

FRN: 327572E

Date: 14.07.2025

Place: Shillong



Gaurav Jain
GAURAV KUMAR JAIN
(Partner)

Membership No. 301907



G A P P & ASSOCIATES
Chartered Accountants

Head Office Address :
1st Floor, Above M/S Jain Electricals,
Fire Brigade, Shillong – 793003.
Phone : 7005150251 / 97744-86431
: 0364 - 3560399
E-mail: cagauravjain.shg@gmail.com

NERPC BOARD FUND
NERPC COMPLEX :: DONG PARMAW :: LAPALANG :: SHILLONG-793006
RECEIPTS & PAYMENTS ACCOUNT FOR THE PERIOD FROM 01.04.2024 to 30.06.2024

RECEIPT	AMOUNT	PAYMENTS	AMOUNT
Opening Balance:		Expenses:	
Cash at Bank with Axis Bank (A/c No : 915010025976605)	1,03,35,749	Security Expenses	2,49,649
		Telephone & Internet Expenses	27,966
		Printing & Stationery	1,02,200
Receipts:	-	Honorarium Expenses	5,000
Contribution from Members	28,70,000	Lease Line Expenses	2,57,240
		Cleaning Drive Expenses	10,000
		Event Expenses:	
		68th PCC Meeting	83,846
		67th PCC & 214th OCC Meeting	65,700
		28th NETeST Meeting	31,450
		66th PCC & 213th OCC Meeting	81,900
		Closing Balance:	
		Cash at Bank with Axis Bank (A/c No : 915010025976605)	1,22,90,798
TOTAL RUPEES	1,32,05,749	TOTAL RUPEES	1,32,05,749

AUDITORS REPORT

We have audited the above Receipt & Payment Account for the period 01.04.2024 to 30.06.2024 of NERPC Board Fund :: NERPC Complex :: Dong Parmaw :: Lapalang :: Shillong - 793006 with the books and documents as produced before us and have found the same in agreement thereto.

UDIN : 25301907BMHWJL1800

FOR GAPP & ASSOCIATES
Chartered Accountants

FRN: 327572E

Date: 14.02.2025

Place: Shillong



GAURAV KUMAR JAIN
(Partner)

Membership No. 301907

BRANCH OFFICES : GUWAHATI | SILIGURI | ITANAGAR



G A P P & ASSOCIATES
Chartered Accountants

Head Office Address :
1st Floor, Above M/S Jain Electricals,
Fire Brigade, Shillong – 793003.
Phone : 7005150251 / 97744-86431
: 0364 - 3560399
E-mail: cagauravjain.shg@gmail.com

NERPC BOARD FUND
NERPC COMPLEX :: DONG PARMAW :: LAPALANG :: SHILLONG-793006
RECEIPTS & PAYMENTS ACCOUNT FOR THE PERIOD FROM 01.07.2024 to 30.09.2024

RECEIPT	AMOUNT	PAYMENTS	AMOUNT
Opening Balance:		Expenses:	
Cash at Bank with Axis Bank (A/c No : 915010025976605)	1,22,90,798	Security Expenses	2,49,359
		Telephone & Internet Expenses	17,582
		Honorarium Expenses	15,000
		Refreshment Expenses	83,840
Receipts:		Office Expenses	10,000
Contribution from Members	14,00,000	Gifts & Memento	850
FDR Reinvest	1,00,000	NERPC Secretariat Establishment Fund	15,04,000
		Event Expenses:	
		69th PCC Meeting	94,870
		NER-2032 report meeting	78,800
		29th NETeST Meeting	1,60,657
		70th PCC Meeting	1,06,266
		Closing Balance:	
		Cash at Bank with Axis Bank (A/c No : 915010025976605)	1,14,69,574
TOTAL RUPEES	1,37,90,798	TOTAL RUPEES	1,37,90,798

AUDITORS REPORT

We have audited the above Receipt & Payment Account for the period 01.07.2024 to 30.09.2024 of NERPC Board Fund :: NERPC Complex :: Dong Parmaw :: Lapalang :: Shillong - 793006 with the books and documents as produced before us and have found the same in agreement thereto.

UDIN : 25301907BMHWJM5518

FOR GAPP & ASSOCIATES

Chartered Accountants

FRN: 327572E



GURAV KUMAR JAIN

(Partner)

Membership No. 301907

Date: 14.02.2025

Place: Shillong

BRANCH OFFICES : GUWAHATI | SILIGURI | ITANAGAR



GAPP & ASSOCIATES

Chartered Accountants

Head Office Address :
 1st Floor, Above M/S Jain Electricals,
 Fire Brigade, Shillong – 793003.
 Phone : 7005150251 / 97744-86431
 : 0364 - 3560399
 E-mail: cagauravjain.shg@gmail.com

NERPC BOARD FUND
 NERPC COMPLEX :: DONG PARMAW :: LAPALANG :: SHILLONG-793006
RECEIPTS & PAYMENTS ACCOUNT FOR THE PERIOD FROM 01.10.2024 to 31.12.2024

RECEIPT	AMOUNT	PAYMENTS	AMOUNT
Opening Balance:		Expenses:	
Cash at Bank with Axis Bank (A/c No : 915010025976605)	1,14,69,574	Security Expenses	2,37,892
		Telephone & Internet Expenses	8,260
		Office Expenses	1,22,500
Receipts:		Refreshment Expenses	2,89,930
Contribution from Members	16,00,000	Printing & Stationery	15,959
		Imprest Expenses:	
		Fooding Expenses	4,570
		Printing & Stationery	3,650
		Miscellaneous Expenses	1,750
		Event Expenses:	
		53rd CCM meeting	14,100
		73rd PCC meeting	11,250
		Closing Balance:	
		Cash at Bank with Axis Bank (A/c No : 915010025976605)	1,23,59,713
TOTAL RUPEES	1,30,69,574	TOTAL RUPEES	1,30,69,574

AUDITORS REPORT

We have audited the above Receipt & Payment Account for the period 01.10.2024 to 31.12.2024 of NERPC Board Fund :: NERPC Complex :: Dong Parmaw :: Lapalang :: Shillong - 793006 with the books and documents as produced before us and have found the same in agreement thereto.

UDIN: 25301907BMHWRL2665

FOR GAPP & ASSOCIATES
 Chartered Accountants

FRN: 327572E



GAURAV KUMAR JAIN

(Partner)

Membership No. 30190

Date: 14.07.2025

Place: Shillong

BRANCH OFFICES : GUWAHATI | SILIGURI | ITANAGAR



NERPC BOARD FUND
NERPC COMPLEX :: DONG PARMAW :: LAPALANG :: SHILLONG-793006
RECEIPTS & PAYMENTS ACCOUNT FOR THE PERIOD FROM 01.01.2025 to 31.03.2025

RECEIPT	AMOUNT	PAYMENTS	AMOUNT
Opening Balance:		Expenses:	
Cash at Bank with Axis Bank (A/c No : 915010025976605)	1,23,59,713	Security Expenses	2,47,843
		Telephone & Internet Expenses	12,390
		Refreshment Expenses	4,44,728
Receipts:		Imprest Expenses:	
Contribution from Members	11,35,000	Fooding Expenses	10,800
		Printing & Stationery	4,400
		Repairs & Maintenance	900
		Miscellaneous Expenses	2,800
		Event Expenses:	
		30th NETeST meeting	17,500
		76th PCC meeting	21,550
		Closing Balance:	
		Cash at Bank with Axis Bank (A/c No : 915010025976605)	1,27,31,802
TOTAL RUPEES	1,34,94,713	TOTAL RUPEES	1,34,94,713

AUDITORS REPORT

We have audited the above Receipt & Payment Account for the period 01.01.2025 to 31.03.2025 of NERPC Board Fund :: NERPC Complex :: Dong Parmaw :: Lapalang :: Shillong - 793006 with the books and documents as produced before us and have found the same in agreement thereto.

UDIN : 25301907BMHWRM4568

FOR GAPP & ASSOCIATES

Chartered Accountants

FRN: 327572E



Gaurav Jain
GAURAV KUMAR JAIN
(Partner)

Membership No. 30190

Date: 14.07.2025

Place: Shillong



AUDITORS' REPORT

To
North Eastern Regional Power Committee (NERPC)
NERPC Complex, Dong Parmaw,
Lapalang, Shillong-793006
Meghalaya

We have audited the accompanying Balance Sheet of North Eastern Regional Power Committee (NERPC) Secretariat Establishment Fund: NERPC Complex :: Dong Parmaw Lapalang :: Shillong-793006 :: Meghalaya as on 31st March 2025 and the Income and Expenditure Account and Receipts and Payments Account for the year ended as on the above date. Our responsibility is to express an opinion on these financial statements based on our audit.

We conducted our audit in accordance with Standards on Auditing issued by Institute of Chartered Accountants of India. Those Standards require that we plan and perform the audit to obtain reasonable assurance about whether the financial statements are free of material misstatement. An audit includes examining, on a test basis, evidence supporting the amounts and disclosures in the financial statements. An audit also includes assessing the accounting principles used and significant estimates made by management, as well as evaluating the overall financial statement presentation. We believe that our audit provides a reasonable basis for our opinion.

We report as follows:

- (a) We have obtained all the information and explanations which to the best of our knowledge and belief were necessary for the purpose of our audit.
- (b) The Balance Sheet referred to in this report is in agreement with the books of accounts subject to the following observations:
 - (i) Section 51 of the CGST Act 2017 provides for deduction of tax by the Government Agencies (Deductor) or any other person to be notified in this regard, from the payment made or credited to the supplier (Deductee) of taxable goods or services or both, where the total value of such supply under a contract, exceeds Rs.2,50,000/- (Rupees Two Lakh and Fifty Thousand). However, the organization has failed to deduct GST(TDS) on vendor payments exceeding Rs.2,50,000/-. The failure on the part of the organization to deduct





G A P P & ASSOCIATES
Chartered Accountants

Head Office Address :

1st Floor, Above M/S Jain Electricals,
Fire Brigade, Shillong – 793003.
Phone : 7005150251 / 97744-86431
☎ : 0364 - 3560399
E-mail: cagauravjain.shg@gmail.com

TDS under section 51 of the CGST Act, 2017 will attract penal action under section 51(4), 51(6) and 122(1) of the CGST Act,2017.

(ii) The organisation did not uniformly comply with the statutory requirements of TDS under the Income Tax Act, 1961 as they failed to deduct tax from vendor payments which were liable for TDS deduction which is neither a statutory mandate nor any Exemption Certificate u/s 197 was forthcoming.

(iii) The organisation has not maintained fixed assets register and also physical verification of fixed assets has not been carried out. Proper records showing full particulars, including Quantitative details, Asset ID and situation of its fixed assets should be maintained and they should also have a regular programme of physical verification of its fixed assets.

(c) In our opinion, and to the best of our information and according to the explanations given to us, the said accounts, give a true and fair view in conformity with the accounting principles generally accepted in India.

- (i) In the case of the Balance Sheet of the state of affairs of the organisation as on **31st March 2025**.
- (ii) In the case of the Income and Expenditure Account of the Excess of Income over Expenditure for the year ended on that date.
- (iii) In the case of the Receipts and Payments Account of the receipts and payments during the year ended on that date.

Dated, Shillong
11th April, 2025

UDIN : 25301907BMHWMG4958

For GAPP & Associates
Chartered Accountants



FRN: 327572E

(CA. GAURAV JAIN)

Partner

Membership No. 301907



GAPP & ASSOCIATES
Chartered Accountants

Head Office Address :

1st Floor, Above M/S Jain Electricals,
Fire Brigade, Shillong – 793003.

Phone : 7005150251 / 97744-86431

☎ : 0364 - 3560399

E-mail: cagauravjain.shg@gmail.com

NERPC SECRETARIAT ESTABLISHMENT FUND
NERPC COMPLEX :: DONG PARMAW :: LAPALANG :: SHILLONG-793006
Balance Sheet as at 31st Mar 2025

LIABILITIES	AMOUNT	ASSETS	AMOUNT
<u>CAPITAL</u>		<u>CURRENT ASSETS</u>	
Opening Balance	1,36,24,018	Cash at Bank with SBI A/C No:00000042203027645	1,67,95,805
Add: Excess of Income over Expenditure	31,71,787		
Closing Balance	1,67,95,805		
TOTAL RUPEES	1,67,95,805	TOTAL RUPEES	1,67,95,805

In terms of our report on even date attached.

UDIN: 25301907BMHWMG4958

FOR GAPP & ASSOCIATES

Chartered Accountants

FRN: 327572E



Gaurav Jain
GAURAV KUMAR JAIN
(Partner)

Membership No. 301907

Date: 11.04.2025

Place: Shillong



GAPP & ASSOCIATES
Chartered Accountants

Head Office Address :

1st Floor, Above M/S Jain Electricals,
Fire Brigade, Shillong – 793003.
Phone : 7005150251 / 97744-86431
☎ : 0364 - 3560399
E-mail: cagauravjain.shg@gmail.com

NERPC SECRETERIAT ESTABLISHMENT FUND
NERPC COMPLEX :: DONG PARMAW :: LAPALANG :: SHILLONG-793006
Income & Expenditure Account for the year ended on 31st March, 2025

EXPENDITURE	AMOUNT	INCOME	AMOUNT
Funds Refunded:		Yearly Contribution from Members	2,11,84,874
PAO,CEA	-	Electricity Charges recovered from Employees	71,693
Expenses:			
Office Expenses	1,03,31,523		
Travelling and conveyances	16,78,104		
Minor work	55,66,668		
Fuel and Lubricants	2,44,086		
Printing and Publication	1,150		
Advertisement and Publicity	-		
Professional Services	1,815		
Medical Expenses	2,60,785		
Bank Charges	649		
Surplus-Excess of Income over Expenditure	31,71,787		
TOTAL	2,12,56,567.00	TOTAL	2,12,56,567.00

In terms of our report of even date attached.

Date: 11.04.2025
Place: Shillong

UDIN: 25301907BMHWMG4958
FOR GAPP & ASSOCIATES
Chartered Accountants



FRN: 327572E

Gaurav Kumar Jain
GAURAV KUMAR JAIN
(Partner)

Membership No. 301907



GAPP & ASSOCIATES
Chartered Accountants

Head Office Address :
1st Floor, Above M/S Jain Electricals,
Fire Brigade, Shillong – 793003.
Phone : 7005150251 / 97744-86431
☎ : 0364 - 3560399
E-mail: cagauravjain.shg@gmail.com

NERPC SECRETARIAT ESTABLISHMENT FUND
NERPC COMPLEX :: DONG PARMAW :: LAPALANG :: SHILLONG-793006
Receipts & Payments Account for the year ended on 31st March, 2025

RECEIPT	AMOUNT	PAYMENTS	AMOUNT
Opening Balance:		Funds refunded:	
Cash in Hand		PAO, CEA	-
Cash at Bank with SBI A/C No:00000042203027645	1,36,24,018		
		Expenses:	
Yearly Contribution from Members	2,11,84,874	Office Expenses	1,03,31,523
Electricity Charges recovered from Employees	71,693	Travelling and conveyances	16,78,104
		Minor work	55,66,668
		Fuel and Lubricants	2,44,086
		Printing and Publication	1,150
		Professional Services	1,815
		Medical Expenses	2,60,785
		Bank Charges	649
		Closing Balance	
		Cash at Bank with SBI A/C No:00000042203027645	1,67,95,805
TOTAL RUPEES	3,48,80,585	TOTAL RUPEES	3,48,80,585

In terms of our report on even date attached.

Date: 11.04.2025
Place: Shillong

UDIN: 25301907BMHWMG4958
FOR GAPP & ASSOCIATES
Chartered Accountants



FRN: 327572E.

GAURAV KUMAR JAIN
(Partner)

Membership No. 301907

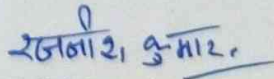
Annexure-4.9c

Internal audit of the NERPC Establishment Fund for the FY 2024-25(from 1st October -2024 to 31st March -2025). The consolidated receipt and payment account for the period from 1st October -2024 to 31st March -2025:

Payment Received	Amount (in Rs.)	Expenditure	Amount (in Rs.)
Opening Balance	1,90,14,066	Funds Refunded: PAO, CEA	-
Contribution from Members	68,15,000	Office Expenses	52,32,891
Electricity Charges Recovered from employees	71,693	Travelling and Conveyance	7,31,193
		Minor Works	28,29,603
		Fuel and Lubricants	84,994
		Professional Services	-
		Medical Expenses	2,25,624
		Printing and publication	-
		Bank Charges	649
		Closing Balance	1,67,95,805
Total	2,59,00,759	Total	2,59,00,759


V. Muncha
Director, NERPC


Kanchan Chauhan
Deputy Director, NERPC
कचन चौहान, आईईएस(सीपीईएम)
Kanchan Chauhan, IES(CPES)
उप-निदेशक / Deputy-Director
भारत सरकार / Government of India
उ.पु.के.वि.स. / N.E.R.P.C.
शिलॉंग / Shillong-793006


Rajnish Kumar
Assistant Director, NERPC

रजनीश कुमार, आईईएस(सीपीईएम)
Rajnish Kumar, IES(CPES)
सहायक निदेशक-I / Assistant Director-I
भारत सरकार / Government of India
उ.पु.के.वि.स. / N.E.R.P.C.
शिलॉंग / Shillong-793006

Following are the observations from the internal audit of the NERPC Establishment Fund for the FY 2024-25(from 1st October -2024 to 31st March -2025):

➤ **Observation 1:**

It was noted that some contractual staff had been availing Casual Leave (CL) although the current contract does not explicitly mention provisions for such leave. This appears to be a variation from the existing contract terms and may require clarification to avoid any ambiguity in implementation.

Recommendation:


It is suggested that the office review the leave practices for contractual staff to ensure alignment with contract provisions. For future contracts, the admissible leave, if any, may be clearly defined with the approval of the competent authority to maintain consistency and clarity.

➤ **Observation 2:**


Fuel was procured for the DG set; however, no record of running hours was maintained. Without such records, it is difficult to verify the actual usage of fuel, which may lead to inefficiencies or inadvertent misuse.

Recommendation:

It is recommended that the office maintain a simple logbook of DG set running hours. This will help in better monitoring of fuel consumption, promote transparency, and support efficient operational planning.


V. Muncha
Director, NERPC


Kanchan Chauhan
Deputy Director, NERPC



Rajnish Kumar
Assistant Director, NERPC


कंचन चौहान, आईईएस(सीपीईएम)
Kanchan Chauhan, IES(CPES)
उप-निदेशक / Deputy-Director
भारत सरकार / Government of India
उ.पू.क्षे.वि.स. / N.E.R.P.C.
शिलांग / Shillong-793006


रजनीश कुमार, आईईएस(सीपीईएम)
Rajnish Kumar, IES(CPES)
सहायक निदेशक-1 / Assistant Director
भारत सरकार / Government of India
उ.पू.क्षे.वि.स. / N.E.R.P.C.
शिलांग / Shillong-793006

Internal audit of the NERPC Establishment Fund for the FY 2023-24(from 1st July -2023 to 31st March -2024) and FY 2024-25(From 1st April -2024 to 30th September -2024). The consolidated receipt and payment account for the period from 1st July -2023 to 31st March -2024:

Payment Received	Amount (in Rs.)	Expenditure	Amount (in Rs.)
Opening Balance	-	Funds Refunded: PAO, CEA	4710712
Contribution from Members	25044266	Office Expenses	3439796
		Travelling and Conveyance	1608198
		Minor Works	1154364
		Fuel and Lubricants	223280
		Professional Services	3332
		Medical Expenses	280028
		Printing and publication	-
		Bank Charges	538
		Closing Balance	13624018
Total	25044266	Total	25044266



 11/04/2025
 Anil Kawrani
 Director, NERPC



 11/04/2025
 Kanchan Chauhan
 Deputy Director, NERPC

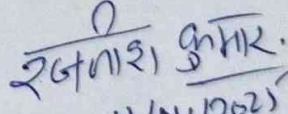

 11/04/2025
 Rajnish Kumar
 Assistant Director, NERPC

Internal audit of the NERPC Establishment Fund for the FY 2023-24(from 1st July -2023 to 31st March -2024) and FY 2024-25(From 1st April -2024 to 30th September -2024). The consolidated receipt and payment account for the period from 1st April -2024 to 30th September -2024:

Payment Received	Amount (in Rs.)	Expenditure	Amount (in Rs.)
Opening Balance	13624018	Funds Refunded: PAO, CEA	-
Contribution from Members	14369874	Office Expenses	5098632
		Travelling and Conveyance	946911
		Minor Works	2737065
		Fuel and Lubricants	159092
		Professional Services	1815
		Medical Expenses	35161
		Printing and publication	1150
		Bank Charges	-
		Closing Balance	19014066
Total	27993892	Total	27993892


 11/04/2025
 Anil Kawrani
 Director, NERPC


 11/04/2025
 Kanchan Chauhan
 Deputy Director, NERPC


 11/04/2025
 Rajnish Kumar
 Assistant Director, NERPC

Following are the observations from the internal audit of the NERPC Establishment Fund for the FY 2023-24 (from 1st July -2023 to 31st March -2024) and FY 2024-25 (From 1st April -2024 to 30th September -2024):

1. As per GFR Rule 208 (1)(iii) Details of the material so received should thereafter be entered in the appropriate stock register, preferably in an IT-based system.

Further GFR-22, i.e. Register of Fixed Asset format, Particulars of the supplier (Name and address and Bill No. and date) to be mentioned. It is observed in this the name of supplier, supplier's address, bill number and bill date were not recorded. That is to be complied.


2. Instances have been noted where tour program have been approved after the tour has been concluded.


The audit team has recommended that prior approval from the competent authority be obtained before the commencement of the tour.

3. There is a minor difference in the figures recorded in the establishment fund expenditure register compared to the bank statement, which is due to the failure to account for A/C keeping charges of the bank under any existing heads.

The audit team suggests that provisions be made to include A/C keeping charges in the establishment fund expenditure register to ensure there are no discrepancies.


Anil Kawrani
Director, NERPC


Kanchan Chauhan
Deputy Director, NERPC


Rajnish Kumar
Assistant Director, NERPC

AUDITOR'S REPORT

Annexure-4.9d

To

NERPC,
Dong Parmaw,
Lapalang, Shillong-793006
Meghalaya

We, have audited the Receipts and expenditure account of **NERPC Board Fund** for FY 2024-25. Our responsibility as decided in the 55th NERPC Commercial Sub-Committee Meeting and 29th TCC/NERPC meetings to Audit the Receipt & Expenditure of the NERPC Board Fund 2024-25 based on available records.

We have conducted our Audit primarily based on the Auditor's Report of M/s GAPP & Associates, CA, Shillong and other available material statements, supporting documents and disclosures in the financial statements. We believe that our Audit provides a reasonable basis for our opinion.

We report as follows:

1. We have obtained all the information and explanations which to the best of our knowledge and belief were necessary for the purpose of our Audit.
2. Budget estimate and utilization file with all related papers to be maintained for NERPC Board Fund.
3. We suggest all Receipts & Expenditure Accounts to be recorded in a Cash Book Register where all receipts and expenditures shall be maintained to ensure transparency, in financial transactions.
4. We also suggest to maintain an Excel Sheet of all the Receipts & Expenditures reflecting all inputs.
5. All original documentation e.g. vouchers, receipts, bills etc. to be maintained in the folders yearly or quarterly basis for easy reference.
6. As per the Audit:
 - Opening balance as on 01/04/2024 - Rs 1,03,35,749/-
 - Contribution from members - Rs 71,05,000/-

TOTAL - Rs 1,74,40,749/-

Expenses during the year 2024-25 - Rs 47,08,947/-


Closing Balances as on 31/03/2025 - Rs 1,27,31,802/-

(As per Axis Bank A/c No.915010025976605)

We have audited the above Receipts & Payments Account for the period 01.04.2024 to 31.03.2025 of NERPC Board Fund, NERPC Complex, Dong Parmaw, Lapalang, Shillong-793006 with the books and documents as produced before us and have found in order.


Dated: 07.10.2025

Place Shillong




(M. Kharkongor)
AAO, MeECL

Assistant Accounts Officer
Energy Management
MePDCL, Shillong



(N.J. Gogoi)
GM (Tech.), NEEPCO

महाप्रबंधक (वे.)
General Manager (EI) : 1
क. वॉल्यूम निदेशक (बाणिज्यिक) का कार्यालय
O/o The Executive Director



(Rahul Kabra)
Officer (F&A), PGCIL

AUDITOR'S REPORT

To

NERPC,
Dong Parmaw,
Lapalang, Shillong-793006
Meghalaya

We, have audited the Receipts and expenditure account of **NERPC Establishment Fund**, NERPC Complex, Dong Parmaw, Lapalang, Shillong-793006 for the period **1st October, 2023 to 31st March, 2024** and **1st April, 2024 to 31st March, 2025** which includes Receipts & payments Accounts for the year ended as on the above date. Our responsibility is to audit on these financial statements based on available records as mandated in the 55th NERPC Commercial Sub-Committee Meeting and 29th TCC/NERPC meetings.

We have conducted our Audit primarily based on the Auditor's Report of M/s GAPP & Associates, CA, Shillong and other available material statements, supporting documents and disclosures in the financial statements. We believe that our Audit provides a reasonable basis for our opinion.

We report as follows:

1. We have obtained all the information and explanations which to the best of our knowledge and belief were necessary for the purpose of our Audit.
2. Budget estimate and utilization file with all related papers to be maintained for NERPC Establishment Fund.
3. We suggest all Receipts & Expenditure Accounts to be recorded in a Cash Book Register where all receipts and expenditures shall be maintained to ensure transparency, in financial transactions.
4. We also suggest to maintain an Excel Sheet of all the Receipts & Expenditures reflecting all inputs.
5. All original documentation e.g. vouchers, receipts, bills etc. to be maintained in the folders yearly or quarterly basis for easy reference.
6. As per the Audit during the period 01st October 2023 to 31st March 2024:
 - Opening balance as on 01st October 2023 - Rs 1,27,83,823/-
 - Contribution from members - Rs 1,20,32,000/-

TOTAL	- Rs 2,48,158,23/-
Expenses during the period 01/10/2023 to 31/03/2024	- Rs 1,11,91,805/-
(Including bank charge of Rs. 361/-)	
Closing Balances as on 31/03/2024	- Rs 1,36,24,018/-
(As per SBI A/c No.42203027645)	


7. As per the Audit during the FY 2024-2025:
 - Opening balance as on 01st April 2024 - Rs 1,36,24,018/-
 - Contribution from members & others - Rs 2,12,56,567/-

TOTAL	- Rs 3,48,80,585/-
Expenses during the FY 2024-25	- Rs 1,80,84,780/-
(Including Bank Charge of Rs. 649/-)	
Closing Balances as on 31/03/2025	- Rs 1,67,95,805/-
(As per SBI A/c No.42203027645)	

We have audited the above Receipts & Payment Account for the period 01st October 2023 to 31st March 2024 and for the period FY 2024-25 of NERPC Establishment Fund, NERPC

Complex, Dong Parmaw, Lapalang, Shillong-793006 with the books and documents as produced before us and have found in order.

Dated: 07.10.2025
Place Shillong



(M. Kharkongor)
AAO, MeECL
Assistant Accounts Officer
Energy Management
MePDCL, Shillong



(N.J. Gogoi)
GM (Tech.), NEEPCO
महाप्रबंधक (ते.)
General Manager (EI) . . .
क. वॉलिय निदेशक (बाणिज्यिक) का कार्यालय
O/o The Executive Director (Comm)
नीपको लि. शिलांग
NEEPCO Ltd. Shillong



(Rahul Kabra)
Officer (F&A), PGCIL