



भारत सरकार Government of India  
 विद्युत मंत्रालय Ministry of Power  
 उत्तर पूर्वी क्षेत्रीय विद्युत समिति  
 North Eastern Regional Power Committee  
 लपालांग शिलांग 793006  
 Lapalangi, Shillong 793006

क्रमांक: एनईआरपीसी/कॉम/आरटीए/2025/794-832  
 No. NERPC/COMM/RTA/2025/794-832

दिनांक: 30 अप्रैल 2025  
 Dt: 30, April 2025

सेवा में / To,  
 संलग्न सूची के अनुसार  
 As per list enclosed.

**Sub/विषय - मई 2025 के बिलिंग माह के लिए अनंतिम आरटीए-तत्संबंधी/Provisional RTA for the Billing Month of May 2025- reg.**

सर/मैडम,  
 Sir/Madam.

मई 2025 के बिलिंग महीने के लिए क्षेत्रीय ट्रांसमिशन खाते (आरटीए) की एक अनंतिम प्रति आवश्यक कार्रवाई के लिए संलग्न है। आरटीए को सीईआरसी (अंतर-राज्य ट्रांसमिशन शुल्क और हानियों का साझाकरण) विनियमन, 2020 और उसके बाद के संशोधनों के अनुसार तैयार किया गया है। आरटीए एनईआरपीसी की वेबसाइट <https://www.nerpc.gov.in> पर भी उपलब्ध है।


घटक अपने अवलोकन/टिप्पणियाँ, यदि कोई हों, खाते के जारी होने की तारीख से 15 दिनों के भीतर भेज सकते हैं। यदि घटकों से कोई संचार प्राप्त नहीं होता है, तो जारी किए गए आरटीए को अंतिम आरटीए माना जाएगा।

A Provisional copy of Regional Transmission Account (RTA) for the billing month of May 2025 is enclosed herewith for necessary action. The RTA has been prepared in accordance with the CERC (Sharing of inter-state transmission charges and losses) Regulation, 2020 and its subsequent Amendments. The RTA is also available on NERPC website <https://www.nerpc.gov.in>.

Constituents may send their observation/ comments, if any on the same within 15 days from the date of issue of the account. In case no communication is received from constituents, the RTA as issued would be treated as final RTA.


Enclosed - As above  
 संलग्न - उपरोक्तानुसार

भवदीय / Yours faithfully,

  
 (माया कुमारी/Maya Kumari)  
 उप निदेशक/Deputy Director

पत्तों की सूची /List of Addressees:

1. CMD, TSECL, Bidyut Bhawan, Agartala – 799 001
2. Director (Distribution), MePDCL, Lumjingshai, S.R. Road, Shillong – 793 001
3. Engineer-in-Chief (P&E), P&E Dept., Govt. of Mizoram, Aizawl – 796 001
4. Chief General Manager (Comm), APDCL, Bijulee Bhawan, Paltan Bazar, Guwahati – 781 001
5. Chief Engineer (Comm), Dept. of Power, Govt. of Arunachal Pradesh, Itanagar – 791 111
6. Managing Director, MSPDCL, Keishampat, Imphal-795 001.
7. E-in-C, Dept. of Power, Govt. of Nagaland, Kohima – 797 001
8. Chief Engineer, Loktak HE Project, Vidyut Vihar, Komkeirap, Manipur – 795 124
9. Executive Director (Comm.), NEEPCO Ltd., Lower New Colony, Shillong – 793 003
10. Executive Director, NERTS, POWERGRID, Lapalang, Shillong – 793 006
11. Managing Director, OTPC, Core 4 & Central, 10th Floor, SCOPE Minar, Laxmi Nagar, Delhi – 110092
12. GM (Comm.), NTPC, 3<sup>rd</sup> Floor OLIC building, Plot No.N.17/2, Nayapalli, Bhubaneshwar-12
13. CE (G. M.), CEA, SewaBhawan, R.K.Puram, New Delhi – 110 066.
14. G. M., NERLDC, Lower Nongrah, Dongtieh, Lapalang, Shillong - 6.
15. C.G.M (SLDC) AEGCL, Kahelipara, Guwahati.
16. Gen. Manager (Comm.), NHPC Ltd., NHPC Office complex, Sector –33, Faridabad-121003.
17. G.M (Commercial) APDCL, Bijulee Bhawan, Paltan Bazar, Guwahati - 781 001.
18. General Manager, Ranganadi HEP, NEEPCO, Yazlee, Ar. Pradesh
19. Project Manager, Doyang HEP, NEEPCO, Nagaland
20. Project Manager, AGBPP, NEEPCO Ltd., No. –III, Vill. Bokuloni, Dibrugarh, Assam.
21. Project Manager, AGTPP, NEEPCO Ltd., Ramchandranagar, Agartala, Tripura West- 799008.
22. Dy. G. M (Elect.), Kopili HEP, NEEPCO Ltd., Umrangso, N.C. Hills, Assam.
23. Supdt. Engr. (System Management) MeECL, Lumjingshai, Short Round Road, Shillong.
24. Supdt. Engr. (Commercial) Deptt. of Electricity, Govt.of Manipur, Keisampet, Imphal. 795001
25. Executive Engineer, MSLDC, P & E Dept., Chaltlang, Aizawl- 796012.
26. Supdt. Engr. Dimapur Sub-station Deptt. of Power, Govt.of Nagaland, Dimapur.
27. Dy. G. M. (Commercial) NERTS, Lower Nongrah, Dongtieh, Lapalang, Shillong - 6.
28. Dy. General Manager (ER), POWERGRID, Boring Road, Alankar Place, Patna - 800 001
29. DGM (Comm), OTPC, Core 4 & Central, 10th Floor, SCOPE Minar, Laxmi Nagar, Delhi – 110092
30. DGM (Comm.), NTPC, 3<sup>rd</sup> Floor OLIC building, Plot No.N.17/2, Nayapalli, Bhubaneshwar-12
31. AGM (Comm.), NTPC, Bongaigaon Thermal Power Project, P.O Salakati, Kokrajhar-783369
32. Addl. General Manager,Comm & Sys.Opn., TSECL,Banamalipur,Agartala.-799001.
33. Ex. Engr., SLDC, Deptt. of Power, Itanagar, Ar. Pradesh – 791 111
34. CEO, NVVN Ltd., 7<sup>th</sup> Floor, Scope Complex, Lodhi Road, N.Delhi- 110 003
35. Power Trading Corpn. of India Ltd., 2<sup>nd</sup> Floor, NBCC Tower, 15-Bhikaji Cama Place, New Delhi – 66.
36. Member Secretary, NRPC,18-A, Shaheed Jeet Singh Marg,Katwaria Sarai, NewDelhi-110016.
37. Member Secretary, ERPC,14, Golf Club Road, Kolkata- 700 033.
38. Member Secretary, WRPC, Plot No F-3, MIDC Area, Opp Seepz,Marol,Andheri (E), Mumbai-400 093.
39. Member Secretary, SRPC, 29, Race Course Road, Bangalore- 560009.

  
(माया कुमारी/Maya Kumari)  
उप निदेशक/Deputy Director

**NORTH EASTERN REGIONAL POWER COMMITTEE  
REGIONAL TRANSMISSION ACCOUNT  
BILLING MONTH: May 2025**

30-04-2025

Zone	Region	GNA (in MW)	Usage based AC system charges (Rs.)	Balance AC system charges (Rs.)	National Component (Rs.)		Regional Component (Rs.)	Transformers component (Rs.)	Bilateral Charges (Rs.)	Total Transmission charges payable in ₹ (without waiver)
			AC-UBC	AC-BC	NC-RE	NC-HVDC	RC	TC		
Arunachal Pradesh	NER	208.00	14039912	30406601	6102799	5058445	6879166	10980972		7,34,67,895
Assam	NER	1767.00	74366878	258309922	51844449	42972460	58439839	21773413		50,77,06,961
Manipur	NER	177.00	14274274	25874848	5193247	4304542	5853906	3060760		5,85,61,576
Meghalaya	NER	238.00	26699738	34792168	6983010	5788028	7871354	6444450		8,85,78,748
Mizoram	NER	150.00	6050562	21927837	4401057	3647917	4960937	984361		4,19,72,672
Nagaland	NER	139.00	11015169	20319796	4078313	3380403	4597135	20558634		6,39,49,450
Tripura	NER	311.00	6043351	45463716	9124858	7563347	10285676	20803153		9,92,84,101
PG-HVDC-NER	NER	1.00	84894	175423	35208	29183	39687			3,64,396

  
 भाया कुमारी / Maya Kumari  
 उप-निरीक्षक / Deputy Director  
 द.पू.क्षेत्रीय / N.E.R.P.C.  
 विद्युत विभाग / Ministry of Power  
 नया दिल्ली / Govt. of India  
 दिल्ली / Delhi

### Details of Waiver % of DICs for May 2025 Billing Month(March'25 Billing Period)

Region	State	DIC	Waiver(%)
NER	Arunachal Pradesh	Arunachal Pradesh	0.000
NER	Assam	Assam	1.890
NER	Manipur	Manipur	0.000
NER	Meghalaya	Meghalaya	0.000
NER	Mizoram	Mizoram	0.000
NER	Nagaland	Nagaland	0.996
NER	Tripura	Tripura	0.000
NER		PG-HVDC-NER	0.000

11/2/25  
माया कुमारी / Māya Kumari  
उप-निरीक्षक / Deputy Director  
उ.पु.के.वि.स. / N.E.R.P.C.  
विद्युत मंत्रालय / Ministry of Power  
नया दिल्ली / Govt. of India  
New Delhi / Shillong



ग्रिड कंट्रोलर ऑफ इंडिया लिमिटेड  
(भारत सरकार का उपक्रम)

GRID CONTROLLER OF INDIA LIMITED  
(A Government of India Enterprise)

[Formerly Power System Operation Corporation Limited (POSOCO)]

राष्ट्रीय भार प्रेषण केन्द्र/National Load Despatch Centre

---

**Notification of Transmission charges payable by DICs for Billing Month of May, 2025**

**No: TC/04/2025**

**Date: 28.04.2025**

1. Central Electricity Regulatory Commission (Sharing of Inter-State Transmission Charges and Losses), Regulations 2020 came into force with effect from 1.11.2020. National Load Despatch centre (NLDC) as the Implementing Agency under Sharing Regulations 2020 has been entrusted with the responsibility of computation of ISTS transmission charges and losses. As per Regulation (14)(5)(b), Transmission charges payable by DICs shall be notified by the Implementing Agency by 25th day of the month following billing period. The computation of transmission charges shall be done on the basis of inputs received from ISTS Licensees, DICs/ States, CTU as per the Regulations.
2. Central Electricity Regulatory Commission has notified three amendments to Central Electricity Regulatory Commission (Sharing of Inter-State Transmission Charges and Losses), Regulations 2020 which came into force with effect from 1.10.2023, 1.11.2023 and 26.10.2023 respectively.
3. As per Regulation 24(1), all entities whose transmission elements have declared COD during the billing period shall submit to the Implementing Agency, network data, date(s) of commercial operation of the new transmission element and Yearly Transmission Charge (YTC) of such transmission element in the format stipulated by the Implementing Agency, on or before the end of the billing period.
4. As per Regulation 24(2), Implementing Agency shall publish the peak block of the billing period on the first day of the month following the billing period. Accordingly, NLDC had identified **42<sup>nd</sup> time block (10:15 Hrs to 10:30 Hrs) on 11<sup>th</sup> March, 2025** as a peak block for the billing period of Mar'25 and published the information of peak block on Grid-India website. Details of the inputs from entities have been received as per the stipulated timelines is enclosed as **Annexure-I**.
5. Based on the inputs furnished by ISTS licensees, Monthly Transmission Charges (MTC) to be considered in the computations have been shared with all ISTS licensees/ deemed ISTS licensees for review and comments on 08.04.2025 with last date of submission of comments as 12.04.2025. Comments were received from North East Transmission Company Limited and Powerlinks Transmission Ltd.
6. Based on inputs furnished by DICs/ States, all India basic network has been prepared along with node wise generation and demand as per the peak block and was made available on Grid-India website on 15.04.2025 for review and comments by DICs/ States in line with the notified procedures latest by 18.04.2025.
7. In respect of the billing period of March 2025, total number of licensees were 97, with the total monthly charges amounting to Rs. 3899.47 Crores. The aggregate quantum of GNA and GNARE for the said period was 119,973 MW.
8. As per CERC order dated 20.04.2025 in Petition No. 131/MP/2024, CERC directed NLDC (Implementing Agency) to strictly adhere to the directions in the aforesaid order for all Change in Law claims pertaining to Electricity

(Timely Recovery of Costs due to Change in Law) Rules, 2021 forwarded to NLDC by the transmission licensees. Accordingly, NLDC incorporated the same in the computation for the billing period of March 2025.

9. The methodology involved in the computation exercise along with the assumptions followed in the computations are enclosed at **Annexure-II**.
10. CERC had notified the CERC (Connectivity and General Network Access to the inter-State Transmission System) (First Amendment) Regulations, 2023 on 01.04.2023 w.e.f 05.04.2023. As per Annexure-II of the said Regulations, titled as "Methodology to determine 'Direct drawal' by a State from a regional entity generating station", CTU will provide the list of regional entity generating stations (connected to STU and ISTS or only STU) to NLDC within a week of coming into effect of these Regulations for computation of Direct drawal by the state.

Accordingly, based on the inputs received from CTU, NLDC had computed GNash and GNAd and published the same on Grid-India website on 03.07.2023. Subsequently, CTUIL vide email dated 24.11.2023 has furnished revised list of eligible regional entity generating stations (connected to STU and ISTS or only STU) for computation of GNash and GNAd. Accordingly, NLDC has revised GNash and GNAd. Updated details of GNash and GNAd are uploaded on the Grid-India website.

For computation of transmission charges of states, corresponding GNA has been reduced by quantum of GNAd of the state.

11. CERC vide notification dated 26.10.2023 has notified the CERC (Sharing of Inter-State Transmission Charges and Losses)(Third Amendment), Regulations 2023 w.e.f. 26<sup>th</sup> October,2023. Relevant part of the notification is as follows:

*"(a) Regional Component of HVDC (RC-HVDC) comprising of 70% of Yearly Transmission Charges of HVDC transmission systems planned to supply power to the concerned region, except HVDC transmission systems covered under sub clauses (a), (b) and (c) of Clause (3) of Regulation 5:*

*Provided that where an inter-regional HVDC transmission system planned to supply power to a particular region is operated to carry power in the reverse direction due to system requirements, the percentage of Yearly Transmission Charges of such transmission systems to be considered in the Regional component and the National component shall be calculated as follows:*

*HVDCr (in %) = (MW capacity of power flow in the reverse direction / MW capacity of power flow in the forward direction) X100*

*Where, HVDCr (in %) is more than 30%, the Yearly Transmission Charges corresponding to HVDCr shall be considered in the National component and the balance in the regional component.*

*Where, HVDCr (in %) is equal to or less than 30%, 30% of Yearly Transmission Charges shall be considered in the National component and 70% in the Regional component:*

*....."*

Accordingly, Transmission charges for HVDC Raigarh-Pugalur has been computed based on the above methodology after considering 3000 MW capacity in the reverse direction and 6000MW capacity in the forward direction from date of coming into effect of CERC (Sharing of Inter-State Transmission Charges and Losses)(Third Amendment), Regulations 2023 which is 26.10.2023.

12. As per Annexure-III of CERC (Sharing of Inter-State Transmission Charges and Losses)(First Amendment), Regulations 2023, % waiver for transmission charges is to be computed based on the drawal schedule of drawee entities. Relevant part of the Regulations is as follows:

*" (a) The transmission charges towards ISTS for each drawee DIC shall be computed in accordance with Regulations 5 to 8 of these regulations.*

*(b) The waiver of transmission charges shall be calculated in the following manner: -*

- (i) Waiver of a drawee DIC other than a drawee DIC which has obtained "GNARE" shall be calculated based on the following formulae:

$$\text{Waiver (\%)} = 100 \times \frac{\sum_{n=1}^T \frac{\text{SDRG}}{\text{SDTG}}}{T}$$

Where, "SDRG" is the drawl schedule (in MW) through ISTS under GNA from the sources eligible for waiver under Regulation 13 of these regulations in nth block;

"SDTG" is the total drawl schedule (in MW) under GNA through ISTS from all sources in nth block; "n" is the nth time block

"T" is number of time blocks in a month = 96 X number of days in a month

Provided that in case the "SDTG" for a time block is less than 75% of the maximum schedule corresponding to GNA, the "SDTG" shall be taken as 75% of maximum schedule corresponding to GNA for a time block. (ii) Waiver of a drawee DIC which has obtained "GNARE" shall be calculated based on the following formulae:

$$\text{Waiver (\%)} = 100 \times (\text{sum of SDRG for all time blocks in the month}) / (\text{total number of time blocks in the month} \times 0.3 \times \text{GNARE})$$

Where, "GNARE" is the GNA to procure power only from the sources eligible for waiver under Regulation 13 of these regulations; "SDRG" is the drawl schedule (in MW) in a time block through ISTS under GNARE from the sources eligible for waiver under Regulation 13 of these regulations;


Provided that maximum waiver shall be limited to 100%: Provided further that if such an entity draws power from any source other than the sources eligible for waiver under Regulation 13 (2) of these regulations, except after obtaining additional GNA or T-GNA or converting GNARE into GNA by making an application to CTU, it shall be charged @TDR of the State in which such an entity is located."

In accordance with the above regulatory provisions, % waiver for drawee DICs has been computed considering the drawal schedule under GNA and GNA-RE.

13. Accordingly, the transmission charges are hereby notified for the billing month of May'25 mentioned as follows:

- a) Various components of the transmission charges determined have been added for each DIC in order to compute total transmission charges payable by the DIC.
- b) The transmission charges are computed separately for both GNA and T-GNA :
  - For GNA billing in ₹: These charges are calculated only for Drawee DICs.
  - For T-GNA billing in (Rs./MW/block) : These rates are calculated for all the states.
- c) The notified transmission charges payable by DICs for the billing month of May'25 shall be used by RPCs for preparation of Regional Transmission Account (RTA) for the billing month of May'25 considering details of GNA enclosed along with this notification.
- d) The notified waiver % of Drawee DICs for the billing month of May'25 are to be used by CTUIL for computation of waiver amount of drawee DICs.
- e) Transmission charges shall be payable by the entities who are granted T-GNA or T-GNARE under Regulation 26.1 of the GNA Regulations.
- f) The notified transmission charges for T-GNA bilateral transactions shall be applicable for the applications received on or after 00:00 Hrs of the next day (D+1) following the date of this notification (D). In the case of T-GNA collective transactions, both DAM and RTM, the notified transmission charges shall be applicable from the delivery day D+2 following the date of this notification.

- g) The transmission charges payable by DICs for GNA are given at **Annexure-III**.
- h) Waiver % of Drawee DICs are attached as **Annexure-IV**
- i) Applicable T-GNA rates are attached as **Annexure-V**.
- j) Details of GNA and GNA-RE is given at **Annexure-VI**.
- k) ISTS licensee wise break up of Monthly Transmission Charges (MTC) is given at **Annexure-VII**.
- l) Entity-wise details of bilateral billing are given separately at **Annexure-VIII**.
- m) Details of Transmission Charges to be paid to Transmission Licensees as per Regulation 13(12) is given at **Annexure-IX**.
- n) Details of GNash and GNAd is given at **Annexure-X**.
- o) Details of commercial data of RE transmission network to be considered for NC-RE component as furnished by CTU is given at **Annexure-XI**.

  
(देबज्योति मेजुमदार)  
मुख्य प्रबंधक / रा. भा. प्रे. के.



**Input Data furnished by DICs/ ISTS Licensees/ CTU**

1. As per Regulation 24(1) of Sharing Regulations 2020, some of the ISTS Licensees have submitted YTC data by 31.03.2025. Powergrid submitted its revised YTC on 01.04.2025. AMNS Power Transmission Company Limited has submitted its YTC on 01.04.2025. Torrent Power Grid Ltd., Darbhanga-Motihari Transmission Co. Ltd., NRSS XXXI (B) Transmission Ltd., Kudgi Transmission Ltd. and Kohima Mariani Transmission Limited have submitted its YTC on 02.04.2025. Power Transmission Corporation of Uttarakhand Ltd. has submitted its YTC on 04.04.2025. Goa Tamnar Transmission Projects Limited has submitted its revised YTC on 07.04.2025. Powerlinks Transmission Ltd. has submitted its YTC on 10.04.2025. Powergrid Raipur pool Dhamtari Transmission Ltd. has submitted its YTC on 18.04.2025. Further, Goa Tamnar Transmission Projects Limited, Mumbai Urja Marg Limited and Lakadia Vadodara Transmission Company Limited have submitted its revised YTC on 25.04.2025.
2. The list of ISTS licensees that have submitted YTC data is mentioned as below.

**List of ISTS Licensees submitted the YTC data for the billing period Mar'25**

Sl. No.	Name of ISTS Licensee
1	Powergrid Corporation Of India Ltd
2	Adani Transmission (India) Limited
3	Chhattisgarh-WR Transmission Limited.
4	Raipur Rajnandgaon-WR Transmission Limited.
5	Sipat Transmission Limited.
6	Western Transmission Gujarat Limited
7	Western Transco Power Limited
8	Alipurduar Transmission Limited
9	Fatehgarh-Bhadla Transmission Ltd.
10	North Karanpura Transco Limited
11	Bikaner-Khetri Transmission Limited
12	Jam Khambaliya Transco Limited
13	Lakadia-Banaskantha Transmission Limited
14	WRSS XXI (A) Transco Limited
15	Karur Transmission Limited

Sl. No.	Name of ISTS Licensee
16	Khavda-Bhuj Transmission Limited
17	Essar Power Transmission Company Limited
18	Essar Transco Limited
19	Jindal Power Limited
20	Kudgi Transmission Limited
21	Parbati Koldam Transmission Company Limited
22	Bhopal Dhule Transmission Company Ltd.
23	East North Interconnection Company Limited
24	Gurgaon Palwal Transmission Limited
25	Jabalpur Transmission Company Limited
26	Maheshwaram Transmission Limited
27	Khargone Transmission Company Ltd.
28	Goa Tamnar Transmission Projects Limited
29	Mumbai Urja Marg Limited
30	Lakadia Vadodara Transmission Company Limited
31	Nangalbibra Bongaigaon Transmission Limited
32	NRSS-XXIX Transmission Limited
33	Odisha Generation Phase-II Transmission Limited
34	Patran Transmission Company Limited
35	Purulia & Kharagpur Transmission Company Limited
36	Rapp Transmission Company Limited
37	NER-II Transmission Limited
38	Kallam Transmission Limited
39	Torrent Power Grid Limited
40	Darbhanga-Motihari Transmission Company Limited
41	NRSS XXXI (B) Transmission Limited

Sl. No.	Name of ISTS Licensee
42	Powergrid Himachal Transmission Ltd (Jaypee Powergrid Limited)
43	Kohima Mariani Transmission Limited
44	Raichur Sholapur Transmission Company Private Limited
45	Koppal-Narendra Transmission Limited
46	Powerlinks Transmission Limited
47	NRSS XXXVI Transmission Limited
48	Warora-Kurnool Transmission Limited
49	Rajgarh Transmission Limited
50	Gadag Transmission Limited
51	Powergrid Vizag Transmission Limited
52	Powergrid NM Transmission Limited
53	Powergrid Unchahar Transmission Limited
54	Powergrid Parli Transmission Limited
55	Powergrid Kala Amb Transmission Limited
56	Powergrid Southern Interconnector Transmission System Limited
57	Powergrid Jabalpur Transmission Limited
58	Powergrid Warora Transmission Limited
59	Powergrid Medinipur Jeerat Transmission Limited
60	Powergrid Mithilanchal Transmission Limited
61	Powergrid Ajmer Phagi Transmission Limited
62	Powergrid Varanasi Transmissoin System Limited
63	Powergrid Fatehgarh Transmission Limited
64	Powergrid Khetri Transmission System Ltd.
65	Powergrid Bhuj Transmission Limited
66	Powergrid Bikaner Transmission System Limited

Sl. No.	Name of ISTS Licensee
67	Powergrid Ramgarh Transmission Limited
68	Powergrid Neemuch Transmission System Limited
69	Powergrid Bhadla Transmission Limited
70	Powergrid Aligarh Sikar Transmission Limited
71	Powergrid Sikar Transmission Limited
72	Powergrid ER NER Transmission Limited
73	North East Transmission Company Limited
74	Transmission Corporation Of Andhra Pradesh (APTRANSCO)
75	Power Transmission Corporation Of Uttarakhand Ltd.
76	Haryana Vidyut Prasaran Nigam Limited
77	Powergrid Raipur pool Dhamtari Transmission Ltd.

1. As per Sharing Regulations 2020 and NLDC notified Procedure for collection of data and information, CTU shall submit all required data and information as stipulated in Formats II(A) to II(H) within 10 days after the end of the billing period i.e. by 10.04.2025. NLDC had provided the detailed list of ISTS assets of all licensees for segregation into various components as per stipulated formats on 01.04.2025. CTU has submitted data in formats II(C), II(D), II-(G1) to II-(G4), II(H) and II(I) on 17.04.2025. Subsequently, CTU has submitted revised data in format II-(G1) on 22.04.2025. CTU has submitted data in formats II(A), II(B), II(E) and II(F) on 22.04.2025. Further, CTU has submitted revised data in formats II(D) and II-(G1) on 23.04.2025. Subsequently, CTU has submitted revised data in formats II(A) and II(B) on 24.04.2025. Further, CTU has submitted revised data in formats II(A), II(B) and II(E) on 26.04.2025.

2. As per Regulation 24(4) and NLDC notified Procedure for collection of data and information, DICs shall submit the required information to the Implementing Agency as stipulated in Formats III and IV for the billing period within 7 days after end of the billing period. The list of the DICs that have submitted the data by 07.04.2025 is as mentioned below:

S.NO.	WR	SR	NR	NER	ER
1	Chattisgarh	Andhra Pradesh	Uttar Pradesh	Assam	Odisha
2	Gujarat	Telangana	Haryana	Manipur	
3	MP	Karnataka	Himachal Pradesh	Meghalaya	
4	Maharashtra	Kerala	Delhi	Mizoram	

S.NO.	WR	SR	NR	NER	ER
5	Goa	Tamil Nadu	Rajasthan	Nagaland	
6	D&D and DNH	PVG Azure Earth	Punjab	Tripura	
7	Hazira	Yarrow Infra Structure Private Ltd. (Pavagada Solar Park)	Jammu & Kashmir		
8	RIL Jamnagar	PVG AMPLUS Tumkur and PVG AMPLUS Pavagada	ReNew Solar Power Private Limited		
9	BALCO	PVG Fortum Finsurya.			
10	DB Power Ltd.	ANP_AZURE			
11	DGEN	Athena Galiveedu			
12	Dhariwal				
13	GMR Warora (EMCO)				
14	Raipur Energen				
15	Jhabua Power				
16	JP Nigrie				
17	KAPS 1&2				
18	KAPS 3&4				
19	Raigarh Energy				
20	KSK Mahanadi				
21	LANCO				
22	MB Power				
23	Essar Mahan				
24	NSPCL Bhilai				
25	RKM Power				
26	Sasan UMPP				

S.NO.	WR	SR	NR	NER	ER
27	SKS Power				
28	SSP				
29	TAPS (3,4)				
30	TAPS (1,2)				
31	Naranpar Ostro				
32	ACME RUMS				
33	ARINSUM				
34	Bhuvad Renew				
35	Vadwa Green Infra				
36	Roha Green infra				
37	Dayapar Inox(wind)				
38	Ratadiya AGEMPL				
39	Alfanar wind				
40	Renew AP2 Gadhsisa				
41	Avikiran				
42	Powerica				
43	SESPL Morjar				
44	SKRPL				
45	SBESS				
46	Netra Wind				
47	AWEK4L				
48	Apraava				
49	SRSSFPL				
50	Torrent Sidhpur				
51	Agar U-4: Avaada(LADWAN)				
52	AGEL PSS-3				

S.NO.	WR	SR	NR	NER	ER
53	Beempow(UMARIA)				
54	TP Saurya Unit-2				
55	NTPC REL Dehripal				

**Methodology of the computations and assumptions followed in the basic network**

**a) Modeling of the Basic Network**

- A. The All India network was modeled with the help of network data and node wise generation and demand data furnished by DICs. Wherever network data has not been provided by DICs, network data already available at RLDCs/NLDC has been considered. Wherever technical parameters were not furnished, standard parameters as per CEA Manual on Transmission Planning Criteria have been used.
- B. Certain Transmission Lines included in the basic network were partly owned by ISTS Licensee and partly by STUs. There were cases where the existing lines originally owned by one utility have been made LILO by other utility. In cases where the line originally owned by ISTS Licensee has been made LILO by STU, the Monthly Transmission Charge for the entire line has been considered (including the section owned by STU). In cases where the line originally owned by STU has been made LILO by ISTS Licensee, the Monthly Transmission Charge for the entire line has not been considered.
- C. All India basic network up to 66/ 33 kV level and at some nodes even till 0.4 kV level has been prepared. As per the Sharing Regulations 2020, basic network means power system at voltage levels of 110 kV and above, containing all power system elements including generating station and transmission systems.
- D. In line with Sharing Regulations 2020, all India basic network has been truncated to 110 kV level. Power flow into lower voltage system has been considered as load at the substation at truncated point. Power flow from a lower voltage system has been considered as generation at the substation at truncated point.
- E. To account for the transmission losses of the truncated lower voltage network and to ensure state drawal as per SEM data corresponding to peak block, minor adjustments in states generation has been done.
- F. Interstate generating Stations (ISGS) connected at 220kV and below voltage level are created as separate control areas.
- G. 400 kV Singrauli considered as slack bus.

**b) Load Generation balance for the basic network**

- A. Node wise generation and demand data for the peak block as submitted by DICs has been considered to prepare Load Generation balance.
- B. Wherever aggregate generation and demand data submitted by DICs, the generation and demand data has been distributed across the nodes of the DICs as per the node wise distribution of the TTC/ATC base case applicable for Mar'25.
- C. Wherever node wise generation and demand data has not been provided by DICs, SEM data/ SCADA data available with NLDC/RLDCs has been considered. In the absence of SEM/ SCADA data, the node wise generation and demand data as available from TTC/ ATC base case / recently submitted base case of states has been considered.

**c) Commercial Data considered in the computations**

- A. The data as submitted by the ISTS Licensees has been examined by NLDC and suitably considered for computation of transmission charges for DICs for the billing period Mar'25. For the ISTS licensees who have not submitted YTC data for Mar'25, the YTC data recently available with reference to the previous computations have been considered.



- B. All ISTS transmission assets commissioned by the end of Mar'25 as furnished by ISTS licensees have been considered in the computations.
- C. Yearly Transmission Charges (YTC) based on approved/ adopted tariff by CERC has only been considered in line with Sharing Regulations 2020. RPC certified non-ISTS lines as ISTS lines have not been considered in the computations.
- D. The assets of State Utilities whose approved Tariff by the Commission is not available as on 31.03.2019 are not being considered in the computations since 2019-20 Q3 in line with Terms & Conditions of Tariff Regulations. The same is continued in this computation.
- E. As per minutes of Validation Committee meeting held for 2020-21 Q2 PoC computations, for the assets of Essar Power transmission limited, combined tariff of LILO of 400kV Vindhychal-Korba at Mahan, GIS S/s at Hazira and 400kV Hazira-Gandhar line) was being excluded from PoC computations in the absence of exclusive tariff of LILO of 400kV Vindhychal-Korba at Mahan since 2020-21 Q2. As per CERC Order dated 04.06.2021 in I.A. No. 32/2021 in Petition No. 92/MP/2021, exclusive tariff of 400kV Hazira-Gandhar Line and GIS S/s at Hazira has been approved and same has been considered for billing period Mar'25.
- F. As per Regulation (13) clauses (3), (6), (9), the YTC of assets claimed by licensees have been examined to find out whether the YTC to be completely or partly billed to generators. Accordingly, transmission charges have been computed for DICs in line with the Regulations.
- G. All ISTS assets corresponding to the bilateral payments on the basis of information furnished by ISTS licensees and the worked out bilateral payments in line with Regulation (13) have been considered while preparing final transmission charges for DICs.
- H. The components of Yearly Transmission Charges such as National Component for RE (NC-RE), National Component for HVDC (NC-HVDC), Regional Component (RC) and Transformers Component (TC) have been worked out on the basis of the inputs furnished by CTU.
- I. Indicative cost level of different conductor configuration was provided by CTU and is as follows:

Sl. No.	Voltage level (kV)	Type of conductor configuration	Indicative cost (Rs.Lakh/km)
1	± 800	HVDC	357
2	± 500	HVDC	176
3	765	D/C	502
4	765	S/C	228
5	400	S/C	96
6	400	M/C TWIN	449
7	400	D/C Quad Moose	288
8	400	D/C Twin HTLS	225
9	400	D/C Twin Moose	168
10	400	M/C QUAD	851
11	400	D/C TRIPLE	235
12	400	S/C QUAD	159
13	220	D/C	71

Sl. No.	Voltage level (kV)	Type of conductor configuration	Indicative cost (Rs.Lakh/km)
14	220	S/C	53
15	220	M/C TWIN	321
16	132	D/C	48
17	132	S/C	28
18	132	M/C TWIN	226

- J. The indicative cost levels provided by CTU are for only selected configurations and voltage level. Hence, for the conductor configurations which are not mentioned in the above list, following assumptions have been made:
- The indicative cost level of 765 kV lines (Quad Bersimis) charged at 400 kV has been considered to be same as cost of one circuit of 400 kV Quad Moose D/C.
  - The indicative cost level of 400 kV Quad Bersimis D/C has been considered to be same as 400 kV Quad Moose D/C.
  - The indicative cost level of 765 kV Hexa zebra has been considered to be same as 765 kV Quad Bersimis.
  - The indicative cost levels of 400 kV ACKC, ACAR, AAAC, Moose, Zebra and Lapwing have been considered to be same as 400 kV Twin Moose depending on the no. of circuits.
  - 400 kV lines (Twin Moose) charged at 220 kV are charged as per the rate of 220 kV D/C lines.
- K. Circuit Kms of RE lines considered as National component has been considered as zero.
- L. Circuit Kms of the assets covered under Regulation (13) clauses (3), (6), (9), have been pro-rata adjusted with respect to YTC considered for bilateral payment wherever YTC are to be partly included in the computations.

**d) Computation of Usage part of AC system charges**

- The usage part of AC system charges has been computed by running AC load flow and determining the utilization of the lines with respect to SIL of the lines. For SIL of lines at various voltage levels, annexure-II to Regulations has been followed.
- AC Usage Base Charges (AC-UBC) thus determined has been used for apportionment through hybrid method and computed total aggregated nodal charges in ₹ for each drawee DIC.

**Transmission Charges for Designated ISTS Customers (DICs) for the billing month of May,2025**

S.No	Zone	Region	GNA+GNARE (in MW)	Usage based AC system charges (₹)	Balance AC system charges (₹)	National Component (₹)		Regional Component (₹)	Transformers component (₹)	Bilateral Charges (₹)	Total Transmission charges payable in ₹ (without waiver)
				AC-UBC	AC-BC	NC-RE	NC-HVDC	RC	TC		
1	Delhi	NR	4,810	172,017,837	703,152,646	141,127,220	116,976,532	218,886,425	56,312,302		1,408,472,962
2	UP	NR	10,058	660,187,746	1,470,261,485	295,090,855	244,592,820	457,681,959	137,566,267		3,265,381,132
3	Punjab	NR	5,529	516,683,483	808,260,079	162,222,952	134,462,213	251,605,623	105,297,193		1,978,531,543
4	Haryana	NR	5,143	350,100,408	751,832,445	150,897,566	125,074,907	234,040,101	215,165,265		1,827,110,692
5	Chandigarh	NR	342	15,877,037	49,995,469	10,034,409	8,317,250	15,563,234	25,042,439		124,829,839
6	Rajasthan	NR	5,746	316,582,475	839,982,351	168,589,814	139,739,532	261,480,540	88,957,501		1,815,332,212
7	HP	NR	1,181	106,039,341	172,572,079	34,636,317	28,709,105	53,720,463	36,650,325		432,327,629
8	J&K	NR	1,977	199,624,356	289,008,894	58,005,928	48,079,543	89,966,416	60,035,926		744,721,064
9	Uttarakhand	NR	1,416	115,182,276	206,976,855	41,541,575	34,432,687	64,430,425	31,191,587		493,755,405
10	Railways-NR-ISTS-UP	NR	130	6,416,519	19,004,126	3,814,249	3,161,528	5,915,849			38,312,270
11	PG-HVDC-NR	NR	8	329,898	1,169,485	234,723	194,556	364,052			2,292,713
12	Northern Railways	NR							2,565,284		2,565,284
13	North Central Railways	NR							2,082,280		2,082,280
14	RAPP 7&8, NPCIL	NR								32,598,581	32,598,581
15	Adani Renewable Energy Park Rajasthan Limited	NR								17,096	17,096
16	THDC India Ltd.	NR								43,172,638	43,172,638
17	Adani Renewable Energy Holding Seventeen Pvt. Ltd.	NR								12,009,553	12,009,553

S.No	Zone	Region	GNA+GNARE (in MW)	Usage based AC system charges (₹)	Balance AC system charges (₹)	National Component (₹)		Regional Component (₹)	Transformers component (₹)	Bilateral Charges (₹)	Total Transmission charges payable in ₹ (without waiver)
				AC-UBC	AC-BC	NC-RE	NC-HVDC	RC	TC		
18	Gujarat	WR	12,623	648,803,134	1,845,325,445	370,368,584	306,988,491	141,876,572	87,481,870	0	3,400,844,095
19	Madhya Pradesh	WR	10,587	657,018,993	1,547,690,140	310,631,280	257,473,858	118,993,087	144,027,807		3,035,835,163
20	Maharashtra	WR	9,410	1,339,333,516	1,375,574,160	276,086,505	228,840,629	105,760,069	74,659,884		3,400,254,763
21	Chhattisgarh	WR	3,276	119,597,714	478,903,965	96,119,080	79,670,503	36,820,200	19,090,199		830,201,660
22	Goa	WR	673	53,075,181	98,382,896	19,746,075	16,366,987	7,564,101	26,392,112		221,527,351
23	DNHDDPDCL	WR	1,206	121,278,442	176,299,811	35,384,496	29,329,251	13,554,689	58,139,056		433,985,746
24	ArcelorMittal Nippon Steel India Ltd (formerly Essar Steel)	WR	563	33,329,391	82,302,482	16,518,633	13,691,848	6,327,769	8,805,858		160,975,982
25	PG-HVDC-WR	WR	5	59,665	730,928	146,702	121,597	56,197			1,115,089
26	BARC	WR	5	350,951	730,928	146,702	121,597	56,197			1,406,374
27	Reliance Industries Ltd.	WR	500	1,862,160	73,092,791	14,670,189	12,159,723	5,619,689			107,404,551
28	Hindustan Zinc Limited	WR	8	0	1,178,916	236,616	196,125	90,640			1,702,297
29	Adani Power Limited	WR								261,939,401	261,939,401
30	Mahan Energen Limited (formerly Essar Power M.P. Ltd)	WR								50,578,071	50,578,071
31	Netra Wind Private Limited	WR								80,246	80,246
32	Andhra Pradesh	SR	4,207	343,980,657	615,002,741	123,434,972	102,311,906	208,013,584	38,420,420		1,431,164,279
33	Telangana	SR	5,801	410,707,829	848,022,557	170,203,535	141,077,102	286,828,333	31,599,730		1,888,439,086
34	Tamil Nadu	SR	8,765	732,341,339	1,281,316,621	257,168,416	213,159,937	433,382,234	85,733,155		3,003,101,703
35	Kerala	SR	2,679	296,838,716	391,631,172	78,602,874	65,151,794	132,462,180	73,759,194		1,038,445,930

S.No	Zone	Region	GNA+GNARE (in MW)	Usage based AC system charges (₹)	Balance AC system charges (₹)	National Component (₹)		Regional Component (₹)	Transformers component (₹)	Bilateral Charges (₹)	Total Transmission charges payable in ₹ (without waiver)
				AC-UBC	AC-BC	NC-RE	NC-HVDC	RC	TC		
36	Karnataka	SR	5,475	613,341,764	800,358,749	160,637,105	133,147,747	270,706,910	118,138,715		2,096,330,988
37	Pondicherry	SR	540	14,605,517	78,940,214	15,843,804	13,132,500	26,700,103	11,722,407		160,944,547
38	PG-HVDC-SR	SR	6	593,772	899,041	180,443	149,565	304,085			2,126,906
39	BHAVINI	SR								15,737,723	15,737,723
40	Betam	SR								169,917	169,917
41	JSW Renew Energy Ltd.	SR								6,801,706	6,801,706
42	ReNew Solar Power Pvt Ltd.	SR								13,273,281	13,273,281
43	West Bengal	ER	3,540	196,720,065	517,496,958	103,864,939	86,090,836	78,170,726	55,148,362		1,037,491,887
44	Odisha	ER	2,166	185,245,495	316,637,969	63,551,260	52,675,918	47,829,885	60,349,079		726,289,606
45	Bihar	ER	4,847	163,897,591	708,561,513	142,212,814	117,876,351	107,032,065	177,022,758		1,416,603,092
46	Jharkhand	ER	1,590	50,497,665	232,435,074	46,651,202	38,667,918	35,110,580	59,575,921		462,938,361
47	Sikkim	ER	111	8,388,379	16,226,600	3,256,782	2,699,458	2,451,116	2,429,587		35,451,922
48	DVC	ER	956	43,044,358	139,753,416	28,049,402	23,249,390	21,110,513	10,393,792		265,600,869
49	Bangladesh	ER	982	25,769,808	143,554,241	28,812,252	23,881,695	21,684,648			243,702,643
50	Railways-ER-ISTS-Bihar	ER	20	83,241	2,923,712	586,808	486,389	441,643			4,521,791
51	PG-HVDC-ER	ER	2	84,425	292,371	58,681	48,639	44,164			528,280
52	India Power Corporation Limited (IPCL)	ER	100	0	14,618,558	2,934,038	2,431,945	2,208,213	1,998,442		24,191,195
53	NTPC, North Karanpura STPP, Jharkhand	ER								4,351,348	4,351,348
54	Arunachal Pradesh	NER	208	14,039,912	30,406,601	6,102,799	5,058,445	6,879,166	10,980,972		73,467,895



**Transmission Charges to be paid by DICs under Regulation 13(7) for the billing month of May,2025**

*Where Connectivity is granted to a generating station on existing margins and COD of the generating station or unit(s) thereof is delayed*

Sl. No.	Name of Generating Station	Region	Pooling Station	Connectivity Granted by CTU (MW)	Commissioned Connectivity Capacity (MW)	Date of Commercial Operation	Details of effectiveness of connectivity / GNA	Delayed Connectivity Capacity (MW)	Transmission Charges (₹)	Remarks
1	ReNew Power Limited	WR	Bhachau S/s	300	230.1	126MW:18.05.19 58.5MW: 01.10.19 27.6MW: 02.09.20 18MW: 07.02.2021	300MW: 01.05.19	69.9	209,700	
2	ReNew Power Limited	WR	Bhachau S/s	50	0	Yet to be commissioned	50MW: 23.11.19	50	150,000	
3	NTPC Ltd. (Rihand Solar)	NR	Intra-State	20	0	-	20MW: 20.10.2022	20	60,000	
4	NTPC Limited	WR	Bhuj PS	150	50	50 MW: 04.11.2023	28.02.2024	100	300,000	
5	Adani Renewable Energy Holding Four Limited	WR	KPS-1	1000	0	Yet to be commissioned	25.02.2024	1000	3,000,000	
6	Rewa Ultra Mega Solar Power Limited (Agar & Shajapur Park)	WR	Pachora PS	1000	735.65	200MW: COD 11.04.2024 350MW: COD 15.04.2024 50MW: COD 30.09.2024 55MW: COD 29.11.2024 50MW: COD 10.01.2025 50MW: COD 13.03.2025	12.04.2024	264.35	793,065	
7	THDC India Ltd. (Khurja STPP)	NR	Aligarh S/s	465.6	0	Yet to be commissioned	30.04.2023	465.6	1,396,800	

Sl. No .	Name of Generating Station	Region	Pooling Station	Conne ctivity Grante d by CTU (MW)	Commis sioned Connect ivity Capacity (MW)	Date of Commercial Operation	Details of effectiveness of connectivity / GNA	Delayed Connectivit y Capacity (MW)	Transmissio n Charges (₹)	Remarks
8	Rewa Ultra Mega Solar Power Limited (Neemuch Solar Park)	WR	Neemuch PS	500	330	160MW: COD 06.11.2024 (U1) 170MW: COD 26.11.2024 (U2)	06.05.2024	170	510,000	
9	NTPC Renewable Energy Ltd.	WR	Bhuj-II PS	300	0	Yet to be commissioned	07.06.2024	300	900,000	
10	ReNew Green Energy Solutions Pvt. Ltd.	WR	Solapur PG	100	0	Yet to be commissioned	30.06.2024	100	300,000	
11	ReNew Green Energy Solutions Pvt. Ltd	WR	Solapur PG	76	0	Yet to be commissioned	30.06.2024	76	228,000	
12	Renew Green Energy Solutions Pvt. Ltd	WR	Solapur PG	48	0	Yet to be commissioned	30.06.2024	48	144,000	
13	NTPC Limited (Barh-I)	ER	At generation switchyard	1320	660	Unit-2: 01-08-2023 Unit-3: Yet to be commissioned	30.06.2024	660	1,980,000	
14	Jalpower Corporation Limited	ER	New Melli	120	0	Yet to be commissioned	01.07.2024	120	360,000	
15	Renew Solar Power Pvt. Ltd. (RSPPL)	WR	Kallam PS	300	0	Yet to be commissioned	10.08.2024	300	900,000	



Sl. No .	Name of Generating Station	Region	Pooling Station	Conne ctivity Grante d by CTU (MW)	Commis sioned Connect ivity Capacity (MW)	Date of Commercial Operation	Details of effectiveness of connectivity / GNA	Delayed Connectivit y Capacity (MW)	Transmissio n Charges (₹)	Remarks
16	Anupavan Renewables Pvt. Ltd.	WR	Kallam PS	148.8	0	Yet to be commissioned	10.08.2024	148.75	446,250	
17	Viento Renewables Pvt. Ltd. (VRPL)	WR	Kallam PS	150	0	Yet to be commissioned	10.08.2024	150	450,000	
18	ReNew Green (MHP One) Pvt. Ltd.	WR	Kallam PS	117	0	Yet to be commissioned	10.08.2024	117	351,000	
19	JSW Energy (Utkal) Limited (Formerly Ind Barath Energy (Utkal) Limited (IBEUL))	ER	Sundargarh	350	0	Yet to be commissioned	27.09.2024	350	1,050,000	
20	Shree Cement Limited	NR	Shree Cement Generation Switchyard	44	0	Yet to be connected to ISTS	30.09.2024	44	132,000	
21	Sertentica Renewables India 4 Pvt. Ltd	WR	Kallam PS	200	0	Yet to be commissioned	31.12.2024	200	600,000	
22	Ayana Renewables Power Four Pvt. Ltd	WR	Bhuj PS	150	0	Yet to be commissioned	31.12.2024	150	450,000	

Sl. No .	Name of Generating Station	Region	Pooling Station	Conne ctivity Grante d by CTU (MW)	Commis sioned Connect ivity Capacity (MW)	Date of Commercial Operation	Details of effectiveness of connectivity / GNA	Delayed Connectivity Capacity (MW)	Transmissio n Charges (₹)	Remarks
23	Renew Green Energy Solutions Pvt. Ltd.	WR	Solapur PG	32	0	Yet to be commissioned	31.03.2025	32	3,097	As effectiveness of Connectivity for 32MW w.e.f. 31.03.2025. So, equivalent charges calculated for 01 day.
24	Renew Green Energy Solutions Pvt. Ltd.	WR	Solapur PG	50	0	Yet to be commissioned	31.03.2025	50	4,839	As effectiveness of Connectivity for 50MW w.e.f. 31.03.2025. So, equivalent charges calculated for 01 day.
25	Renew Green Energy Solutions Pvt. Ltd.	WR	Solapur PG	70	0	Yet to be commissioned	31.03.2025	70	6,774	As effectiveness of Connectivity for 70MW w.e.f. 31.03.2025. So, equivalent charges calculated for 01 day.
26	Renew Green Energy Solutions Pvt. Ltd.	WR	Solapur PG	100	0	Yet to be commissioned	31.03.2025	100	9,677	As effectiveness of Connectivity for 100MW w.e.f. 31.03.2025. So, equivalent charges calculated for 01 day.
27	Sprng Vayu Vidyut Pvt Ltd.	WR	Rajgarh	50.4	0	Yet to be commissioned	31.03.2025	50.4	4,877	As effectiveness of Connectivity for 50.4MW w.e.f. 31.03.2025. So, equivalent charges calculated for 01 day.

Sl. No .	Name of Generating Station	Region	Pooling Station	Conne ctivity Grante d by CTU (MW)	Commis sioned Connect ivity Capacity (MW)	Date of Commercial Operation	Details of effectiveness of connectivity / GNA	Delayed Connectivit y Capacity (MW)	Transmissio n Charges (₹)	Remarks
28	Serentica Renewables India Private Limited	WR	Solapur PG	300	0	Yet to be commissioned	31.03.2025	300	29,032	As effectiveness of Connectivity for 300MW w.e.f. 31.03.2025. So, equivalent charges calculated for 01 day.
29	Renew Green Energy Solutions Private Limited	WR	Solapur PG	51	0	Yet to be commissioned	31.03.2025	51	4,935	As effectiveness of Connectivity for 51MW w.e.f. 31.03.2025. So, equivalent charges calculated for 01 day.
30	NTPC Renewable Energy Limited	WR	Bhuj-II PS	200	0	Yet to be commissioned	29.03.2025	200	58,065	As effectiveness of Connectivity for 200MW w.e.f. 29.03.2025. So, equivalent charges calculated for 03 days.
31	Serentica Renewables India Private Limited	WR	Solapur PG	100	0	Yet to be commissioned	31.03.2025	100	9,677	As effectiveness of Connectivity for 100MW w.e.f. 31.03.2025. So, equivalent charges calculated for 01 day.

**Transmission charges for NHPTL as per CERC order dated 15.12.2023 in Petition No. 638/MP/2020 for the billing month of  
May,2025**

Name of DIC	Maximum MVA drawal achieved in previous quarter	pf	Regional Component for Madhya Pradesh for the corresponding billing period	GNA of Madhya Pradesh for the corresponding billing period	Regional Component rate for Madhya Pradesh for the corresponding billing period	Transmission Charges in Rs.
NHPTL	3799.65	0.005	118,993,087	10,587	11,239	213,528

### Details of Waiver % of DICs for May 2025 billing month

Region	State	DIC	Waiver(%)
ER	Bihar	Bihar DISCOMS	14.236
ER	Bihar	Railways-Bihar	0.000
ER	DVC	DVC DISCOM & JBVNL	1.373
ER	DVC	Railways-DVC	1.986
ER	DVC	Tata steel	0.000
ER	West Bengal	WBSEDCL	3.324
ER	West Bengal	CESC	0.000
ER	West Bengal	IPCL	47.926
ER		IPCL_ISTS	0.000
ER	Jharkhand	JBVNL	17.111
ER	Jharkhand	SE Railways-Jharkhand	3.900
ER	Odisha	Odisha	12.476
ER	Odisha	DHAMRAPORT	100.000
ER	Sikkim	Sikkim	10.494
ER	Bangladesh	Bangladesh	0.000
ER		PG_HVDC_ER	0.000
ER		Railways-ER-ISTS-Bihar	0.000
NER	Arunachal Pradesh	Arunachal Pradesh	0.000
NER	Assam	Assam	1.890
NER	Manipur	Manipur	0.000
NER	Meghalaya	Meghalaya	0.000
NER	Mizoram	Mizoram	0.000
NER	Nagaland	Nagaland	0.996
NER	Tripura	Tripura	0.000
NER		PG-HVDC-NER	0.000
NR	Punjab	PSPCL	10.166
NR	Punjab	Northern Railways	0.000
NR	Punjab	Asian FineCementsPrivate Limited	100.000
NR	Punjab	Ambuja Cements Limited	100.000
NR	Haryana	Haryana	15.065
NR	Haryana	Railways_BRBCL_HARYANA	7.886
NR	Rajasthan	Rajasthan DISCOMS	2.939
NR	Rajasthan	Railways	0.000
NR	Rajasthan	Ambuja Cements Limited	100.000
NR	Rajasthan	Vedanta Limited	0.000
NR	Delhi	Delhi DISCOMS, DIAL, NR-DEL	14.304
NR	Delhi	Delhi Metro Rail Corporation Metro	100.000
NR	Uttar Pradesh	UPPCL	9.121
NR	Uttar Pradesh	NPCL	2.751
NR	Uttar Pradesh	Railway	16.896
NR	Uttar Pradesh	ACC Limited	100.000
NR	Uttrakhand	Uttrakhand	6.963
NR	Uttrakhand	Ambuja Cements Limited	100.000
NR	Uttrakhand	Linde India Limited	0.000
NR	Himachal pradesh	Himachal pradesh	0.974
NR	Himachal pradesh	ACC Ltd.	100.000
NR	Himachal pradesh	Ambuja Cements Limited	100.000
NR	Jammu & Kashmir	Jammu & Kashmir	0.353

Region	State	DIC	Waiver(%)
NR	Chandigarh	Chandigarh	4.044
NR		Railways-NR-ISTS-UP	5.949
NR		PG-HVDC-NR	0.000
SR	Andhra Pradesh	Andhra Pradesh	11.089
SR	Andhra Pradesh	Linde India Limited	0.000
SR	Karnataka	Karnataka_DISCOMS	10.854
SR	Karnataka	Railways_Karnataka	7.719
SR	Karnataka	ACC LIMITED	100.000
SR	Kerala	KSEB	2.087
SR	Puducherry	Puducherry	23.902
SR	Tamil Nadu	TANGEDCO	1.979
SR	Tamil Nadu	SAIL Steel Plant Salem	0.000
SR	Telangana	TSSPDCL	15.147
SR		PG-HVDC_SR	0.000
WR	Chhattisgarh	CSPDCL	11.267
WR	DD&DNH	DD&DNH	0.000
WR	Goa	Goa	12.455
WR	Gujarat	GUVNL	2.350
WR	Gujarat	Indian Railways	5.144
WR	Gujarat	MPSEZ Utilities Ltd., Mundra	0.000
WR	Gujarat	Torrent Power Limited Dahej	0.000
WR	Gujarat	Torrent Power Ltd Discom Ahmedabad	0.000
WR	Gujarat	Torrent Power Limited DISCOM Surat	0.000
WR	Gujarat	Heavy Water Board_DAE	0.000
WR	Gujarat	Reliance Industries Ltd.	0.000
WR	Gujarat	Sintex Industries Ltd.	0.000
WR	Gujarat	Reliance Polyster Limited	0.000
WR	Gujarat	Adani Hazira Port Limited	100.000
WR	Gujarat	Ambuja Cements Limited	100.000
WR	Gujarat	Linde India Ltd	0.000
WR		Reliance Industries Ltd (Bulk Consumer_ISTS)	0.000
WR	Madhya Pradesh	MPPMCL	12.559
WR	Madhya Pradesh	WCR	5.100
WR	Madhya Pradesh	Hindustan Zinc Limited	0.000
WR	Maharashtra	MSEDCL	8.685
WR	Maharashtra	Adani Electricity Mumbai Limited	55.506
WR	Maharashtra	Tata Power Company Ltd, Maharashtra	35.126
WR	Maharashtra	Central Railways	4.798
WR		PG-HVDC_WR	0.000
WR		Arcelormittal Nippon Steel India Ltd. (Essar Steel)	49.309
WR		BARC	0.000

**Transmission Charges for Temporary General Network Access**  
**(T-GNA) for billing month May,2025**

S.No.	State	Region	T-GNA rate (Rs./MW/block)
1	Delhi	NR	108.23
2	UP	NR	119.86
3	Punjab	NR	132.27
4	Haryana	NR	131.31
5	Chandigarh	NR	134.91
6	Rajasthan	NR	116.78
7	HP	NR	135.37
8	J&K	NR	139.23
9	Uttarakhand	NR	128.90
10	Gujarat	WR	99.10
11	Madhya Pradesh	WR	105.97
12	Maharashtra	WR	133.55
13	Chhattisgarh	WR	93.67
14	Goa	WR	121.67
15	Daman and Diu and Dadra and Nagar Haveli	WR	133.01
16	Andhra Pradesh	SR	125.74
17	Telangana	SR	120.33
18	Tamil Nadu	SR	126.64
19	Kerala	SR	143.28
20	Karnataka	SR	141.53
21	Pondicherry	SR	110.16
22	West Bengal	ER	107.81
23	Odisha	ER	123.94
24	Bihar	ER	107.93
25	Jharkhand	ER	107.62
26	Sikkim	ER	118.05
27	DVC	ER	102.69
28	Bangladesh	ER	91.73
29	Arunachal Pradesh	NER	130.56
30	Assam	NER	106.20
31	Manipur	NER	122.29
32	Meghalaya	NER	137.57
33	Mizoram	NER	103.43
34	Nagaland	NER	170.05
35	Tripura	NER	118.00

**Details of GNA and GNA-RE for Billing month of May,2025**

<b>S.No.</b>	<b>Drawee DIC</b>	<b>Region</b>	<b>GNA+GNA-RE (in MW)</b>
1	Delhi	NR	4810.0
2	UP	NR	10057.5
3	Punjab	NR	5529.0
4	Haryana	NR	5143.0
5	Chandigarh	NR	342.0
6	Rajasthan	NR	5746.0
7	HP	NR	1180.5
8	J&K	NR	1977.0
9	Uttarakhand	NR	1415.9
10	Railways-NR-ISTS-UP	NR	130.0
11	PG-HVDC-NR	NR	8.0
12	Gujarat	WR	12623.2
13	Madhya Pradesh	WR	10587.2
14	Maharashtra	WR	9409.8
15	Chhattisgarh	WR	3276.0
16	Goa	WR	673.0
17	DNHDDPDCL	WR	1206.0
18	ArcelorMittal Nippon Steel India Ltd (formerly Essar Steel)	WR	563.0
19	PG-HVDC-WR	WR	5.0
20	BARC	WR	5.0
21	Reliance Industries Ltd.	WR	500.0
22	Hindustan Zinc Limited	WR	8.1
23	Andhra Pradesh	SR	4207.0
24	Telangana	SR	5801.0
25	Tamil Nadu	SR	8765.0
26	Kerala	SR	2679.0
27	Karnataka	SR	5475.0
28	Pondicherry	SR	540.0
29	PG-HVDC-SR	SR	6.2
30	West Bengal	ER	3540.0
31	Odisha	ER	2166.0
32	Bihar	ER	4847.0
33	Jharkhand	ER	1590.0
34	Sikkim	ER	111.0
35	DVC	ER	956.0



S.No.	Drawee DIC	Region	GNA+GNA-RE (in MW)
36	Bangladesh	ER	982.0
37	Railways-ER-ISTS-Bihar	ER	20.0
38	PG-HVDC-ER	ER	2.0
39	India Power Corporation Limited (IPCL)	ER	100.0
40	Arunachal Pradesh	NER	208.0
41	Assam	NER	1767.0
42	Manipur	NER	177.0
43	Meghalaya	NER	238.0
44	Mizoram	NER	150.0
45	Nagaland	NER	139.0
46	Tripura	NER	311.0
47	PG-HVDC-NER	NER	1.2

**Total**

**119973.32**

**Transmission Charges claimed by ISTS licensees for the billing month May,2025**

S.No.	Name of the Transmission Licensee	Total YTC claimed by Licensees (₹ Cr)	Total YTC allowed for March'25 (₹ Cr)	Equivalent MTC to be considered for March'25 (₹ Cr)	Remarks
1	Powergrid Corporation Of India Ltd	34198.27	34198.27	2904.51	As per data furnished by ISTS Licensee for March'25. MTC of the assets listed under Regulation 13(3) shall be partly settled through the bilateral payments from respective entities as detailed in the transmission charges bill. PowerGrid assets for bilateral payments as mentioned in format I-C are also included in this total YTC claimed.
2	Adani Transmission (India) Limited	603.73	603.73	51.28	As per data furnished by ISTS Licensee for March'25
3	Chhattisgarh-WR Transmission Limited.	168.20	168.20	14.29	As per data furnished by ISTS Licensee for March'25
4	Raipur Rajnandgaon-WR Transmission Limited.	182.37	182.37	15.49	As per data furnished by ISTS Licensee for March'25
5	Sipat Transmission Limited.	84.89	84.89	7.21	As per data furnished by ISTS Licensee for March'25
6	Western Transmission Gujarat Limited	48.57	48.57	4.13	As per data furnished by ISTS Licensee for March'25
7	Western Transco Power Limited	89.04	89.04	7.56	As per data furnished by ISTS Licensee for March'25

S.No.	Name of the Transmission Licensee	Total YTC claimed by Licensees (₹ Cr)	Total YTC allowed for March'25 (₹ Cr)	Equivalent MTC to be considered for March'25 (₹ Cr)	Remarks
8	Alipurduar Transmission Limited	149.84	149.84	12.73	As per data furnished by ISTS Licensee for March'25
9	Fatehgarh-Bhadla Transmission Ltd.	65.04	65.04	5.52	As per data furnished by ISTS Licensee for March'25
10	North Karanpura Transco Limited	39.01	39.01	3.31	As per data furnished by ISTS Licensee for March'25
11	Bikaner-Khetri Transmission Limited	128.95	128.95	10.95	As per data furnished by ISTS Licensee for March'25
12	Jam Khambaliya Transco Limited	44.08	44.08	3.74	As per data furnished by ISTS Licensee for March'25
13	Lakadia-Banaskantha Transmission Limited	100.28	100.28	8.52	As per data furnished by ISTS Licensee for March'25
14	WRSS XXI (A) Transco Limited	122.16	122.16	10.38	As per data furnished by ISTS Licensee for March'25
15	Karur Transmission Limited	22.37	22.37	1.90	As per data furnished by ISTS Licensee for March'25.
16	Khavda-Bhuj Transmission Limited	127.19	127.19	10.80	As per data furnished by ISTS Licensee for March'25.

S.No.	Name of the Transmission Licensee	Total YTC claimed by Licensees (₹ Cr)	Total YTC allowed for March'25 (₹ Cr)	Equivalent MTC to be considered for March'25 (₹ Cr)	Remarks
17	Aravali Power Company Private Limited	6.76	6.76	0.57	Data not furnished for March'25. Considered the same as in the earlier billing period.
18	Essar Power Transmission Company Limited	69.07	69.07	5.87	As per data furnished by ISTS Licensee for March'25.
19	Essar Transco Limited	269.64	269.64	22.90	As per data furnished by ISTS Licensee for March'25.
20	Jindal Power Limited	31.06	31.06	2.64	As per data furnished by ISTS Licensee for March'25.
21	Kudgi Transmission Limited	196.29	196.29	16.67	As per data furnished by ISTS Licensee for March'25.
22	Parbati Koldam Transmission Company Limited	171.37	171.37	14.55	As per data furnished by ISTS Licensee for March'25.
23	Bhopal Dhule Transmission Company Ltd.	185.14	185.14	15.72	As per data furnished by ISTS Licensee for March'25.
24	East North Interconnection Company Limited	146.20	146.20	12.42	As per data furnished by ISTS Licensee for March'25.
25	Gurgaon Palwal Transmission Limited	134.72	134.72	11.44	As per data furnished by ISTS Licensee for March'25.

S.No.	Name of the Transmission Licensee	Total YTC claimed by Licensees (₹ Cr)	Total YTC allowed for March'25 (₹ Cr)	Equivalent MTC to be considered for March'25 (₹ Cr)	Remarks
26	Jabalpur Transmission Company Limited	147.02	147.02	12.49	As per data furnished by ISTS Licensee for March'25.
27	Maheshwaram Transmission Limited	56.11	56.11	4.77	As per data furnished by ISTS Licensee for March'25.
28	Khargone Transmission Company Ltd.	178.45	178.45	15.16	As per data furnished by ISTS Licensee for March'25.
29	Goa Tamnar Transmission Projects Limited	91.84	91.84	5.71	As per revised data furnished by ISTS Licensee as per Petition no. 131/MP/2024 for March'25. Some of the elements of the said licensee were deemed commissioned on 19.11.2024. So, as per Regulation 13(12)(a) for deemed COD, 50% of equivalent MTC is considered for deemed commissioned elements.
30	Mumbai Urja Marg Limited	339.84	339.84	28.86	As per revised data furnished by ISTS Licensee as per Petition no. 131/MP/2024 for March'25.
31	Lakadia Vadodara Transmission Company Limited	211.77	211.77	17.99	As per revised data furnished by ISTS Licensee as per Petition no. 131/MP/2024 for March'25.
32	Nangalbibra Bongaigaon Transmission Limited	68.29	68.29	3.15	As per data furnished by ISTS Licensee for March'25. Some of the elements of the said licensee were deemed commissioned on 26.11.2024. So, as per Regulation 13(12)(a) for deemed COD, 50% of equivalent MTC is considered for deemed commissioned elements.

S.No.	Name of the Transmission Licensee	Total YTC claimed by Licensees (₹ Cr)	Total YTC allowed for March'25 (₹ Cr)	Equivalent MTC to be considered for March'25 (₹ Cr)	Remarks
33	NRSS-XXIX Transmission Limited	502.85	502.85	42.71	As per data furnished by ISTS Licensee for March'25.
34	Odisha Generation Phase-II Transmission Limited	148.52	148.52	12.61	As per data furnished by ISTS Licensee for March'25.
35	Patran Transmission Company Limited	30.82	30.82	2.62	As per data furnished by ISTS Licensee for March'25.
36	Purulia & Kharagpur Transmission Company Limited	72.44	72.44	6.15	As per data furnished by ISTS Licensee for March'25.
37	Rapp Transmission Company Limited	44.03	44.03	3.74	As per data furnished by ISTS Licensee for March'25.
38	NER-II Transmission Limited	481.87	481.87	40.93	As per data furnished by ISTS Licensee for March'25
39	Kallam Transmission Limited	17.00	17.00	1.44	As per data furnished by ISTS Licensee for March'25

S.No.	Name of the Transmission Licensee	Total YTC claimed by Licensees (₹ Cr)	Total YTC allowed for March'25 (₹ Cr)	Equivalent MTC to be considered for March'25 (₹ Cr)	Remarks
40	Teestavalley Power Transmission Limited	248.37	248.37	21.09	Data not furnished for March'25. Considered the same as in the earlier billing period.
41	Torrent Power Grid Limited	26.03	26.03	2.21	As per data furnished by ISTS Licensee for March'25.
42	Darbhanga-Motihari Transmission Company Limited	134.73	134.73	11.44	As per data furnished by ISTS Licensee for March'25.
43	NRSS XXXI (B) Transmission Limited	98.09	98.09	8.33	As per data furnished by ISTS Licensee for March'25.
44	A D Hydro Power Limited	43.19	43.19	3.67	Data not furnished for March'25. Considered the same as in the earlier billing period.
45	Powergrid Himachal Transmission Ltd (Jaypee Powergrid Limited)	82.73	82.73	7.03	As per data furnished by ISTS Licensee for March'25.
46	Kohima Mariani Transmission Limited	277.20	277.20	23.54	As per data furnished by ISTS Licensee for March'25.

S.No.	Name of the Transmission Licensee	Total YTC claimed by Licensees (₹ Cr)	Total YTC allowed for March'25 (₹ Cr)	Equivalent MTC to be considered for March'25 (₹ Cr)	Remarks
47	Raichur Sholapur Transmission Company Private Limited	25.70	25.70	2.18	As per data furnished by ISTS Licensee for March'25.
48	Koppal-Narendra Transmission Limited	77.19	77.19	6.56	As per data furnished by ISTS Licensee for March'25
49	Damodar Valley Corporation	104.12	104.12	8.84	Data not furnished for March'25. Considered the same as in the earlier billing period.
50	Powerlinks Transmission Limited	135.93	135.93	11.55	As per data furnished by ISTS Licensee for March'25.
51	NRSS XXXVI Transmission Limited	22.10	22.10	1.88	As per data furnished by ISTS Licensee for March'25.
52	Warora-Kurnool Transmission Limited	409.60	409.60	34.79	As per data furnished by ISTS Licensee for March'25.
53	Rajgarh Transmission Limited	50.51	50.51	4.29	As per data furnished by ISTS Licensee for March'25.



S.No.	Name of the Transmission Licensee	Total YTC claimed by Licensees (₹ Cr)	Total YTC allowed for March'25 (₹ Cr)	Equivalent MTC to be considered for March'25 (₹ Cr)	Remarks
54	Gadag Transmission Limited	36.44	36.44	3.09	As per data furnished by ISTS Licensee for March'25.
55	Powergrid Vizag Transmission Limited	212.90	212.90	18.08	As per data furnished by ISTS Licensee for March'25
56	Powergrid NM Transmission Limited	160.15	160.15	13.60	As per data furnished by ISTS Licensee for March'25
57	Powergrid Unchahar Transmission Limited	18.76	18.76	1.59	As per data furnished by ISTS Licensee for March'25
58	Powergrid Parli Transmission Limited	326.22	326.22	27.71	As per data furnished by ISTS Licensee for March'25
59	Powergrid Kala Amb Transmission Limited	64.86	64.86	5.51	As per data furnished by ISTS Licensee for March'25.
60	Powergrid Southern Interconnector Transmission System Limited	476.24	476.24	40.45	As per data furnished by ISTS Licensee for March'25

S.No.	Name of the Transmission Licensee	Total YTC claimed by Licensees (₹ Cr)	Total YTC allowed for March'25 (₹ Cr)	Equivalent MTC to be considered for March'25 (₹ Cr)	Remarks
61	Powergrid Jabalpur Transmission Limited	256.43	256.43	21.78	As per data furnished by ISTS Licensee for March'25
62	Powergrid Warora Transmission Limited	364.20	364.20	30.93	As per data furnished by ISTS Licensee for March'25
63	Powergrid Medinipur Jeerat Transmission Limited	579.70	579.70	49.23	As per data furnished by ISTS Licensee for March'25
64	Powergrid Mithilanchal Transmission Limited	170.00	170.00	14.44	As per data furnished by ISTS Licensee for March'25
65	Powergrid Ajmer Phagi Transmission Limited	74.79	74.79	6.35	As per data furnished by ISTS Licensee for March'25
66	Powergrid Varanasi Transmissoin System Limited	116.97	116.97	9.93	As per data furnished by ISTS Licensee for March'25
67	Powergrid Fatehgarh Transmission Limited	87.69	87.69	7.45	As per data furnished by ISTS Licensee for March'25

S.No.	Name of the Transmission Licensee	Total YTC claimed by Licensees (₹ Cr)	Total YTC allowed for March'25 (₹ Cr)	Equivalent MTC to be considered for March'25 (₹ Cr)	Remarks
68	Powergrid Khetri Transmission System Ltd.	149.07	149.07	12.66	As per data furnished by ISTS Licensee for March'25
69	Powergrid Bhuj Transmission Limited	151.70	151.70	12.88	As per data furnished by ISTS Licensee for March'25
70	Powergrid Bikaner Transmission System Limited	167.88	167.88	14.26	As per data furnished by ISTS Licensee for March'25
71	Powergrid Ramgarh Transmission Limited	46.41	46.41	3.94	As per data furnished by ISTS Licensee for March'25
72	Powergrid Neemuch Transmission System Limited	78.38	78.38	6.66	As per data furnished by ISTS Licensee for March'25
73	Powergrid Bhadla Transmission Limited	86.63	86.63	7.36	As per data furnished by ISTS Licensee for March'25
74	Powergrid Aligarh Sikar Transmission Limited	118.70	118.70	10.08	As per data furnished by ISTS Licensee for March'25

S.No.	Name of the Transmission Licensee	Total YTC claimed by Licensees (₹ Cr)	Total YTC allowed for March'25 (₹ Cr)	Equivalent MTC to be considered for March'25 (₹ Cr)	Remarks
75	Powergrid Sikar Transmission Limited	194.55	194.55	16.52	As per data furnished by ISTS Licensee for March'25
76	Powergrid ER NER Transmission Limited	12.91	12.91	1.10	As per data furnished by ISTS Licensee for March'25
77	Powergrid Raipur Pool Dhamtari Transmission Limited	29.72	29.72	0.49	As per data furnished by ISTS Licensee for March'25. All the elements of the said licensee were commissioned on 26.03.2025. So, equivalent MTC is considered for 06 days.
78	North East Transmission Company Limited	252.89	252.89	21.48	As per data furnished by ISTS Licensee for March'25
79	Transmission Corporation Of Andhra Pradesh (APTRANSCO)	139.14	139.14	11.82	As per data furnished by ISTS Licensee for March'25
80	Madhya Pradesh Power Transmission Co. Ltd.	12.54	12.54	1.06	Data not furnished for March'25. Considered the same as in the earlier billing period.
81	Karnataka Power Transmission Corporation Limited	1.42	1.42	0.12	Data not furnished by ISTS Licensee for March'25. CERC Tariff Order dated 12.06.2019 has been considered

S.No.	Name of the Transmission Licensee	Total YTC claimed by Licensees (₹ Cr)	Total YTC allowed for March'25 (₹ Cr)	Equivalent MTC to be considered for March'25 (₹ Cr)	Remarks
82	Delhi Transco Limited	3.12	3.12	0.26	Data not furnished by ISTS Licensee for March'25. Data as furnished by ISTS Licensee for Dec'20 has been considered.
83	Power Transmission Corporation Of Uttarakhand Ltd.	71.66	71.66	6.09	As per data furnished by ISTS Licensee for March'25. CERC Tariff Order dated 09.11.2021, 25.11.2021, 13.06.2021 and 20.01.2024 have been considered.
84	Rajasthan Rajya Vidhyut Prasaran Nigam Ltd.	6.26	6.26	0.53	Data not furnished for March'25. Considered the same as in the earlier billing period.
85	Tamilnadu Transmission Corporation Limited	0.59	0.59	0.05	Data not furnished by ISTS Licensee for March'25. CERC Tariff 148/TT/2018 Order dated 16.11.2018 has been considered
86	Chhattisgarh State Power Transmission Company Ltd	0.75	0.75	0.06	Data not furnished for March'25. Considered the same as in the earlier billing period.
87	Himachal Pradesh Power Transmission Corporation Ltd	2.61	2.61	0.22	Data not furnished for March'25. Considered the same as in the earlier billing period.

S.No.	Name of the Transmission Licensee	Total YTC claimed by Licensees (₹ Cr)	Total YTC allowed for March'25 (₹ Cr)	Equivalent MTC to be considered for March'25 (₹ Cr)	Remarks
88	Odisha Power Transmission Corporation Limited	9.80	9.67	0.82	Data not furnished by ISTS Licensee for March'25. Data as furnished by ISTS Licensee for Jan'21 has been considered. Filing and Publication fee of ₹ 13.67 Lacs as claimed by the licensee is not considered. The same may be claimed in Bill-2 or Bill-3 as applicable.
89	Uttarpradesh Power Transmission Corporation Limited	27.23	0.00	0.00	Data not furnished by ISTS Licensee for March'25. YTC has been considered as zero in line with CERC terms & conditions for Tariff Regulations 2019 as tariff as on 31.03.2019 is not available
90	Power Development Department, Jammu & Kashmir	10.11	0.00	0.00	Data not furnished by ISTS Licensee for March'25. YTC has been considered as zero in line with CERC terms & conditions for Tariff Regulations 2019 as tariff as on 31.03.2019 is not available
91	Gujarat Energy Transmission Corporation Limited	5.71	0.00	0.00	Data not furnished by ISTS Licensee for March'25. YTC has been considered as zero in line with CERC terms & conditions for Tariff Regulations 2019 as tariff as on 31.03.2019 is not available
92	Maharashtra State Electricity Transmission Company Ltd	97.68	0.00	0.00	Data not furnished by ISTS Licensee for March'25. YTC has been considered as zero in line with CERC terms & conditions for Tariff Regulations 2019 as tariff as on 31.03.2019 is not available

S.No.	Name of the Transmission Licensee	Total YTC claimed by Licensees (₹ Cr)	Total YTC allowed for March'25 (₹ Cr)	Equivalent MTC to be considered for March'25 (₹ Cr)	Remarks
93	West Bengal State Electricity Transmission Company Ltd	32.05	0.00	0.00	Data not furnished by ISTS Licensee for March'25. YTC has been considered as zero in line with CERC terms & conditions for Tariff Regulations 2019 as tariff as on 31.03.2019 is not available
94	Haryana Vidyut Prasaran Nigam Limited	0.35	0.35	0.03	As per data furnished by ISTS Licensee for March'25.
95	Assam Electricity Grid Corporation Limited	10.78	0.00	0.00	Data not furnished by ISTS Licensee for March'25. YTC has been considered as zero in line with CERC terms & conditions for Tariff Regulations 2019 as tariff as on 31.03.2019 is not available
96	Meghalaya Power Transmission Corporation Limited	3.61	0.00	0.00	Data not furnished by ISTS Licensee for March'25. YTC has been considered as zero in line with CERC terms & conditions for Tariff Regulations 2019 as tariff as on 31.03.2019 is not available
97	Kerala State Electricity Board	10.06	0.00	0.00	Data not furnished by ISTS Licensee for March'25. YTC has been considered as zero in line with CERC terms & conditions for Tariff Regulations 2019 as tariff as on 31.03.2019 is not available

TOTAL MTC considered for the billing period March'25 from  
the claimed assets of ISTS licensees (₹ Crores)

**3899.47**

**Entity-wise details of Bilateral billing for May,2025 billing month**

Sl.No.	Name of the Asset	Transmission Licensee	Name of the beneficiary	Region	MTC in ₹	State Control Area in which the Bilateral charges are included	Remarks
1	400KV D/C Kota - Jaipur (South) line along with associated bays at Kota and Jaipur(South) (part of RAPPJaipur (S) 400KV D/C line with one ckt LILO at Kota)	Powergrid	RAPP 7&8, NPCIL	NR	32,598,581		As per Regulation 13(3) of Sharing Regulations 2020
2	2X500MVA 400/230kV transformers along with associated bays and equipment at new 400/230kV (GIS) Tirunelveli Pooling Sub-station	Powergrid	Betam	SR	169,917		As per Regulation 13(3) of Sharing Regulations 2020
3	Asset 1. Kalpakkam PFBR-Sirucheri 230 kV D/C Line, Asset 2. Kalpakkam PFBR - Arani 230 KV D/C Line, Asset 3. 230 kV D/C Kalpakkam PFBR-Kanchipuram transmission line and 2 numbers of 230 kV Bays at Kanchipuram Sub-station of TNEB	Powergrid	Bharatiya Nabhikiya Vidyut Nigam Limited (BHAVINI)	SR	15,737,723		As per Regulation 13(3) of Sharing Regulations 2020
4	HVDC Mundra-Mahendergarh	Powergrid	Adani Power Limited	WR	261,939,401		--



Sl.No.	Name of the Asset	Transmission Licensee	Name of the beneficiary	Region	MTC in ₹	State Control Area in which the Bilateral charges are included	Remarks
5	Mahan Bilaspur Line	Essar Transco Limited	Mahan Energen Limited (formerly Essar Power M.P. Ltd)	WR	50,578,071		CERC order dated 22.11.2023 in Petition No. 24/TT/2023
6	2 numbers 400 kV line bays at Bhadla (POWERGRID) Sub-station	Powergrid	Adani Renewable Energy Park Rajasthan Limited	NR	8,284		As per Regulation 13(3) of Sharing Regulations 2020
7	Establishment of 400 kV Pooling Station at Fatehgarh		Adani Renewable Energy Park Rajasthan Limited	NR	8,812		As per Regulation 13(3) of Sharing Regulations 2020
8	Fatehgarh Pooling Station – Bhadla (PG) 765 kV D/C line (To be operated at 400 kV)						

Sl.No.	Name of the Asset	Transmission Licensee	Name of the beneficiary	Region	MTC in ₹	State Control Area in which the Bilateral charges are included	Remarks
9	2 Nos. 400 kV line bays at Fatehgarh Pooling Station	Fatehgarh Badhla Transmission Limited					
10	1x25 MVAR Bus Reactor at 400 kV Fatehgarh Pooling Station along with associated bay						
11	Space for future 220kV (12 Nos) Line Bays						
12	Space for future 400kV (8 Nos) Line Bays alongwith line reactors at at Fatehgarh Pooling Station						
13	Space for future 220/400kV transformers (5 Nos) alongwith associated transformer bays at each level.						
14	Space for future 400kV bus reactors (2 Nos) alongwith associated bays.						

Sl.No.	Name of the Asset	Transmission Licensee	Name of the beneficiary	Region	MTC in ₹	State Control Area in which the Bilateral charges are included	Remarks
15	765/400 kV 1500 MVA ICT along with associated bays at Meerut Sub-station under Transmission System associated with Tehri Pump Storage Plant (PSP)	Powergrid	THDC India Ltd.	NR	43,172,638		As per Regulation 13(3) of Sharing Regulations 2020
16	765/400 kV 800 MVA ICTI along with associated bays at Koteshwar (Tehri Pooling Station) under Transmission System associated with Tehri Pump Storage Plant (PSP)			NR			As per Regulation 13(3) of Sharing Regulations 2020
17	400 kV S/C Tehri (Generation)-Tehri (Koteshwar) (Quad) line along with associated bays at both ends under Transmission system associated with Tehri Pump Storage Plant (PSP)			NR			As per Regulation 13(3) of Sharing Regulations 2020
18	400 kV D/C North Karanpura-Chandwa (Jharkhand) Pooling Station line with quad moose conductor	North karanpura Transco Ltd.	NTPC, North Karanpura STPP, Jharkhand	ER	4,351,348		As per Regulation 13(3) of Sharing Regulations 2020

Sl.No.	Name of the Asset	Transmission Licensee	Name of the beneficiary	Region	MTC in ₹	State Control Area in which the Bilateral charges are included	Remarks
19	Establishment of 2x500 MVA, 400/230 kV Karur Pooling Station (at a location in between Karur Wind zone and Tiruppur wind zone)	Karur Transmission Limited	JSW Renew Energy Ltd.	SR	6,801,706		As per Regulation 13(3) of Sharing Regulations 2020
20	LILO of both circuits of Pugalur – Pugalur (HVDC) 400 kV D/C line (with Quad Moose ACSR Conductor) at Karur PS						
21	2x125 MVA, 400 kV Bus reactors at Karur PS						
22	400 KV D/C Quad Moose Koppal PS – Narendra (New) Transmission Line		ReNew Solar Power Pvt Ltd.		568,121		
23	400/220 kV Koppal Pooling Station  <b>400kV</b> •ICT: 3x500MVA, 400/220kV •ICT bay: 3 nos. •Line bay: 2 nos. •Bus Reactor bay: 2 nos.						

Sl.No.	Name of the Asset	Transmission Licensee	Name of the beneficiary	Region	MTC in ₹	State Control Area in which the Bilateral charges are included	Remarks
	<b>220kV</b> •ICT bay: 3 nos •Line bay: 5 nos. •Bus coupler bay: 1 no. •Transfer Bus coupler bay: 1 no.	Koppal-Narendra Transmission Limited		SR			As per Regulation 13(3) of Sharing Regulations 2020
24	2x125 MVar, 420 kV bus reactor at Koppal Pooling station						
25	- 400 kV GIS Line bay at Narendra (New): 2 nos. - 400 kV GIS Bay for future 765/400kV Transformer: 2 nos. - 400 kV Auxiliary GIS bay module for switching of future 765/400 kV Transformer: 1 no.						

Sl.No.	Name of the Asset	Transmission Licensee	Name of the beneficiary	Region	MTC in ₹	State Control Area in which the Bilateral charges are included	Remarks
26	Establishment of 400/220kV, 4x500MVA Ramgarh-II PS (Fatehgarh-III PS) with 420kV (2x125MVAR) Bus Reactor  400kV: 500MVA ICT - 4 ICT bays - 4 Line bays - 4 125MVAR Bus Reactor - 2 Reactor Bays - 2	Powergrid Ramgarh Transmission Ltd.	Adani Renewable Energy Holding Seventeen Pvt. Ltd.	NR	12,009,553		As per Regulation 13(3) of Sharing Regulations 2020
27	Ramgarh-II PS(Fatehgarh-III) - Fatehgarh-II PS 400kV D/c line (Twin HTLS)						
28	2 nos. of 400kV line bays at Fatehgarh-II PS for Ramgarh-II PS - Fatehgarh-II PS 400kV D/c line						
29	Ramgarh-II PS - Jaisalmer-II (RVPN) 400kV D/c line (Twin HTLS)						

Sl.No.	Name of the Asset	Transmission Licensee	Name of the beneficiary	Region	MTC in ₹	State Control Area in which the Bilateral charges are included	Remarks
30	2 nos. of 400kV line bays at Jaisalmer-II (RVPN) for Ramgarh-II PS - Jaisalmer-II (RVPN) 400kV D/c line						
31	1 No. 220 kV GIS Line Bay at Bhuj Sub-station associated with Part-B: Extension works at Bhuj Pooling Station for interconnection of RE projects	Powergrid	Netra Wind Private Limited	WR	80,246		As per Regulation 13(3) of Sharing Regulations 2020
32	Gadag PS - Narendra (New) PS 400 kV (high capacity equivalent to quad moose) D/c line (Twin HTLS Line)	Gadag Transmission Limited	Renew Solar Power Pvt. Ltd.	SR	12,705,160		As per Regulation 13(3) of Sharing Regulations 2020
33	400/220 kV, 2x500 MVA Gadag Pooling Station with 400 kV (1X125 MVAR) bus reactor  - 400/220 kV, 500 MVA ICT – 2 nos. - 400 kV ICT bays – 2 nos. - 220 kV ICT bays – 2 nos. - 400 kV line bays – 2 nos. - 220 kV line bays – 4 nos. - 125 MVAR, 420 kV reactor – 1 no. - 420 kV reactor bay – 1 no. - 220 kV bus coupler (BC) bay -1 no. - 220 kV transfer bus coupler (TBC) bay- 1 no.						

Sl.No.	Name of the Asset	Transmission Licensee	Name of the beneficiary	Region	MTC in ₹	State Control Area in which the Bilateral charges are included	Remarks
34	400 kV GIS line bays at Narendra (new) for Gadag PS-Narendra (New) PS 400 kV D/c Line  400 kV GIS line bays – 2 nos.						

**TOTAL**

**440,729,561**



**Commercial data containing Monthly Transmission Charges of Inter-State/Intra-State Network elements as per Regulation 13(12) for the billing month of May,2025**

**1. Monthly Transmission Charges to be disbursed to inter-State transmission licensee as per Regulation 13(12)(a) & 13(12)(b):**

Sl. No.	Name of Inter-State Transmission Licensee	Voltage Level	Name of Inter-State Network element	Type of Network element	MTC (Rs.)	COD	Details of the CERC Order
1	Kallam Transmission Limited	400kV	LILO of both circuits of Parli (PG) - Pune (GIS) 400kV D/C Line at Kallam PS	Line	14441753	Deemed COD on 14.02.2024	CERC order dated 01.06.2022 in Petition No. 31/AT/2022
		400kV	1x125MVAR bus reactor at Kallam PS 400 kV Reactor bay -1	Bus Reactor			
		400kV	Provision of new 50MVAR switchable line reactor with 400 ohms NGR at Kallam PS end of Kallam-Pune (GIS) 400kV D/c line. 2x50 MVAR, 400 kV Reactor bay - 2	Line Reactor			
		400/220kV	Establishment of 2X500 MVA, 400/220kV substation near Kallam PS				
		400kV	Xeldem-Mapusa 400kV D/c (Quad) line	Line			

Sl. No.	Name of Inter-State Transmission Licensee	Voltage Level	Name of Inter-State Network element	Type of Network element	MTC (Rs.)	COD	Details of the CERC Order
2	Goa Tamnar Transmission Projects Limited	400/220kV	<p>Establishment of 2x500MVA, 400/220kV substation at Xeldem</p> <p>400kV</p> <ul style="list-style-type: none"> <li>• ICTs: 2x500MVA, 400/220kV</li> <li>• ICT bays: 2 nos.</li> <li>• Line bays: 4 nos. (2 nos. for Xeldem-Mapusa 400kV D/c (Quad) line &amp; 2 nos. for LILO of one ckt. of Narendra (New) 400kV D/c quad line at Xeldem)</li> <li>• Bus Reactor : 1x125MVAR</li> <li>• Bus Reactor Bay: 1 no</li> <li>•Space for 2x500MVA, 400/220kV ICTs (Future)</li> <li>•Space for ICT bays (future) : 2 nos.</li> <li>•Space for Line bays along with line reactors (future): 4 nos.</li> <li>• 1x63MVAR switchable line reactor along with 500 ohms NGR and its auxiliaries (for Narendra (existing) -Xeldem 400kV line formed after LILO of one ckt. of Narendra (existing) -Narendra (New) 400kV D/c quad line at Xeldem)</li> <li>• 1x80MVAR switchable line reactor along with 500 ohms NGR and its auxiliaries (for Narendra (New) -Xeldem 400kV (quad) line formed after LILO of one ckt. of Narendra (existing) -Narendra (New) 400kV D/c quad line at Xeldem)</li> </ul> <p>220kV</p> <ul style="list-style-type: none"> <li>•Inter-connection with Xeldem (existing) substation through 220kV D/c line with HTLS conductor (ampacity equivalent to twin moose conductor)</li> <li>•ICT bays: 2 nos.</li> <li>•Line bays: 6 nos. (2 Nos. for New Xeldem (400 kV)-Xeldem (GED) 220kV D/c line, 2 nos. for New Xeldem (400 kV)-Verna (GED) 220kV D/c line and 2 nos. for LILO of 2nd circuit of Ambewadi-Ponda 220Kv D/c line at New Xeldem (400 kV)</li> <li>•Space for ICT bays (future) : 2nos.</li> <li>•Space for Line bays (future) : 6 nos.</li> </ul>	Substation	13369477	Deemed COD on 19.11.2024	CERC order dated 13.07.2018 in Petition No. 97/AT/2018

Sl. No.	Name of Inter-State Transmission Licensee	Voltage Level	Name of Inter-State Network element	Type of Network element	MTC (Rs.)	COD	Details of the CERC Order
3	Nangalbibra Bongaigaon Transmission Limited	220/132kV	<p>Establishment of new 220/132kV, 2x160MVA substation at Nangalbibra</p> <p>i. 220/132kV, 160 MVA ICT - 2 No.</p> <p>ii. 220kV ICT bays - 2 No.</p> <p>iii. 132kV ICT bays - 2 No.</p> <p>iv. 220kV Line bays: 2 No. [for termination of Bongaigaon (POWERGRID) - Nangalbibra 400kV D/c line (initially operated at 220kV) -under this scheme]</p> <p>v. 132 kV Line bays: 2 No. [for termination of Nangalbibra -existing Nangalbibra (MePTCL) 132kV D/c (Single Moose) line of MePTCL]</p> <p>vi. Bus reactor 245kV, 31.5MVAR - 2 No.</p> <p>vii. 220kV Bus reactor bays - 2 No.</p> <p>Additional space for future expansion:</p> <ul style="list-style-type: none"> <li>•220/132kV, 200MVA ICT – 1 No. (along with associated bays at both levels)</li> <li>•400/220kV, 500MVA ICT -3 No. (along with associated bays at both levels)</li> </ul> <p>Space for 400kV upgradation:</p> <p>-Line bays along with space for switchable line reactor : 8 No. [2 No. for 400kV operation of Bongaigaon (Powergrid)-Nangalbibra 400kV D/c line (initially operated at 220kV) and 6 No. for other lines]</p> <p>-Bus reactor 420kV, 125MVAR- 3 No.</p> <p>-400kV Bus reactor bays- 3 No.</p> <p>Space for future 220kV line bays: 6 No. [2 no. for termination of Mawngap (Meghalaya)-Nangalbibra 220kV D/c line of MePTCL and 4 No. for future lines]</p> <p>Space for future 132kV line bays: 6 No. (for future lines)</p>	Substation	23458012	Deemed COD on 26.11.2024	CERC order dated 27.05.2022 in Petition No. 24/AT/2022

Sl. No.	Name of Inter-State Transmission Licensee	Voltage Level	Name of Inter-State Network element	Type of Network element	MTC (Rs.)	COD	Details of the CERC Order
		400kV	Extension at Boingaigaon (Powergrid) S/s: 2 No. of line bays for termination of Bongaigaon (Powergrid)-Nangalbibra 400kV D/c line (initiated operated at 220kV)	Line bays			
		400kV	Boingaigaon (Powergrid)-Nangalbibra 400kV D/c line (initially operated at 220kV)	Line			

**Total**

**51269242**

Date of publication: 25.11.2023

Revised GNash and GNAd as per CERC(Connectivity and General Network Access to the inter-State Transmission System)(First Amendment) Regulations,2023												
State	Yearly Average of Daily Max ISTS drawal (X <sub>1</sub> )(MW)	Yearly Max ISTS drawal(Y <sub>1</sub> )(MW)	Z <sub>1</sub> = 0.5*x+0.5*y (MW)	Yearly Average of Daily Max ISTS drawal (X <sub>2</sub> )(MW)	Yearly Max ISTS drawal(Y <sub>2</sub> )(MW)	Z <sub>2</sub> = 0.5*x+0.5*y (MW)	Yearly Average of Daily Max ISTS drawal (X <sub>3</sub> )(MW)	Yearly Max ISTS drawal(Y <sub>3</sub> )(MW)	Z <sub>3</sub> = 0.5*x+0.5*y (MW)	GNash* (MW)=Avg of Z1 Z2 & Z3	GNA (MW) As per Annexure-I of GNA Regulations ,2022	GNAd (MW) (=GNA-GNash)
	2018-19			2019-20			2020-21					
Northern Region												
Haryana	4660	7321	5991	5433	7778	6606	5499	9132	7316	5143	5418	275
Rajasthan	3874	5596	4735	4359	7759	6059	5080	7466	6273	5689	5755	66
Uttar Pradesh	7068	10304	8686	8136	12090	10113	8492	12582	10537	9779	10165	386
Southern Region												
Tamil Nadu	6707	9560	8134	7361	9984	8673	7501	11475	9488	8765	9177	412
Telangana	4160	6115	5137	4104	7854	5979	4380	8193	6286	5801	6140	339
Andhra Pradesh	2635	4578	3606	2741	5357	4049	3771	6110	4941	4199	4516	317
Western Region												
Chhattishgarh	1100	2219	1659	1491	2353	1922	1459	2714	2086	1889	2149	260
Gujarat	5346	8699	7023	4284	6260	5272	4675	8611	6643	6312	6434	122
Maharashtra	6481	10207	8344	6437	8790	7613	7409	10238	8824	8260	8496	236
Easten Region												
Bihar	4095	4782	4438	4320	5494	4907	4553	5840	5196	4847	5043	196
North Easten Region												
Arunachal Pradesh	118	145	132	99	132	115	84	128	106	117	134	17
Assam	1171	1468	1319	1186	1608	1397	1251	1690	1470	1396	1529	133
Manipur	135	196	166	147	201	174	166	218	192	177	204	27
Nagaland	112	145	128	117	140	128	113	140	126	128	134	6

**Note:**

1. For computation of GNash, ISTS drawal has been considered after subtracting the Direct drawal based on the details of generating stations as provided by CTU as per CERC(Connectivity and General Network Access to the inter-State Transmission System) (First Amendment) Regulations,2023.
2. Block-wise meter data has been used for computation of ISTS drawal by State.
3. For Haryana, GNash has been reduced by 1495MW in line with the Annexure-I of GNA Regulations,2022
- 4.#As the power from Telangana STPP,, Dhariwal(unit-1 of 300MW) and Chuzachen HEP were not included in ISTS drawl for the period 2018-19, 2019-20 and 2020-21,so for the computation of GNAd & GNash these Generating stations have not been considered.

**List of generating stations as provided by CTU, from which drawal through STU lines and Scheduled quantum of States have been considered for computation of Direct drawal and GNash**

<b>Northern Region</b>	<b>Generating Stations</b>
Haryana	IGTPS(Jhajjhar)
Rajasthan	Anta GPS, RAPS B
Uttar Pradesh	Unchahar Stage-I,Tanda Stage-II,Narora Atomic Power Station(NAPS)
<b>Southern Region</b>	
Tamil Nadu	Madras Atomic Power Station (MAPS), Neyveli TS-II Stage-I, New Neyveli TPS
Telangana	Ramagundam STPS St-I&II, Telangana STPP(#)
Andhra Pradesh	Simhadri- Stage-1
<b>Western Region</b>	
Chhattishgarh	NSPCL (formerly BESCL)
Gujarat	Tarapur 1&2 APS, Kawas GPS, Gandhar GPS
Maharashtra	Tarapur 1&2 APS, Ratnagiri Gas & Power Pvt.Ltd, Dhariwal(# unit-1 of 300MW)
<b>Easten Region</b>	
Bihar	Kanti Stage-2 (at 220kV level)
Sikkim	Chuzachen HEP(#)
<b>North Easten Region</b>	
Arunachal Pradesh	Pare HEP, Ranganadi HEP
Assam	Bongaigaon TPS
Manipur	Loktak HEP
Nagaland	Doyang HEP

**Commercial data of RE transmission network to be considered for NC-RE component for May, 2025 Billing month as furnished by CTU**

S.No.	Name of the ISTS Licensee	Voltage level	Project Name	Asset name	Equipment type	Line name	In case of Transmission line			YTC in Lakhs	Block	Order Status	Petition COD	Actual COD	Petition No.	Order date	Remarks
							Type of Conductor	No. of sub-Conductors	Line Length (ckt km)								
1		765	Green Energy Corridors: Inter-State Transmission Scheme (ISTS)-Part-B in Northern Region	Chittorgarh-Ajmer 765 kV D/C line along with associated bays and 240 MVAR Switchable Line reactors at both end	RE-Line	Chittorgarh-Ajmer 765 kV D/C line	Zebra	6	422.34	42763	2019-24	Final 19-24	10/6/2018	10/6/2018	328/TT/2022	4/28/2023	
		400	Green Energy Corridors-Inter State Transmission Scheme (ISTS) Part-B	1 no. 400 kV, 125 MVAR Bus Reactor along with associated bay at Banaskantha SS	RE BR												
		765	Green Energy Corridors-Inter State Transmission Scheme (ISTS) Part-B	765kV Banaskantha - Chittorgarh TL with 2 nos. 330 MVAR, SLR at Bansknta. SS & 2 nos. 240 MVAR, SLR at Chittgrh SS, 400 kV Bansknta - Sankhari TL, 2 nos. 1500 MVA, ICTs along with ass. bays and 1 no. 765 kV, 330 MVAR BR with ass. bay at Bansknta SS	RE Line	765kV Banaskantha - Chittorgarh TL	Hexa Zebra	6	715.652								
		400			RE Line	400 kV Bansknta - Sankhari TL	Twin Moose	2	43.41								
		765			RE SLR												
		765			RE ICT												
		765			RE BR												
2		400	Transmission System for Ultra Mega Solar Park in Anantpur District, Andhra Pradesh-Part A (Phase-I)	LILO of 400 kV Kadapa-Kolar S/C Line at NP Kunta alongwith associated line bays and 1 no of 500 MVA ICT along with its bays at NP Kunta Sub-station	RE-Line	LILO of 400 kV Kadapa-Kolar S/C Line at NP Kunta	ACSR Moose	2	19.02	3804	2019-24	Final 19-24	10/5/2016	10/5/2016	360/TT/2020	2/18/2022	
		400/220	Transmission System for Ultra Mega Solar Park in Anantpur District, Andhra Pradesh-Part A (Phase-I)	2x500 MVA transformer & 1x125 MVAR reactor alongwith associated bays at NP Kunta	RE-ICT												
		400	Transmission System for Ultra Mega Solar Park in Anantpur District, Andhra Pradesh-Part A (Phase-I)	±100 MVAR STATCOM at NP Kunta Pooling Station	RE-STATCOM												
3		400	Transmission System for Ultra Mega Solar Park (750MW) in Rewa District, Madhya Pradesh in Western Region	LILO of Vindhychal-Jabalpur 400 kV 2nd D/C line (Ckt 3 & 4) alongwith 2 nos. ICTs, Bus reactor associated bays and 1 no. 220 kV line bays at 400/220 kV Rewa Pooling station	RE Line	LILO of Vindhychal-Jabalpur 400 kV 2nd D/C line (Ckt 3 & 4) at 400/220 kV Rewa Pooling station	Moose	2	129.024	3785	2014-19	Final 14-19	06-07-2018	06-07-2018	7/TT/2018	5/Nov/18	
4		220	Transmission System for Ultra Mega Solar Park in Anantpur District, Andhra Pradesh - Part C (Phase-III)	2 nos. 220 kV Line bays (Bay No 209 & 211) at NP Kunta substation	NC-RE						2019-24	Final 19-24	03-07-2018	03-07-2018	185/TT/2022	9/Feb/23	Set aside by APTEL vide Order dtd 15.12.2023 under APL No. 605 OF 2023 & 1A No. 1783 OF 2022 & 1A No. 1782 OF 2022

S.No.	Name of the ISTS Licensee	Voltage level	Project Name	Asset name	Equipment type	Line name	Type of Conductor	No. of sub-Conductors	Line Length (ckt km)	YTC in Lakhs	Block	Order Status	Petition COD	Actual COD	Petition No.	Order date	Remarks
5		220	Transmission System for Ultra Mega Solar Park in Anantpur District, Andhra Pradesh - Part C (Phase-III)	2 nos. 220 kV Line bays (Bay No 210 & 212) at NP Kunta substation	NC-RE						2019-24	Final 19-24	03-07-2018	03-07-2018	185/TT/2022	9/Feb/23	Set aside by APTTEL vide Order dtd 15.12.2023 under APL No. 605 OF 2023 & IA No. 1783 OF 2022 & IA No. 1782 OF 2022
6		400	Transmission System for Ultra Mega Solar Park in Anantpur District, Andhra Pradesh - Part C (Phase-III)	1 no. 500 MVA 400/220 kV Transformer along with associated bays at NP Kunta Sub-Station	NC-RE						2019-24	Final 19-24	30-09-2018	30-09-2018	185/TT/2022	9/Feb/23	Set aside by APTTEL vide Order dtd 15.12.2023 under APL No. 605 OF 2023 & IA No. 1783 OF 2022 & IA No. 1782 OF 2022
7		400	Green Energy Corridors-Inter State Transmission Scheme (ISTS) PartC	2 nos. 500MVA, 400/220 kV ICTs along with associated bays at Bhuj Pooling Station	RE ICT					27358	2019-24	Final 19-24	3/20/2019	3/20/2019	42/TT/2022	10/12/2022	
		400	Green Energy Corridors-Inter State Transmission Scheme (ISTS) PartC	1 no. 400 kV, 125 MVAR Bus Reactor along with associated bays at Bhuj Pooling Station	RE												
		765	Green Energy Corridors-Inter State Transmission Scheme (ISTS) PartC	1 no. 1500 MVA, 765/400 kV ICT-1 along with associated bays at Bhuj Pooling Station	RE												
		765	Green Energy Corridors-Inter State Transmission Scheme (ISTS) PartC	765kV D/C Bhuj PS-Banaskantha TL with ass. Bays at both ends, 2x330 MVAR SLRs with ass. bays at both ends, 1 no. 1500 MVA, 765/400 kV ICT-2 and 1 no. 765 kV, 330 MVAR BR with ass. bays at Bhuj PS	RE Line	765kV D/C Bhuj PS-Banaskantha TL	Hexa Zebra	6	579.394								
		765			RE SLR												
		765			RE ICT												
		765			RE BR												
8		765	Green Energy Corridor ISTS-Part-D in Northern Region	765 kV D/C Bikaner (New)-Moga TL with 2x330 MVAR, 765 kV SLR and ass. bays at Bikaner end and 2 Nos. 330 MVAR, 765 kV SLR and ass. bays at Moga end	RE	765 kV D/C Bikaner (New)-Moga TL	Hexa Zebra	6	734.734	24069	2019-24	Final 19-24	11-03-2020	11-03-2020	34/TT/2021	8/Mar/22	
9		765	Green Energy Corridor ISTS-Part-D in Northern Region	765 kV D/C Ajmer (New)-Bikaner (New) TL with SLR & ass. bays at Ajmer & Bikaner; 2 Nos. 3*500 MVA ICT at Bikaner Ss, 3*110 MVAR & 1x125 MVAR BRs at Bikaner (New) Ss, LILO of one ckt. of 400 kV Badhla (RVPNL) - Bikaner (RVPNL) D/C TL at Bikaner (New)	RE	765 kV D/C Ajmer (New)-Bikaner (New) TL	Hexa Zebra	6	526	24474	2019-24	Final 19-24	7/7/2019	7/7/2019	34/TT/2021	3/8/2022	
10		400	Transmission system for Ultra Mega Solar Power Park at Tumkur (Pavagada), Karnataka Phase-I	Tumkur (Pavagada) Pool-Hiriyur400 kV D/C line along with associated bays and equipment at both ends	RE-Line	Tumkur (Pavagada) Pool-Hiriyur400 kV D/C line	ACSR Moose	2	218.7	2688	2019-24	Final 19-24	27-09-2018	27-09-2018	653/TT/2020	13/Mar/22	



S.No.	Name of the ISTS Licensee	Voltage level	Project Name	Asset name	Equipment type	Line name	Type of Conductor	No. of sub-conductors	Line Length (ckt km)	YTC in Lakhs	Block	Order Status	Petition COD	Actual COD	Petition No.	Order date	Remarks
11		400	Transmission System for Ultra mega Solar Power Park at Tumkur (Pavagada), Karnataka-Phase-I	LILO of one circuit of 400 kV D/C GootyTumkur (Vasantnarsapur) D/C line at Tumkur (Pavagada) pooling station	RE-Line	LILO of one circuit of 400 kV D/C GootyTumkur (Vasantnarsapur) D/C line at Tumkur (Pavagada) pooling station	Moose	2	0.45	7645	2019-24	Final 19-24	3/14/2018	3/14/2018	357/TT/2020	3/14/2022	
		400	Transmission System for Ultra mega Solar Power Park at Tumkur (Pavagada), Karnataka-Phase-I	LILO of second circuit of 400 kV D/C GootyTumkur (Vasantnarsapur) D/C line at Tumkur (Pavagada) pooling station along with associated bays and equipment	RE-Line	LILO of second circuit of 400 kV D/C GootyTumkur (Vasantnarsapur) D/C line at Tumkur (Pavagada) pooling station	Moose	2	0.45								
			Transmission System for Ultra mega Solar Power Park at Tumkur (Pavagada), Karnataka-Phase-I	New 400/220 kV pooling station at Tumkur (Pavagada) with 1 X 500MVA 400/220 kV ICT along with associated bays & equipment	RE												
			Transmission System for Ultra mega Solar Power Park at Tumkur (Pavagada), Karnataka-Phase-I	1x 125 MVAR 400 kV Bus reactor and along with associated bays & equipment's at 400/220 kV Tumkur (Pavagada) pooling station	RE												
		400	Transmission System for Ultra mega Solar Power Park at Tumkur (Pavagada), Karnataka-Phase-I	LILO of 400 kV D/C Bellary -Tumkur (Vasantnarsapur) D/C (Quad Moose) TL at Tumkur (Pavagada) pooling station along with associated bays & equipment	RE-Line	LILO of 400 kV D/C Bellary -Tumkur (Vasantnarsapur) D/C (Quad Moose) TL at Tumkur (Pavagada) pooling station	Moose	4	222.96								
			Transmission System for Ultra mega Solar Power Park at Tumkur (Pavagada), Karnataka-Phase-I	1 X 500 MVA 400/220 kV ICT-I at 400/220 kV Tumkur (Pavagada) pooling station along with associated bays & equipment	RE												
			Transmission System for Ultra mega Solar Power Park at Tumkur (Pavagada), Karnataka-Phase-I	1 X 500 MVA 400/220 kV ICT-II at 400/220 kV Tumkur (Pavagada) pooling station along with associated bays & equipment	RE												
12		400	Transmission system for Ultra Mega Solar Power Park at Tumkur (Pavagada), Karnataka - Phase II (Part A) in Southern Region	1X500 MVA 400/220 kV ICT along with associated bays at Tumkur (Pavagada) Substation	RE-ICT					711	2019-24	Final 19-24	31-03-2019	31-03-2019	656/TT/2020	21/Mar/22	

S.No.	Name of the ISTS Licensee	Voltage level	Project Name	Asset name	Equipment type	Line name	Type of Conductor	No. of sub-Conductors	Line Length (ckt km)	YTC in Lakhs	Block	Order Status	Petition COD	Actual COD	Petition No.	Order date	Remarks
13		400	Transmission System Associated with 'Green Energy Corridors: Inter State Transmission Scheme (ISTS)-Part A	(1)400 kV D/C Ajmer(N)-Aj.(RVPN)TL awab at BE(2)125 MVAR BR awab at Aj.(N)(3)ICT-I awab at Aj.(N)(4)D/C Chit.(New)Chit.(R)TL awab at BE(5)240 MVAR BR awab at Chit.(N)(6)125MVAR BR awab at Chit.(N)(7)ICT-I awab at Chit.(N)(8)ICT-II awab at Chit.(N)	RE-Line	400 kV D/C Ajmer (New)- Ajmer (RVPN) TL	Moose	4	131.23	16330	2019-24	Final 19-24	2/2/2018	2/2/2018	476/TT/2020	3/28/2022	
		400			RE-Line	400 kV D/C Chittorgarh (New)- Chittorgarh (RVPN) TL	Moose	4	97.48								
			Transmission System Associated with 'Green Energy Corridors: Inter State Transmission Scheme (ISTS)-Part A	Combined Assets of(1) 765 kV, 240 MVAR BR along with associated bay at Ajmer (New) SS(2) 765/400 kV, 3X500 MVA ICT-II along with associated bays at Ajmer (New) SS	RE												
		400	Transmission System Associated with 'Green Energy Corridors: Inter State Transmission Scheme (ISTS)-Part A	2 X400 kV D/C(Quad)Tirunelveli Pooling Station-Tuticorin Pooling station line along with new 400/230kV (GIS) Tirunelveli Pooling SS with 2X125MVAR 400kV BR & associated bays at 400/230kV Tuticorin Pooling station	RE-Line	2 X 400 kV D/C (Quad) Tirunelveli Pooling Station-Tuticorin Pooling station line	Moose	4	24.06								
14			Transmission System Associated with 'Green Energy Corridors: Inter State Transmission Scheme (ISTS)-Part A	2X500MVA 400/230kV transformers along with associated bays and equipment at new 400/230kV (GIS) Tirunelveli Pooling Sub-station	RE					1535	2019-24	Final 19-24	10-06-2018	10-06-2018	476/TT/2020	28/Mar/22	Breakup of Pool & Bilateral portion already given in Format II G(1)
15		400	Tr. System for Ultra Mega Solar Power Park (700 MW) at Banaskantha (Radhanesda), Gujarat in WR	400 kV Banaskantha (Radhanesda) Pooling Station-Banaskantha (PG) D/C line alongwith 2 nos. 400 Kv line bays at Banaskantha (PG)	RE Line	400 kV Banaskantha (Radhanesda) Pooling Station-Banaskantha (PG) D/C line	Twin Moose	2	130.38	2026	2019-24	Final 19-24	05-09-2020	05-09-2020	203/TT/2021	26/May/22	Breakup of Pool & Bilateral portion already given in Format II G(1)
16	POWERGRID	400	Supplementary Transmission System for Ultra Mega Solar Power Park (700 MW) at Banaskantha (Radhanesda), Gujarat in WR	Est. of 2x500 MVA, 400/220 kV PS at Banaskantha (Radhanesda) (GIS) with 1X125 MVAR BR, 2 nos of 400 kV line bays at Bnsknta (Radhanesda) (GIS) for interconnection of Bnsknta (Radhanesda) PS-Bnsknta (PG) 400 kV D/C (twin AL59) TL & 4 Nos 220 kV Line bays	RE					2373	2019-24	Final 19-24	05-09-2020	05-09-2020	74/TT/2021	9/Jun/22	Breakup of Pool & Bilateral portion already given in Format II G(1)

S.No.	Name of the ISTS Licensee	Voltage level	Project Name	Asset name	Equipment type	Line name	Type of Conductor	No. of sub-Conductors	Line Length (ckt km)	YTC in Lakhs	Block	Order Status	Petition COD	Actual COD	Petition No.	Order date	Remarks
17		765	Transmission System for Solar Power Park at Bhadla in the Northern Region	a) 765 kV D/C Bhadla (PG)- Bikaner (PG) with 2x240 MVAR SLR at Bhadla (PG) Ss & 2x240 MVAR SLRs at Bikaner (PG) Ss; (b) 765/400 kV, 1500 MVA ICT-I, II & III with ass. bays at Bhadla (PG) Ss; (c) 1 no of 240 MVAR BR with ass. bays at Bhadla (PG) Ss	RE	765 kV D/C Bhadla (PG)- Bikaner (PG)	Hexa ACSR Zebra	6	338.876	15299	2019-24	Final 19-24	17-10-2019	17-10-2019	9/TT/2021	11/Jun/22	
18		400	Transmission System for Solar Power Park at Bhadla in the Northern Region	2 numbers 400 kV line bays at Bhadla (POWERGRID) Sub-station	RE					244	2019-24	Final 19-24	27-09-2019	27-09-2019	9/TT/2021	11/Jun/22	Breakup of Pool & Bilateral portion already given in Format II G(1)
19		220	Transmission System for Solar Power Park at Bhadla in the Northern Region	2 numbers 220 kV line bays (205 & 206) at Badhla (POWERGRID) Sub-station	RE					122	2019-24	Final 19-24	07-08-2019	07-08-2019	9/TT/2021	11/Jun/22	
20			Transmission System for Solar Power Park at Bhadla in the Northern Region	500 MVA ICT-I along with associated bays at Bhadla (POWERGRID) Sub-station	RE					588	2019-24	Final 19-24	01-06-2019	01-06-2019	9/TT/2021	11/Jun/22	As per APTEL Order dtd 10.08.2023 under DFR No : 541 of 2022, the CERC order under appeal is set aside to the limited extent it has been made applicable to the Appellant (ESUCRL). Accordingly the bilateral portion has been removed here.
21			Transmission System for Solar Power Park at Bhadla in the Northern Region	500 MVA ICT-III along with associated bays at Bhadla (POWERGRID) Sub-station	RE					638	2019-24	Final 19-24	17-05-2019	17-05-2019	9/TT/2021	11/Jun/22	As per APTEL Order dtd 10.08.2023 under DFR No : 541 of 2022, the CERC order under appeal is set aside to the limited extent it has been made applicable to the Appellant (ESUCRL). Accordingly the bilateral portion has been removed here.
22		220	Transmission System for Solar Power Park at Bhadla in the Northern Region	220 kV Sourya Urja line-2 Bay at Bhadla (POWERGRID) Sub-station	RE					78	2019-24	Final 19-24	04-05-2019	04-05-2019	9/TT/2021	11/Jun/22	
23		400	Transmission System for Solar Power Park at Bhadla in the Northern Region	Comb Asset(a) 400 kV D/C Bhadla (PG)- Bhadla (RVPNL) CKTs 1&2 with ass. bays; (b) 400 kV, 1X125 MVAR BR with ass. bays at Bhadla (PG) Ss; (c) 400 kV, 500 MVA ICT-2 with ass. bays at Bhadla (PG) Ss; (d) 220 kV, Adani Bhadla (Ps) line-1 bay at Bhadla (PG) Ss	RE	400 kV D/C Bhadla (PG)- Bhadla (RVPNL) CKTs 1&2 with ass. bays	Quad ACSR Moose	4	53.084	2139	2019-24	Final 19-24	29-04-2019	29-04-2019	9/TT/2021	11/Jun/22	As per APTEL Order dtd 10.08.2023 under DFR No : 541 of 2022, the CERC order under appeal is set aside to the limited extent it has been made applicable to the Appellant (ESUCRL). Accordingly the bilateral portion has been removed here.
24		220	Transmission System for Ultra Mega Solar Park in Anantpur District, Andhra Pradesh - Part B (Phase-II)	4 Numbers of 220 kV line bays (Bay No. 213, 214, 219 & 220) at NP Kunta Substation	RE					114	2019-24	Final 19-24	03-08-2018	03-08-2018	8/TT/2023	7/Feb/24	
25		220	Transmission System for Ultra Mega Solar Park in Anantpur District, Andhra Pradesh - Part B (Phase-II)	2 numbers of 220 kV line bays (Bay No. 217 & 218) at NP Kunta Sub-station	RE					79	2019-24	Final 19-24	26-04-2017	26-04-2017	8/TT/2023	7/Feb/24	

S.No.	Name of the ISTS Licensee	Voltage level	Project Name	Asset name	Equipment type	Line name	Type of Conductor	No. of sub-Conductors	Line Length (ckt km)	YTC in Lakhs	Block	Order Status	Petition COD	Actual COD	Petition No.	Order date	Remarks
26		400	Transmission System for Ultra Mega Solar Park in Anantpur District, Andhra Pradesh - Part B (Phase-II)	Loop out Portion of LILO of Kadapa-Hindupur 400 kV D/C line (both circuits) at NP Kunta Sub-station along with associated bays	RE Line	Loop out Portion of LILO of Kadapa-Hindupur 400 kV D/C line (both circuits) at NP Kunta Sub-station	Quad Moose	2	18.32	487	2019-24	Final 19-24	12-10-2018	12-10-2018	8/TT/2023	7/Feb/24	
27		400	Transmission System for Ultra Mega Solar Park in Anantpur District, Andhra Pradesh - Part B (Phase-II)	Loop in Portion of LILO of Kadapa-Hindupur 400 Kv Double Circuit (D/C) line (both circuits) at NP Kunta Sub-station along with associated bays	RE Line	Loop in Portion of LILO of Kadapa-Hindupur 400 Kv Double Circuit (D/C) line (both circuits) at NP Kunta Sub-station	Quad Moose	2	19.18	442	2019-24	Final 19-24	04-08-2018	04-08-2018	8/TT/2023	7/Feb/24	
28		400 kV	Transmission System for Ultra Mega Solar Power Park at Tumkur (Pavagada), Karnataka - Phase II (Part A) in SR	400 kV D/C Hiriyur - Mysore transmission line along with associated bays and 2X80 MVAR switchable line reactors along with associated bays at 400/220 Kv Mysore Sub-station	NC-RE	400 kV D/C Hiriyur - Mysore transmission line	Twin ACSR Moose	2	411.448	5576	2019-24	Final 19-24	01-05-2020	01-05-2020	112/TT/2021	3/Jan/23	
29		400/220 kV	Transmission System for Ultra Mega Solar Power Park at Tumkur (Pavagada), Karnataka - Phase II (Part A) in SR	1X500 MVA 400/220 kV ICTs along with associated bays at Tumkur (Pavagada) Sub-station	NC-RE					626	2019-24	Final 19-24	28-04-2019	28-04-2019	112/TT/2021	3/Jan/23	
30		400 kV	Transmission System for Ultra Mega Solar Power Park at Tumkur (Pavagada), Karnataka - Phase II (Part A) in SR	1X125 MVA 400kV Bus Reactor along with associated bays at Tumkur (Pavagada) pooling Sub-station	NC-RE					166	2019-24	Final 19-24	03-06-2019	03-06-2019	112/TT/2021	3/Jan/23	
31		400	Transmission Scheme for controlling high loading and high short circuit level at Moga Sub-station in NR	The Bus splitting scheme at Moga Substation	NC-RE					770	2019-24	Final 19-24	10-09-2021	10-09-2021	301/TT/2022	15/Feb/23	
32		220	Transmission System for Ultra Mega Solar Park (750MW) in Rewa District, Madhya Pradesh in Western Region.	1 Number 220 kV Line Bay for 220 kV Rewa Pooling-Ramnagar circuit- 2 line and 1 Number 220 kV Line Bay for 220 kV Rewa pooling-Barsaita Desh circuit 2 line at Rewa Pooling Station	NC-RE					172	2014-19	Final 14-19	25-07-2018	25-07-2018	06/TT/2020	24/Feb/23	
33		220	Transmission System for Ultra Mega Solar Park (750MW) in Rewa District, Madhya Pradesh in Western Region.	1 Number 220 kV Line Bay for 220 kV Rewa Pooling - Ramnagar circuit - 1 line at Rewa Pooling Station	NC-RE					115	2014-19	Final 14-19	16-10-2018	16-10-2018	06/TT/2020	24/Feb/23	
34		220	Transmission System for Ultra Mega Solar Park (750MW) in Rewa District, Madhya Pradesh in Western Region.	2 Number 220 kV line bays for 220 kV Rewa Pooling-Badwar circuit- 1 and circuit- 2 line at Rewa Pooling Station	NC-RE					179	2014-19	Final 14-19	22-11-2018	22-11-2018	06/TT/2020	24/Feb/23	

S.No.	Name of the ISTS Licensee	Voltage level	Project Name	Asset name	Equipment type	Line name	Type of Conductor	No. of sub-conductors	Line Length (ckt km)	YTC in Lakhs	Block	Order Status	Petition COD	Actual COD	Petition No.	Order date	Remarks
35		400/220	Transmission System for Ultra Mega Solar Park (750MW) in Rewa District, Madhya Pradesh in Western Region.	1 Number 500 MVA, 400/220 kV ICT 3 along with associated 400 kV and 220 kV transformer bays at Rewa Pooling Station	NC-RE					517	2014-19	Final 14-19	08-02-2019	08-02-2019	06/TT/2020	24/Feb/23	
36		400	Additional ATS for Tumkur (Pavagada) under Transmission system for Ultra Mega Solar Power Park at Tumkur (Pavagada), Karnataka-Phase II (Part B)	Tumkur (Pavagada) Pooling station-Devanahally (KPTCL) 400 kV D/C (Quad) line along with associated bays and equipment's at Tumkur (Pavagada) Pooling Station & Devanahally (KPTCL)	NC-RE	Tumkur (Pavagada) Pooling station-Devanahally (KPTCL) 400 kV D/C (Quad) line	Quad ACSR Moose	4	314.84	8153	2019-24	Final 19-24	01-03-2021	01-03-2021	83/TT/2022	31/Mar/23	
37		400/220 kV	System Strengthening Scheme at Tuticorin- II and Bhuj PS in the WR and SR	1 no. 500 MVA 400/220 kV ICT-4 along with associated 400 Kv and 220 Kv bays at Bhuj Sub-station	NC-RE					494	2019-24	Final 19-24	09-10-2019	09-10-2019	110/TT/2022	30/Jun/23	
38		400/220 kV	System Strengthening Scheme at Tuticorin- II and Bhuj PS in the WR and SR	1 no. 500 MVA 400/220 kV ICT5 along with associated 400 Kv & 220 Kv bays at Bhuj Sub-station	NC-RE					467	2019-24	Final 19-24	23-10-2019	23-10-2019	110/TT/2022	30/Jun/23	
39		400/220 kV	System Strengthening Scheme at Tuticorin- II and Bhuj PS in the WR and SR	1 no. 500 MVA 400/220 kV ICT-3 along with associated 400 Kv & 220 Kv bays at Bhuj Sub-station	NC-RE					554	2019-24	Final 19-24	17-09-2020	17-09-2020	110/TT/2022	30/Jun/23	
40		400/220 kV	System Strengthening Scheme at Tuticorin- II and Bhuj PS in the WR and SR	1 no. 500 MVA, 400/220 kV ICT-8 along with associated 400kV and 220kV transformer bays at Bhuj PS and 1 no. 1500 MVA, 765/400 kV ICT-4 along with associated 765 kV and 400 kV transformer bays at Bhuj PS	NC-RE					2154	2019-24	Final 19-24	02-05-2021	02-05-2021	110/TT/2022	30/Jun/23	
41		400/220 kV	System Strengthening Scheme at Tuticorin- II and Bhuj PS in the WR and SR	1 no. 500 MVA, 400/220 kV ICT-7 along with associated 400 kV and 220 kV transformer bays at Bhuj PS	NC-RE					741	2019-24	Final 19-24	04-05-2021	04-05-2021	110/TT/2022	30/Jun/23	
42		765/400 kV	System Strengthening Scheme at Tuticorin- II and Bhuj PS in the WR and SR	1 no. 1500 MVA, 765/400 kV ICT-3 along with associated 765 kV & 400 kV transformer bays at Bhuj PS and 1 No. 500 MVA, 400/220 kV ICT-6 along with associated 400 kV & 220 kV transformer bays at Bhuj PS	NC-RE					2150	2019-24	Final 19-24	05-05-2021	05-05-2021	110/TT/2022	30/Jun/23	
43		400/220 kV	System Strengthening Scheme at Tuticorin- II and Bhuj PS in the WR and SR	1 X 500 MVA, 400/220 kV Transformer along with associated bays at Tuticorin-II (GIS) Sub-station	NC-RE					745	2019-24	Final 19-24	28-02-2022	28-02-2022	110/TT/2022	30/Jun/23	

S.No.	Name of the ISTS Licensee	Voltage level	Project Name	Asset name	Equipment type	Line name	Type of Conductor	No. of sub-Conductors	Line Length (ckt km)	YTC in Lakhs	Block	Order Status	Petition COD	Actual COD	Petition No.	Order date	Remarks
44		220	Extension works at POWERGRID Sub-stations for inter-connection of RE projects in the Western Region	1 No. 220 kV GIS Line Bay at Bhuj Sub-station associated with Part-B: Extension works at Bhuj Pooling Station for interconnection of RE projects	NC-RE					104	2019-24	Final 19-24	29-09-2021	29-09-2021	293/TT/2022	29/Mar/24	Broakup of Pool & Bilateral portion shall be given in Format II G(1)
45		400	Extension works at POWERGRID Sub-stations for inter-connection of RE projects in the Western Region	Conversion of existing 2x63MVAR Line Reactors at Bhachau end of Bhachau-EPGL 400 kV D/C line to Switchable Line Reactors along with two nos. of 400 kV Reactor bays associated with Part A: PG works associated with Western Region Strengthening Scheme-21	NC-RE					120	2019-24	Final 19-24	09-08-2021	09-08-2021	293/TT/2022	29/Mar/24	
46		230	Implementation of 1 No. 230 kV bay at Tuticorin-II GIS PS in Southern Region	1 No. 230 kV line bay at Tuticorin-II GIS PS	NC-RE					121	2019-24	Final 19-24	19-08-2022	19-08-2022	67/TT/2023	2/Aug/24	
47		400/220	Implementation of the 1x500 MVA, 400/220 kV ICT (8th) at Bhadla Pooling Station Scheme in Northern Region	500 MVA, 400/220 kV ICT8 along with associated 400 kV and 220 kV bays at Bhadla Sub-station	NC-RE					748	2019-24	Final 19-24	31-03-2023	31-03-2023	389/TT/2023	4/Nov/24	
48	POWERGRID AJMER PHAGI TRANSMISSION LIMITED	765		Ajmer(PG)-Phagi(RVPN) 765 kV D/C line	RE Line	Ajmer(PG)-Phagi(RVPN) 765 kV D/C line	Hexa Zebra	6	269.6	7479	-	-	-	5/6/2021	398/AT/2019	04.03.2020	
		765		2 nos. of 765 kV line bays(AIS) at Ajmer PG-Phagi(RVPN) 765 kV D/C line	RE Line bays									5/6/2021			
		765		1 no. 765 kV bay (AIS) & 1 complete GIS dia 765 kV (2 Main breaker & 1 Tie breaker) at Phagi S/s for Ajmer(PG)-Phagi (RVPN) 765 kV D/C line	RE Line bays									5/6/2021			
		765		3x80 MVAR, 765 kV bus reactor with GIS bay (2nd main bay of new DIA being created for termination of 765 kV D/C line from Ajmer) at Phagi S/s.	RE Bus Reactor									5/6/2021			
		400		Establishment of 400 kV Pooling Station at Fatehgarh										Deemed COD 31.07.2021	94/TL/2018		
		765		Fatehgarh Pooling Station - Bhadla (PG) 765 kV D/C line (To be operated at 400 kV)	Line	Fatehgarh Pooling Station - Bhadla (PG) 765 kV D/C line (To be operated at 400 kV)		6	292					Deemed COD 31.07.2021	94/TL/2018		
		400		2 Nos. 400 kV line bays at Fatehgarh Pooling Station										Deemed COD 31.07.2021	94/TL/2018		

S.No.	Name of the ISTS Licensee	Voltage level	Project Name	Asset name	Equipment type	Line name	Type of Conductor	No. of sub-Conductors	Line Length (ckt km)	YTC in Lakhs	Block	Order Status	Petition COD	Actual COD	Petition No.	Order date	Remarks
49	FATEGARH-BHADLA TRANSMISSION LIMITED	400		1x25 MVAR Bus Reactor at 400 kV Fatehgarh Pooling Station along with associated bay						6504				Deemed COD 31.07.2021	94/TL/2018		Breakup of Pool & Bilateral portion already given in Format II G(1)
		220		Space for future 220kV (12 Nos) Line Bays										Deemed COD 31.07.2021	94/TL/2018		
		400		Space for future 400kV (8 Nos) Line Bays alongwith line reactors at at Fatehgarh Pooling Station										Deemed COD 31.07.2021	94/TL/2018		
		400		Space for future 220/400kV transformers (5 Nos) alongwith associated transformer bays at each level.										Deemed COD 31.07.2021	94/TL/2018		
		400		Space for future 400kV bus reactors (2 Nos) alongwith associated bays.										Deemed COD 31.07.2021	94/TL/2018		
50	POWERGRID FATEHGARH TRANSMISSION LIMITED	765		Fatehgarh-II - Bhadhla-II 765 kV D/C Line	Line	Fatehgarh-II - Bhadhla-II 765 kV D/C Line	ACSR ZEBRA	6	373.5	8769				9/1/2021	441/AT/2019	05.03.2020	
		765		2 nos. of 765 kV bays each at Fatehgarh-II & Bhadhla-II S/s for Fatehgarh-II to Bhadhla-II 765 kV D/C line	Bays		NA	NA	NA					9/1/2021			
		765		240 MVAR Switchable Line Reactor with NGR of 400 ohm at Fatehgarh-II on each circuit of Fatehgarh II -Bhadhla-II 765 kV D/C Line	SLR		NA	NA	NA					9/1/2021			
51	BIKANER-KHETRI TRANSMISSION LIMITED	765		Bikaner (PG) – Khetri S/s 765kV D/c line	Line	Bikaner (PG) – Khetri S/s 765kV D/c line	Zebra	6	481	11299				4-Sep-21	344/TL/2019		
		765		765kV Bays at Bikaner (PG) & Khetri for Bikaner (PG)-Khetri S/s 765kV D/c line. (765kV line bays-4 nos.)						633				4-Sep-21			
		765		1x240 MVAR Switchable line reactor for each circuit at each end of Bikaner-Khetri 765kV D/c line along with reactor bays (1x240 MVAR Line reactor-4 nos., 765kV Reactor bay-4 nos.) 1x80 MVAR, 765 kV, 1-ph Reactor (spare unit) (For 2x240 MVAR line reactor on Bikaner-Khetri 765kV D/c line at Bikaner end)						962				4-Sep-21			

S.No.	Name of the ISTS Licensee	Voltage level	Project Name	Asset name	Equipment type	Line name	Type of Conductor	No. of sub-Conductors	Line Length (ckt km)	YTC in Lakhs	Block	Order Status	Petition COD	Actual COD	Petition No.	Order date	Remarks
52	POWERGRID KHETRI TRANSMISSION SYSTEM LIMITED	765/400		765/400 kV, 2x1500 MVA ICT along with 765 kV, 2x240 MVAR and 400 kV, 1x125 MVAR Bus reactor at Khetri Substation			NA	NA	NA	3254				10/4/2021	297/AT/2019	23.12.2019	
		765		400 kV, D/C Khetri-Sikar Transmission line		400 kV, D/C Khetri-Sikar Transmission line	Moose	2	156.2	1646				10/4/2021			
		400		400 kV line bays at Sikar (PG) for Khetri-Sikar (PG) 400 kV D/C line			NA	NA	NA	185				10/4/2021			
		765		765 kV, D/C Khetri-Jhatikara Transmission Line		765 kV, D/C Khetri-Jhatikara Transmission Line	ACSR ZEBRA	6	292.1	8755				10/4/2021			
		765		765 kV line bays at Jhatikara for Khetri-Jhatikara 765 kV D/C line			NA	NA	NA	411				10/4/2021			
		765		1x240 MVAR Switchable Line reactors for each circuit at Jhatikara end of Khetri-Jhatikara 765 kV D/C line along with reactor bays			NA	NA	NA	656				10/4/2021			
53	JAM KHAMBALIYA TRANSCO LIMITED	400kV		Establishment of 4x500MVA, 400/220kV Jam Khambhaliya PS (GIS)	Sub-Station					2389				12-Apr-2022	47/AT/2020	3/24/2020	
		400kV		1x125MVA, 420kV Bus reactor at Jam Khambhaliya PS along with reactor bay	Bus Ractor					245							
		400kV		Extension of Essar-Lakadia/ Bhachau 400kV D/c (triple snowbird) line upto Jam Khambhaliya PS	Transmis sion Line	Extension of Essar-Lakadia/ Bhachau 400kV D/c (triple snowbird) line upto Jam Khambhaliya PS	ACSR Snow Bird	Three	37.234	636							
		400kV		2 nos. of 400kV line bays at Jam Khambhaliya PS for termination of Jam Khambhaliya PS-Lakadia 400kV D/C (triple) line	Line Bays					294							
		400kV		63MVA switchable Line Reactor at both ends of Lakadia - Jam Khambhaliya 400kV D/c line along with 500 Ohms NGR on both circuits & at both ends of Lakadia - Jam Khambhaliya 400 kV D/c line	Line Reactor					473							
		765		Lakadia PS - Banaskantha PS 765kV D/c line	Transmis sion Line	Lakadia PS - Banaskantha PS 765kV D/c line	Zebra	Six	351	8629							



S.No.	Name of the ISTS Licensee	Voltage level	Project Name	Asset name	Equipment type	Line name	Type of Conductor	No. of sub-Conductors	Line Length (ckt km)	YTC in Lakhs	Block	Order Status	Petition COD	Actual COD	Petition No.	Order date	Remarks
54	LAKADIA-BANASKANTH A TRANSMISSION LIMITED	765		765kV Bays at Lakadia and Banaskantha substations for Lakadia PS - Banaskantha PS 765kV D/c line	Bays		NA	NA	NA	690				01-Sep-2022	442/TL/2019	23.01.2020	
		765		2x240MVAR switchable Line reactor along with bays at Lakadia PS end of Lakadia PS - Banaskantha PS 765kV D/c line	Reactor		NA	NA	NA	709							
55	POWERGRID BHUJ TRANSMISSION LIMITED	765		765 kV D/C Bhuj PS-Bhuj II (PBTTL)	Transmission Line	765 kV D/C Bhuj PS-Bhuj II (PBTTL)	ACSR ZEBRA	6 (Hexa)	52.6	14412				02.08.2022* (* To be considered in ISTS Pool from 17.10.2022)	448/AT/2019	05.03.2020	
		765		330 MVAR 765 kV Bus Reactor along with associated 765 kV bay	Bus Reactor												
		765/400		1500 MVA, 765/400 kV ICT-2 along with associated 765 kV & 400 kV transformer bays	ICT												
		400		125 MVAR 400 kV Bus Reactor along with associated 400 kV bay	Bus Reactor												
		400/220		500 MVA, 400/220 kV ICT-2 along with associated 400 kV & 220 kV transformer bays	ICT												
		400/220		500 MVA, 400/220 kV ICT-3 along with associated 400 kV & 220 kV transformer bays	ICT												
		400/220		500 MVA, 400/220 kV ICT-1 along with associated 400 kV & 220 kV transformer bays	ICT												
		765		240 MVAR 765 kV Bhuj II - Lakadia Ckt-1 Line Reactor at Bhuj II end	Line Reactor												
		765		240 MVAR 765 kV Bhuj II - Lakadia Ckt-2 Line Reactor at Bhuj II end	Line Reactor												
		400/220		500 MVA, 400/220 kV ICT-4 along with associated 400 kV & 220 kV transformer bays	ICT												
		220		220 kV line bay-1	Bay												
		220		220 kV line bay-2	Bay												
		220		220 kV line bay-3	Bay												
		220		220 kV line bay-4	Bay												
		220		220 kV line bay-5	Bay												
		220		220 kV line bay-6	Bay												
		220		220 kV line bay-7	Bay												
		765		110 MVAR 765 kV Spare Bus Reactor	Bus Reactor												
		765		765 kV D/C Bhuj II - Lakadia Line (up to tapping point)	Transmission Line	765 kV D/C Bhuj II - Lakadia Line (up to tapping point)	ACSR ZEBRA	6 (Hexa)	52.7					16.11.2022			
		765/400		1500 MVA, 765/400 kV ICT-1 along with associated 765 kV & 400 kV transformer bays	ICT					759							

S.No.	Name of the ISTS Licensee	Voltage level	Project Name	Asset name	Equipment type	Line name	Type of Conductor	No. of sub-Conductors	Line Length (ckt km)	YTC in Lakhs	Block	Order Status	Petition COD	Actual COD	Petition No.	Order date	Remarks
56	WRSS XXI (A) TRANSCO LIMITED	765		Establishment of 2x1500MVA, 765/400kV Lakadia PS with 765kV (1x330MVAR) & 420kV (1x125 MVAR) bus reactor	Sub-Station		NA	NA	NA	3354				17-10-2022	409/TL/2019	27.12.2019	
		765		LILO of Bhachau - EPGL 400kV D/c (triple) line at Lakadia PS	Transmission Line	LILO of Bhachau - EPGL 400kV D/c (triple) line at Lakadia PS	Zebra	Six	79	931							
		765		Bhuj PS - Lakadia PS 765kV D/c line	Transmission Line	Bhuj PS - Lakadia PS 765kV D/c line	Zebra	Six	215	7482							
		765		2 nos of 765kV bays at Bhuj PS for Bhuj PS - Lakadia PS 765kV D/c line	Bays		NA	NA	NA	448							
57	LAKADIA VADODARA TRANSMISSION COMPANY LIMITED	765kV		765kV D/C Lakadia Vadodara Transmission Line	Line		Hexa Zebra ACSR	36	669.53	18936				28.01.2023	444/AT/2019	05.03.2020	
		765kV		330MVAr switchable line reactors at both end of Lakadia-Vadodara 765kV D/C line along with 500 OHMs NGR at Both ends of Lakadia Vadodara 765kV D/C line.	Substation					1393							
		765kV		2 Nos of 765kV bays each at Lakadia and Vadodara S/s for Lakadia Vadodara 765kV D/C line.	Substation					847							
58	POWERGRID BIKANER TRANSMISSION SYSTEM LIMITED	400 kV		Establishment of 400 kV switching station at Bikaner -II PS with 420kV (2x125 MVAR) bus reactor. 400 kV line bays - 4 numbers. 125 MVAr, 420 kV bus reactor - 2 numbers. 400 kV bus reactor bay - 2 numbers. 400 kV, 80MVAr line reactor on each circuit at Bikaner -II end of Bikaner -II - Khetri 400 kV 2xD/c Line - 4 numbers. Switching equipment for 400 kV switchable line reactor - 4 numbers	Switching station					16788				24.07.2023	98/AT/2021	12.06.2021	
		400 kV		Bikaner-II PS - Khetri 400 kV 2xD/c line (Twin HTLS on M/c Tower)	Line	Bikaner-II PS - Khetri 400 kV 2xD/c line (Twin HTLS on M/c Tower)	HTLS	2	1101.42								
		400 kV		1x80 MVAr Fixed Line reactor on each circuit at Khetri end of end of Bikaner -II - Khetri 400 kV 2xD/c Line - 4 numbers.	Fixed Line reactor												
		400 kV		4 number of 400 kV line bays at Khetri for Bikaner -II PS - Khetri 400kV 2xD/c line	Bay												

S.No.	Name of the ISTS Licensee	Voltage level	Project Name	Asset name	Equipme nt type	Line name	Type of Conductor	No. of sub-Conduct ors	Line Length (ckt km)	YTC in Lakhs	Block	Order Status	Petition COD	Actual COD	Petition No.	Order date	Remarks
		400 kV		Khetri- Bhiwadi 400 kV D/c line (Twin HTLS)	Line	Khetri- Bhiwadi 400 kV D/c line (Twin HTLS)	HTLS	2	251.31								
		400 kV		2 number of 400 kV line bays at Khetri for Khetri - Bhiwadi 400kV D/c line	Bay												
		400 kV		2 number of 400 kV(GIS) line bays at Bhiwadi for Khetri- Bhiwadi 400 kV D/c line	Bay												
				STATCOM at Bikaner-II S/s ± 300 MVar, 2x125 MVar MSC, 1x125 MVar MSR	STATCO M												
59	KARUR TRANSMISSIO N LIMITED	400kV		Establishment of 2x500 MVA, 400/230 kV Karur Pooling Station (at a location in between Karur Wind zone and Tiruppur wind zone)	Sub-Station					2237				24-Sep-2023	103/AT/2022	5/17/2022	Breakup of Pool & Bilateral portion already given in Format II G(I)
		400kV		LILO of both circuits of Pugalur – Pugalur (HVDC) 400 kV D/C line (with Quad Moose ACSR Conductor) at Karur PS	Transmis sion Line	LILO of both circuits of Pugalur – Pugalur (HVDC) 400 kV D/C line (with Quad Moose ACSR Conductor) at Karur PS	ACSR Quad Moose		8.51								
		400kV		2x125 MVar, 400 kV Bus reactors at Karur PS	Bus Reactor												
60	KOPPAL-NARENDRA TRANSMISSIO N LIMITED	400		400 KV D/C Quad Moose Koppal PS – Narendra (New) Transmission Line	Transmis sion Line		ACSR Moose	4	275.618	1758							
		400/220		400/220 kV Koppal Pooling Station  400kV •ICT: 3x500MVA, 400/220kV •ICT bay: 3 nos. •Line bay: 2 nos. •Bus Reactor bay: 2 nos. 220kV •ICT bay: 3 nos •Line bay: 5 nos. •Bus coupler bay: 1 no. •Transfer Bus coupler bay: 1 no.	Substatio n		-	-	-				10/20/2023	283/AT/2021	25.02.2022	Breakup of Pool & Bilateral portion already given in Format II G(I)	
		400		2x125 MVar, 420 kV bus reactor at Koppal Pooling station	Substatio n		-	-	-	638							
		400		- 400 kV GIS Line bay at Narendra (New): 2 nos. - 400 kV GIS Bay for future 765/400kV Transformer: 2 nos. - 400 kV Auxiliary GIS bay module for switching of future 765/400 kV Transformer: 1 no.	Substatio n		-	-	-	160							

[illegible]

S.No.	Name of the ISTS Licensee	Voltage level	Project Name	Asset name	Equipment type	Line name	Type of Conductor	No. of sub-Conductors	Line Length (ckt km)	YTC in Lakhs	Block	Order Status	Petition COD	Actual COD	Petition No.	Order date	Remarks
		765kV		2 nos. of line bays each at Bhuj PS for termination of Khavda PS (GIS) – Bhuj PS 765 kV D/c	Bay Extension												
63	RAJGARH TRANSMISSION LIMITED	400 kV		Establishment of 400/220 kV, 3x500 MVA at Pachora SEZ PP with 420 kV (125 MVAR) bus reactor	SS					1377		C		2-Apr-24	Petition No. 170/AT/2022	08.08.2022	
		400 kV		Pachora SEZ PP -Bhopal (Sterlite) 400 kV D/c line (Quad/HTLS) (with minimum capacity of 2100 MVA/ckt at nominal voltage) along with 80MVar switchable line reactors	TL	Pachora SEZ PP - Bhopal (Sterlite) 400 kV D/c line (Quad/HTLS) (with minimum capacity of 2100 MVA/ckt at nominal voltage) along with 80MVar switchable line reactors	HTLS	Twin	287.95	3507		C		2-Apr-24	Petition No. 170/AT/2022	08.08.2022	
		400 kV		2 no. of 400 kV line bays at Bhopal (Sterlite) for Pachora SEZ PP-Bhopal (Sterlite) 400 kV D/c line (Quad/HTLS)	Bays					167		C		2-Apr-24	Petition No. 170/AT/2022	08.08.2022	
64	POWERGRID NEEMUCH TRANSMISSION SYSTEM LIMITED	400/220		Establishment of 2x500 MVA, 400/220 kV Pooling Station (AIS) at Neemuch with 1x125 MVar Bus Reactor 400/220 kV, 500 MVA ICT -2 nos. 400 kV ICT bays - 2 nos. 220 kV ICT bays - 2 nos. 400 kV line bays -4 nos. (2 each for Chhittorgarh & Mandsaur lines) 220 kV line bays - (2 nos. of bays corresponding to 500 MW Connectivity / LTA granted to M/s RUMSL) 220kV Bus coupler bay- 1 no.# 220kV Transfer Bus Coupler (TBC) bay - 1 no.# 125 MVAR, 420 kV reactor-1 no. 420 kV reactor bay - 1 no. Future provisions: Space for 400/220 kV ICTs along with bays: 2 nos. 400 kV line bays: 6 nos. 220 kV line bays: 5 nos. 420kV bus reactor along with bays:1						1789		C		00:00 HRS, 24.04.2024	248/AT/2022	09.12.2022	
		400		Neemuch PS – Chhittorgarh (PG) s/s 400 kV D/C line (conductor with minimum capacity of 2100 MVA/Ckt at nominal voltage)		Neemuch PS – Chhittorgarh (PG) s/s 400 kV D/C line (conductor with minimum capacity of 2100 MVA/Ckt at nominal voltage)	AL59 Moose	Quadru ple	232.4	2872					248/AT/2022	09.12.2022	
		400		2 nos. of 400 kV line bays at Chhittorgarh (PG) 400 kV s/s for Neemuch PS – Chhittorgarh (PG) s/s 400 kV D/C line (conductor with minimum capacity of 2100 MVA/Ckt at nominal voltage)						262					248/AT/2022	09.12.2022	

S.No.	Name of the ISTS Licensee	Voltage level	Project Name	Asset name	Equipment type	Line name	Type of Conductor	No. of sub-Conductors	Line Length (ckt km)	YTC in Lakhs	Block	Order Status	Petition COD	Actual COD	Petition No.	Order date	Remarks
		400		Neemuch PS- Mandsaur s/s 400 kV D/C line (conductor with minimum capacity of 2100 MVA/Ckt at nominal voltage)		Neemuch PS- Mandsaur s/s 400 kV D/C line (conductor with minimum capacity of 2100 MVA/Ckt at nominal voltage)	AL59 Moose	Quadru ple	236.418	2651					248/AT/2022	09.12.2022	
		400		2 no. of 400 kV line bays at Mandsaur 400 kV s/s for Neemuch PS- Mandsaur s/s 400 kV D/c line (conductor with minimum capacity of 2100 MVA/Ckt at nominal voltage)						262					248/AT/2022	09.12.2022	
65	POWERGRID Bhadla Transmission Limited	765 kV		Fatehgarh-II PS - Bhadla-II PS 765 kV D/C line (2nd)		Fatehgarh-II PS - Bhadla-II PS 765 kV D/C line (2nd)	AL59 Zebra	6	404.46	8663				18.08.2024	222/AT/2022	12.11.2022	
		765 kV		2 no. of 765 kV line bays each at Fatehgarh-II and Bhadla-II for Fatehgarh-II PS - Bhadla-II PS 765 kV D/C line (2nd)													
		765 kV		1x240 MVar Switchable Line Reactor for each circuit at each end of Fatehgarh II - Bhadla- II 765kV D/C line (2nd)  240 MVar, 765 kV reactor -4 (2 reactors each at Fatehgarh-II & Bhadla-II)  Switching equipment for 765 kV reactor -4 (2 switching equipments each at Fatehgarh -II & Bhadla -II)  (1x80 MVar Spare* reactor each at Fatehgarh-II and Bhadla-II to be used as spare for Fatehgarh-II - Bhadla-II 765 kV D/C line (2nd) * not under the present scope													
66	Gadag Transmission Limited	400		Gadag PS - Narendra (New) PS 400 kV (high capacity equivalent to quad moose) D/c line (Twin HTLS Line)		Gadag PS - Narendra (New) PS 400 kV (high capacity equivalent to quad moose) D/c line (Twin HTLS Line)	ACSS Twin HTLS	2	187.018	3644				4-Sep-24	106/AT/2022	08.06.2022	Breakup of Pool & Bilateral portion already given in Format II G(1)
		400/220		400/220 kV, 2x500 MVA Gadag Pooling Station with 400 kV (1X125 MVAR) bus reactor  - 400/220 kV, 500 MVA ICT – 2 nos. - 400 kV ICT bays – 2 nos. - 220 kV ICT bays – 2 nos. - 400 kV line bays – 2 nos. - 220 kV line bays – 4 nos. - 125 MVar, 420 kV reactor – 1 no. - 420 kV reactor bay – 1 no. - 220 kV bus coupler (BC) bay - 1 no. - 220 kV transfer bus coupler (TBC) bay- 1 no.			-	-	-								

S.No.	Name of the ISTS Licensee	Voltage level	Project Name	Asset name	Equipment type	Line name	Type of Conductor	No. of sub-conductors	Line Length (ckt km)	YTC in Lakhs	Block	Order Status	Petition COD	Actual COD	Petition No.	Order date	Remarks
		400		400 kV GIS line bays at Narendra (new) for Gadag PS-Narendra (New) PS 400 kV D/c Line  400 kV GIS line bays – 2 nos.			-	-	-								
67	POWERGRID Aligarh Sikar Transmission Limited	765kV		Sikar-II - Aligarh 765 kV D/C line		Sikar-II - Aligarh 765 kV D/C line	AL 59 ZEBRA	HEXA	513.72	11870				10.10.2024	51/AT/2022	06.05.2022	
		765kV		2 no. of 765 kV line bays at Sikar-II for Sikar-II - Aligarh (GIS) 765 kV D/C line  765 kV line bays - 2*(Sikar-II S/s)													
		765kV		1x330 MVAR Switchable line reactor for each circuit at each end of Sikar-II - Aligarh (GIS) 765 kV D/C line 330 MVAR, 765 kV reactor-4 (2 reactors each at Sikar-II and Aligarh) Switching equipment for 765 kV reactor-4 (2 switching equipment each at Sikar-II and Aligarh) 110 MVAR, 765 kV, 1 ph Reactor (spare unit) at Aligarh-I													
68	POWERGRID Sikar	765/400		1) Establishment of 765/400 kV, 2x1500 MVA at Sikar - II with 400kV (1x125 MVAR) and 765 kV (2x330 MVAR) bus reactor: 765/400 kV, 1500 MVA ICT – 2 765/400 kV, 500 MVA spare single-phase ICT-1 765 kV ICT bays – 2 400 kV ICT bays – 2 765 kV line bays –2 400 kV line bays-2 125 MVAR, 420 kV bus reactor-1 420 kV reactor bay –1 330 MVAR, 765 kV bus reactor- 2 (6x110 MVAR) 765 kV reactor bay- 2 110 MVAR, 765 kV, 1 ph Reactor (spare unit) -1 (common spare unit for banks of Bus Reactor & Line Reactor)  Future Provision Space for: 765/400kV ICT along with bays-2 765kV line bays along with switchable line reactors-10 400kV line bays along with switchable line reactor- 6 400kV bus reactor- 2						19455				19.12.2024	49/AT/20--	04.05.2022	
		765		2) Bhadla-II PS – Sikar-II 765kV D/c line	Line	2) Bhadla-II PS – Sikar II 765kV D/c line	Al 59 Zebra	6	618								
		765		3) 2 no. of 765 kV line bays at Bhadla- II for Bhadla-II PS – Sikar-II 765kV D/c line: 765 kV line bays –2													

S.No.	Name of the ISTS Licensee	Voltage level	Project Name	Asset name	Equipment type	Line name	Type of Conductor	No. of sub-Conductors	Line Length (ckt km)	YTC in Lakhs	Block	Order Status	Petition COD	Actual COD	Petition No.	Order date	Remarks
	<b>Transmission Limited</b>	765		4) 1x330 MVAR switchable line reactor for each circuit at Sikar-II end of Bhadla-II PS – Sikar-II 765kV D/c line. 330MVAR, 765 kV reactor-2 Switching equipment for 765 kV reactor – 2											22		
		765		5) 1x240MVAR switchable line reactor for each circuit at Bhadla-II end of Bhadla-II PS – Sikar-II 765kV D/c line 240 MVAR, 765 kV reactor-2 Switching equipment for 765 kV reactor – 2													
		400		6) Sikar-II – Neemrana 400kV D/c line (Twin HTLS)	Line	6) Sikar-II – Neemrana 400kV D/c line (Twin HTLS)	HTLS (ACSS)	2	167								
		400		7) 2 no. of 400 kV line bays at Neemrana for Sikar-II – Neemrana 400kV D/c line (Twin HTLS)													
										<b>418268</b>							