



भारत सरकार Government of India
विद्युत मंत्रालय Ministry of Power
उत्तर पूर्वी क्षेत्रीय विद्युत समिति
North Eastern Regional Power Committee
लपालांग शिलांग 793006
Lapalang, Shillong 793006

क्रमांक: एनईआरपीसी/कॉम/आरईए/2023//
No. NERPC/COM/ REA/2023/01-39

दिनांक: 02 अप्रैल 2024
Dt: April 2, 2024

सेवा में / To,
संलग्न सूची के अनुसार
As per list enclosed.

विषय / Sub: मार्च 2024 माह के लिए अनंतिम क्षेत्रीय ऊर्जा खाते (आरईए) के संबंध में/Provisional Regional Energy Accounts (REA) for the month of March 2024- reg.

सर/मैडम,

Sir/Madam

मार्च 2024 महीने के लिए अनंतिम क्षेत्रीय ऊर्जा खातों (आरईए) की एक प्रति आवश्यक कार्रवाई के लिए संलग्न है। आरईए को सीईआरसी के टैरिफ विनियमन, 2019-2024 के अनुसार तैयार किया गया है। यह एनईआरपीसी की वेबसाइट <https://www.nerpc.gov.in> पर भी उपलब्ध है।

घटक अपने अवलोकन/टिप्पणियाँ, यदि कोई हों, खाते के जारी होने की तारीख से 15 दिनों के भीतर भेज सकते हैं। यदि घटकों से कोई संचार प्राप्त नहीं होता है, तो जारी किए गए आरईए को अंतिम आरईए माना जाएगा। इस आरईए में यूआरएस समायोजित आवंटन और द्विपक्षीय आदान-प्रदान शामिल हैं।

A copy of Provisional Regional Energy Accounts (REA) for the month of March 2024 is enclosed herewith for necessary action. The REA has been prepared in accordance with the CERC's Tariff Regulation, 2019-2024. The same is also available on NERPC website <https://www.nerpc.gov.in>.

Constituents may send their observation/ comments, if any on the same within 15 days from the date of issue of the account. In case no communication is received from constituents, the REA as issued would be treated as final REA. This REA includes URS adjusted allocations and Bilateral Exchanges.

Enclosed - As above
संलग्न - उपरोक्तानुसार

भवदीय / Yours faithfully,

(अभिजीत अग्रवाल/ Abhijeet Agarwal)
उप निदेशक/Deputy Director
कार्यपालक अभियंता/Executive Engineer
वाणिज्य / Commercial

पत्तों की सूची /List of Addressees:

1. CMD, TSECL, Bidyut Bhawan, Agartala – 799 001
2. Director (Distribution), MePDCL, Lumjingshai, S.R. Road, Shillong – 793 001
3. Engineer-in-Chief (P&E), P&E Dept., Govt. of Mizoram, Aizawl – 796 001
4. Chief General Manager (Comml), APDCL, Bijulee Bhawan, Paltan Bazar, Guwahati – 781 001
5. Chief Engineer (Comm), Dept. of Power, Govt. of Arunachal Pradesh, Itanagar – 791 111
6. Managing Director, MSPDCL, Keishampat, Imphal-795 001.
7. E-in-C, Dept. of Power, Govt. of Nagaland, Kohima – 797 001
8. Chief Engineer, Loktak HE Project, Vidyut Vihar, Komkeirap, Manipur – 795 124
9. Executive Director (Comml.), NEEPCO Ltd., Lower New Colony, Shillong – 793 003
10. Executive Director, NERTS, POWERGRID, Lapalang, Shillong – 793 006
11. Managing Director, OTPC, Core 4 & Central, 10th Floor, SCOPE Minar, Laxmi Nagar, Delhi –110092
12. GM (Comml.), NTPC, 3rd Floor OLIC building, Plot No.N.17/2, Nayapalli, Bhubaneshwar-12
13. CE (G. M.), CEA, SewaBhawan, R.K.Puram, New Delhi – 110 066.
14. G. M., NERLDC, Lower Nongraha, Dongtieh, Lapalang, Shillong - 6.
15. C.G.M (SLDC) AEGCL, Kahelipara, Guwahati.
16. Gen. Manager (Comml.), NHPC Ltd., NHPC Office complex, Sector –33, Faridabad-121003.
17. G.M (Commercial) APDCL, Bijulee Bhawan, Paltan Bazar, Guwahati - 781 001.
18. General Manager, Ranganadi HEP, NEEPCO, Yazlee, Ar. Pradesh
19. Project Manager, Doyang HEP, NEEPCO, Nagaland
20. Project Manager, AGBPP, NEEPCO Ltd., No. –III, Vill. Bokuloni, Dibrugarh, Assam.
21. Project Manager, AGTPP, NEEPCO Ltd., Ramchandranagar, Agartala, Tripura West- 799008.
22. Dy. G. M (Elect.), Kopili HEP, NEEPCO Ltd., Umrangso, N.C. Hills, Assam.
23. Supdt. Engr. (System Management) MeECL, Lumjingshai, Short Round Road, Shillong.
24. Supdt. Engr. (Commercial) Deptt. of Electricity, Govt.of Manipur, Keisampet, Imphal. 795001
25. Executive Engineer, MSLDC, P & E Dept., Chaltlang, Aizawl- 796012.
26. Supdt. Engr. Dimapur Sub-station Deptt. of Power, Govt.of Nagaland, Dimapur.
27. Dy. G. M. (Commercial) NERTS, Lower Nongraha, Dongtieh, Lapalang, Shillong - 6.
28. Dy. General Manager (ER), POWERGRID, Boring Road, Alankar Place, Patna - 800 001
29. DGM (Comml), OTPC, Core 4 & Central, 10th Floor, SCOPE Minar, Laxmi Nagar, Delhi – 110092
30. DGM (Comml.), NTPC, 3rd Floor OLIC building, Plot No.N.17/2, Nayapalli, Bhubaneshwar-12
31. AGM (Comml.), NTPC, Bongaigaon Thermal Power Project, P.O Salakati, Kokrajhar-783369
32. Addl. General Manager, Comml & Sys. Opn., TSECL, Banamalipur, Agartala.-799001.
33. Ex. Engr., SLDC, Deptt. of Power, Itanagar, Ar. Pradesh – 791 111
34. CEO, NVVN Ltd., 7th Floor, Scope Complex, Lodhi Road, N.Delhi- 110 003
35. Power Trading Corpn. of India Ltd., 2nd Floor, NBCC Tower, 15-Bhikaji Cama Place, New Delhi – 66.
36. Member Secretary, NRPC, 18-A, Shaheed Jeet Singh Marg, Katwaria Sarai, New Delhi-110016.
37. Member Secretary, ERPC, 14, Golf Club Road, Kolkata- 700 033.
38. Member Secretary, WRPC, Plot No F-3, MIDC Area, Opp Seepz, Marol, Andheri (E), Mumbai-400 093.
39. Member Secretary, SRPC, 29, Race Course Road, Bangalore- 560009.



(अभिजीत अग्रवाल/ Abhijeet Agarwal)
उप निदेशक/Deputy Director
कार्यपालक अभियंता/Executive Engineer
वाणिज्य / Commercial

NORTH EASTERN REGIONAL POWER COMMITTEE, SHILLONG
REGIONAL ENERGY ACCOUNT FOR THE MONTH OF March-2024

RANGANADI			
Sr. No.	Details	Units	Figure
1	Installed Capacity	MW	405
2	Free Energy for Home State (FEHS)	in %	12
3	Scheduled energy (ex-bus) for the month	KWh	56514940.15
4	Free Energy (ex-PP) of the month	KWh	6781792.818
5	Saleable Energy (ex-PP) of the month	KWh	49733147.33
6	Cumulative scheduled energy including current month	MWh	1168816.944
7	Plant Availability Factor achieved during the month (PAFM)	in %	86.19649301
8	Cumulative Plant Availability Factor achieved upto the month	in %	94.62325474


BILLING STATEMENT				
Beneficiaries	Share allocation for the current month (%)	Drawal Schedule of Beneficiaries MWH	Billing Schedule of Beneficiaries MWH	Unrequisitioned Energy for current month (MWh)
ARUNACHAL PRADESH	18.4617	9810.4705	3028.6777	630.6222
ASSAM	43.3284	24504.5190	24504.5190	0.0000
HVDC BNC	0.0000	0.0000	0.0000	0.0000
MANIPUR	8.3704	4967.6482	4967.6482	0.0000
MEGHALAYA	11.5062	6507.3546	6507.3546	0.0000
MIZORAM	5.7037	3225.7489	3225.7489	0.0000
NAGALAND	5.3333	3016.2844	3016.2844	0.0000
TRIPURA	7.2963	4482.9145	4482.9145	0.0000
GOA	0.0000	0.0000	0.0000	0.0000
HARYANA	0.0000	0.0000	0.0000	0.0000
UTTAR PRADESH	0.0000	0.0000	0.0000	0.0000
CHATTISGARH	0.0000	0.0000	0.0000	0.0000
TAMIL NADU	0.0000	0.0000	0.0000	0.0000
UTTRAKHAND	0.0000	0.0000	0.0000	0.0000
KERALA	0.0000	0.0000	0.0000	0.0000
TELANAGANA	0.0000	0.0000	0.0000	0.0000
Andhra Pradesh	0.0000	0.0000	0.0000	0.0000
REG MEGHALAYA		0.0000		
TOTAL	100.0000	56514.9402	49733.1473	630.6222


 कार्यवाहक अभियंता Executive Engineer
 तृ तृ तृ तृ NERPC
 महान बिजली मंत्रालय Min of Power
 उत्तर प्रदेश Govt of India
 शिल्लॉंग Shillong

NORTH EASTERN REGIONAL POWER COMMITTEE, SHILLONG
REGIONAL ENERGY ACCOUNT FOR THE MONTH OF March-2024

LOKTAK			
Sr. No.	Details	Units	Figure
1	Installed Capacity	MW	105
2	Free Energy for Home State (FEHS)	in %	12
3	Scheduled energy (ex-bus) for the month	KWh	12432891.29
4	Free Energy (ex-PP) of the month	KWh	1491946.955
5	Saleable Energy (ex-PP) of the month	KWh	10940944.33
6	Cumulative scheduled energy including current month	MWh	289308.3685
7	Plant Availability Factor achieved during the month (PAFM)	in %	92.47311828
8	Cumulative Plant Availability Factor achieved upto the month	in %	80.44838873


BILLING STATEMENT				
Beneficiaries	Share allocation for the current month (%)	Drawal Schedule of Beneficiaries MWH	Billing Schedule of Beneficiaries MWH	Unrequisitioned Energy for current month (MWh)
ARUNACHAL PRADESH	4.9434	330.0405	330.0405	286.7643
ASSAM	29.4467	3674.1680	3674.1680	0.0000
HVDC BNC	0.0000	0.0000	0.0000	0.0000
MANIPUR	30.1170	3981.2981	2489.3512	0.0000
MEGHALAYA	12.3881	1545.7051	1545.7051	0.0000
MIZORAM	5.0247	626.9444	626.9444	0.0000
NAGALAND	6.4292	802.1991	802.1991	0.0000
TRIPURA	11.6510	1472.5360	1472.5360	0.0000
GOA	0.0000	0.0000	0.0000	0.0000
HARYANA	0.0000	0.0000	0.0000	0.0000
UTTAR PRADESH	0.0000	0.0000	0.0000	0.0000
CHATTISGARH	0.0000	0.0000	0.0000	0.0000
TAMIL NADU	0.0000	0.0000	0.0000	0.0000
UTTRAKHAND	0.0000	0.0000	0.0000	0.0000
KERALA	0.0000	0.0000	0.0000	0.0000
TELANAGANA	0.0000	0.0000	0.0000	0.0000
Andhra Pradesh	0.0000	0.0000	0.0000	0.0000
REG MEGHALAYA		0.0000		
TOTAL	100.0000	12432.8913	10940.9443	286.7643


 कार्यवाहक अभियंता Executive Engineer
 उ. पू. वि. म. N.E.R.P.C.
 बिहार सड़क विभाग Min of Power
 जल विभाग Govt of India
 शिल्लोंग Shillong

NORTH EASTERN REGIONAL POWER COMMITTEE, SHILLONG
REGIONAL ENERGY ACCOUNT FOR THE MONTH OF March-2024

KHANDONG			
Sr. No.	Details	Units	Figure
1	Installed Capacity	MW	50
2	Free Energy for Home State (FEHS)	in %	12
3	Scheduled energy (ex-bus) for the month	KWh	0
4	Free Energy (ex-PP) of the month	KWh	0
5	Saleable Energy (ex-PP) of the month	KWh	0
6	Cumulative scheduled energy including current month	MWh	0
7	Plant Availability Factor achieved during the month (PAFM)	in %	0
8	Cumulative Plant Availability Factor achieved upto the month	in %	0


BILLING STATEMENT				
Beneficiaries	Share allocation for the current month (%)	Drawal Schedule of Beneficiaries MWH	Billing Schedule of Beneficiaries MWH	Unrequisitioned Energy for current month (MWh)
ARUNACHAL PRADESH	4.1925	0.0000	0.0000	0.0000
ASSAM	56.2800	0.0000	0.0000	0.0000
HVDC BNC	0.0000	0.0000	0.0000	0.0000
MANIPUR	6.6560	0.0000	0.0000	0.0000
MEGHALAYA	16.9000	0.0000	0.0000	0.0000
MIZORAM	3.9350	0.0000	0.0000	0.0000
NAGALAND	6.6500	0.0000	0.0000	0.0000
TRIPURA	5.4775	0.0000	0.0000	0.0000
GOA	0.0000	0.0000	0.0000	0.0000
HARYANA	0.0000	0.0000	0.0000	0.0000
UTTAR PRADESH	0.0000	0.0000	0.0000	0.0000
CHATTISGARH	0.0000	0.0000	0.0000	0.0000
TAMIL NADU	0.0000	0.0000	0.0000	0.0000
UTTRAKHAND	0.0000	0.0000	0.0000	0.0000
KERALA	0.0000	0.0000	0.0000	0.0000
TELANAGANA	0.0000	0.0000	0.0000	0.0000
Andhra Pradesh	0.0000	0.0000	0.0000	0.0000
REG MEGHALAYA		0.0000		
TOTAL	100.0910	0.0000	0.0000	0.0000


 कार्यवाहक अभियंता Executive Engineer
 उ. पू. वि. म. N. E. R. P. C.
 विद्युत विभाग Min. of Power
 जम्मू काश्मीर Govt. of India
 शिल्लोंग Shillong

NORTH EASTERN REGIONAL POWER COMMITTEE, SHILLONG
REGIONAL ENERGY ACCOUNT FOR THE MONTH OF March-2024

KOPILI			
Sr. No.	Details	Units	Figure
1	Installed Capacity	MW	200
2	Free Energy for Home State (FEHS)	in %	12
3	Scheduled energy (ex-bus) for the month	KWh	24803118.41
4	Free Energy (ex-PP) of the month	KWh	2976374.209
5	Saleable Energy (ex-PP) of the month	KWh	21826744.2
6	Cumulative scheduled energy including current month	MWh	281141.4814
7	Plant Availability Factor achieved during the month (PAFM)	in %	73.38709677
8	Cumulative Plant Availability Factor achieved upto the month	in %	38.3265857


BILLING STATEMENT				
Beneficiaries	Share allocation for the current month (%)	Drawal Schedule of Beneficiaries MWH	Billing Schedule of Beneficiaries MWH	Unrequisitioned Energy for current month (MWh)
ARUNACHAL PRADESH	5.1925	867.2078	867.2078	28.5769
ASSAM	53.4550	13480.6561	11992.4690	0.0000
HVDC BNC	0.0000	0.0000	0.0000	0.0000
MANIPUR	7.3900	1873.5501	1873.5501	0.0000
MEGHALAYA	17.4000	4388.0539	2899.8668	0.0000
MIZORAM	4.6100	1162.5820	1162.5820	0.0000
NAGALAND	6.1500	1550.9502	1550.9502	0.0000
TRIPURA	5.8025	1480.1183	1480.1183	0.0000
GOA	0.0000	0.0000	0.0000	0.0000
HARYANA	0.0000	0.0000	0.0000	0.0000
UTTAR PRADESH	0.0000	0.0000	0.0000	0.0000
CHATTISGARH	0.0000	0.0000	0.0000	0.0000
TAMIL NADU	0.0000	0.0000	0.0000	0.0000
UTTRAKHAND	0.0000	0.0000	0.0000	0.0000
KERALA	0.0000	0.0000	0.0000	0.0000
TELANAGANA	0.0000	0.0000	0.0000	0.0000
Andhra Pradesh	0.0000	0.0000	0.0000	0.0000
REG MEGHALAYA		0.0000		
TOTAL	100.0000	24803.1184	21826.7442	28.5769


 कार्यवाहक अभियंता Executive Engineer
 उत्तर पूर्वी क्षेत्र N.E.R.P.C.
 बिहार विभाग Min of Power
 2024 शिल्लॉंग Govt of India
 Shillong

NORTH EASTERN REGIONAL POWER COMMITTEE, SHILLONG
REGIONAL ENERGY ACCOUNT FOR THE MONTH OF March-2024

KOPILI-2			
Sr. No.	Details	Units	Figure
1	Installed Capacity	MW	25
2	Free Energy for Home State (FEHS)	in %	12
3	Scheduled energy (ex-bus) for the month	KWh	2700000
4	Free Energy (ex-PP) of the month	KWh	324000
5	Saleable Energy (ex-PP) of the month	KWh	2376000
6	Cumulative scheduled energy including current month	MWh	147612.3607
7	Plant Availability Factor achieved during the month (PAFM)	in %	18.80632101
8	Cumulative Plant Availability Factor achieved upto the month	in %	72.01721201


BILLING STATEMENT				
Beneficiaries	Share allocation for the current month (%)	Drawal Schedule of Beneficiaries MWH	Billing Schedule of Beneficiaries MWH	Unrequisitioned Energy for current month (MWh)
ARUNACHAL PRADESH	5.9930	161.8113	161.8113	0.0000
ASSAM	52.3577	1413.6567	1251.6567	0.0000
HVDC BNC	0.0000	0.0000	0.0000	0.0000
MANIPUR	6.9483	187.6032	187.6032	0.0000
MEGHALAYA	13.6731	369.1728	207.1728	0.0000
MIZORAM	6.0384	163.0368	163.0368	0.0000
NAGALAND	5.7317	154.7568	154.7568	0.0000
TRIPURA	9.2579	249.9624	249.9624	0.0000
GOA	0.0000	0.0000	0.0000	0.0000
HARYANA	0.0000	0.0000	0.0000	0.0000
UTTAR PRADESH	0.0000	0.0000	0.0000	0.0000
CHATTISGARH	0.0000	0.0000	0.0000	0.0000
TAMIL NADU	0.0000	0.0000	0.0000	0.0000
UTTRAKHAND	0.0000	0.0000	0.0000	0.0000
KERALA	0.0000	0.0000	0.0000	0.0000
TELANAGANA	0.0000	0.0000	0.0000	0.0000
Andhra Pradesh	0.0000	0.0000	0.0000	0.0000
REG MEGHALAYA		0.0000		
TOTAL	100.0000	2700.0000	2376.0000	0.0000


 कार्यवाहक अभियंता Executive Engineer
 उत्तर पूर्वी क्षेत्र NERPC
 विभाग, बिहार Ministry of Power
 जयपुर रोड, शिल्लॉंग Govt. of India
 788001 Shillong

NORTH EASTERN REGIONAL POWER COMMITTEE, SHILLONG
REGIONAL ENERGY ACCOUNT FOR THE MONTH OF March-2024

DOYANG			
Sr. No.	Details	Units	Figure
1	Installed Capacity	MW	75
2	Free Energy for Home State (FEHS)	in %	12
3	Scheduled energy (ex-bus) for the month	KWh	1755935.592
4	Free Energy (ex-PP) of the month	KWh	210712.271
5	Saleable Energy (ex-PP) of the month	KWh	1545223.321
6	Cumulative scheduled energy including current month	MWh	157889.0281
7	Plant Availability Factor achieved during the month (PAFM)	in %	26.01715206
8	Cumulative Plant Availability Factor achieved upto the month	in %	61.33179207


BILLING STATEMENT				
Beneficiaries	Share allocation for the current month (%)	Drawal Schedule of Beneficiaries MWH	Billing Schedule of Beneficiaries MWH	Unrequisitioned Energy for current month (MWh)
ARUNACHAL PRADESH	6.8549	53.8763	53.8763	71.3845
ASSAM	43.8062	800.4798	800.4798	0.0000
HVDC BNC	0.0000	0.0000	0.0000	0.0000
MANIPUR	7.8644	143.7086	143.7086	0.0000
MEGHALAYA	11.4578	209.3703	209.3703	0.0000
MIZORAM	5.2467	95.8734	95.8734	0.0000
NAGALAND	17.9689	328.3492	117.6370	0.0000
TRIPURA	6.8011	124.2780	124.2780	0.0000
GOA	0.0000	0.0000	0.0000	0.0000
HARYANA	0.0000	0.0000	0.0000	0.0000
UTTAR PRADESH	0.0000	0.0000	0.0000	0.0000
CHATTISGARH	0.0000	0.0000	0.0000	0.0000
TAMIL NADU	0.0000	0.0000	0.0000	0.0000
UTTRAKHAND	0.0000	0.0000	0.0000	0.0000
KERALA	0.0000	0.0000	0.0000	0.0000
TELANAGANA	0.0000	0.0000	0.0000	0.0000
Andhra Pradesh	0.0000	0.0000	0.0000	0.0000
REG MEGHALAYA		0.0000		
TOTAL	100.0000	1755.9356	1545.2233	71.3845


 प्रायोगिक अभियंता Executive Engineer
 उत्तर पूर्व क्षेत्र NER PC
 विद्युत विभाग Min of Power
 जल विभाग Govt of India
 शिल्लोंग Shillong

NORTH EASTERN REGIONAL POWER COMMITTEE, SHILLONG
REGIONAL ENERGY ACCOUNT FOR THE MONTH OF March-2024

PARE			
Sr. No.	Details	Units	Figure
1	Installed Capacity	MW	110
2	Free Energy for Home State (FEHS)	in %	13
3	Scheduled energy (ex-bus) for the month	KWh	18169205.54
4	Free Energy (ex-PP) of the month	KWh	2361996.721
5	Saleable Energy (ex-PP) of the month	KWh	15807208.82
6	Cumulative scheduled energy including current month	MWh	440800.8088
7	Plant Availability Factor achieved during the month (PAFM)	in %	93.82502048
8	Cumulative Plant Availability Factor achieved upto the month	in %	95.02012224


BILLING STATEMENT				
Beneficiaries	Share allocation for the current month (%)	Drawal Schedule of Beneficiaries MWH	Billing Schedule of Beneficiaries MWH	Unrequisitioned Energy for current month (MWh)
ARUNACHAL PRADESH	18.8652	3299.0821	937.0854	158.4768
ASSAM	40.5109	7424.7109	7424.7109	0.0000
HVDC BNC	0.0000	0.0000	0.0000	0.0000
MANIPUR	8.3523	1530.7780	1530.7780	0.0000
MEGHALAYA	13.3364	2444.2464	2444.2464	0.0000
MIZORAM	5.7659	1056.7574	1056.7574	0.0000
NAGALAND	5.3955	988.8616	988.8616	0.0000
TRIPURA	7.7739	1424.7692	1424.7692	0.0000
GOA	0.0000	0.0000	0.0000	0.0000
HARYANA	0.0000	0.0000	0.0000	0.0000
UTTAR PRADESH	0.0000	0.0000	0.0000	0.0000
CHATTISGARH	0.0000	0.0000	0.0000	0.0000
TAMIL NADU	0.0000	0.0000	0.0000	0.0000
UTTRAKHAND	0.0000	0.0000	0.0000	0.0000
KERALA	0.0000	0.0000	0.0000	0.0000
TELANAGANA	0.0000	0.0000	0.0000	0.0000
Andhra Pradesh	0.0000	0.0000	0.0000	0.0000
REG MEGHALAYA		0.0000		
TOTAL	100.0000	18169.2055	15807.2088	158.4768


 कार्यपालक अभियंता Executive Engineer
 उत्तर पूर्व क्षेत्र N.E.R.P.C.
 विद्युत विभाग Min of Power
 शिल्लोंग Govt of India
 Shillong

NORTH EASTERN REGIONAL POWER COMMITTEE, SHILLONG
REGIONAL ENERGY ACCOUNT FOR THE MONTH OF March-2024

KAMENG			
Sr. No.	Details	Units	Figure
1	Installed Capacity	MW	600
2	Free Energy for Home State (FEHS)	in %	12
3	Scheduled energy (ex-bus) for the month	KWh	147517196.1
4	Free Energy (ex-PP) of the month	KWh	17702063.53
5	Saleable Energy (ex-PP) of the month	KWh	129815132.6
6	Cumulative scheduled energy including current month	MWh	1096864.103
7	Plant Availability Factor achieved during the month (PAFM)	in %	80.05202211
8	Cumulative Plant Availability Factor achieved upto the month	in %	87.04453441

BILLING STATEMENT				
Beneficiaries	Share allocation for the current month (%)	Drawal Schedule of Beneficiaries MWH	Billing Schedule of Beneficiaries MWH	Unrequisitioned Energy for current month (MWh)
ARUNACHAL PRADESH	13.8333	19908.1067	2206.0431	491.7543
ASSAM	10.8333	15975.7947	15975.7947	0.0000
HVDC BNC	0.0000	0.0000	0.0000	0.0000
MANIPUR	0.0000	0.0000	0.0000	0.0000
MEGHALAYA	2.5000	3686.7220	3686.7220	0.0000
MIZORAM	0.0000	0.0000	0.0000	0.0000
NAGALAND	1.5000	2212.0332	2212.0332	0.0000
TRIPURA	0.0000	0.0000	0.0000	0.0000
GOA	0.3333	0.0000	0.0000	0.0000
HARYANA	2.1667	3195.1594	3195.1594	0.0000
UTTAR PRADESH	9.1667	13517.9808	13517.9808	0.0000
CHATTISGARH	2.1667	3195.1594	3195.1594	0.0000
TAMIL NADU	0.0000	0.0000	0.0000	0.0000
UTTRAKHAND	0.0000	0.0000	0.0000	0.0000
KERALA	0.0000	0.0000	0.0000	0.0000
TELANAGANA	0.0000	0.0000	0.0000	0.0000
Andhra Pradesh	0.0000	0.0000	0.0000	0.0000
REG MEGHALAYA		0.0000		
MERCHANT POWER	57.5000	85826.2399	85826.2399	
TOTAL	100.0000	147517.1961	129815.1326	491.7543



 कार्यवाहक अभियंता Executive Engineer
 उत्तर पूर्वी क्षेत्र N.E.R.P.C.
 विद्युत विभाग Min of Power
 जम्मू कश्मीर Govt of India
 शिल्लोंग Shillong

NORTH EASTERN REGIONAL POWER COMMITTEE, SHILLONG
REGIONAL ENERGY ACCOUNT FOR THE MONTH OF March-2024

AGBPP			
Sr. No.	Details	Units	Figure
1	Plant Availability Factor (PEAK) (PAFMp) for current month	in %	81.87
2	Plant Availability Factor (OFF-PEAK) (PAFMop) for current month	in %	82.69
3	Cum. Plant Availability Factor (PEAK) upto current (Cum. PAFp) for High Demand Season	in %	73.96
4	Cum. Plant Availability Factor (OFF-PEAK) upto current (Cum. PAFop) for High Demand Season	in %	74.64
5	Cum. Plant Availability Factor (PEAK) upto current month (Cum. PAFp) for Low Demand Season	in %	77.04
6	Cum. Plant Availability Factor (OFF-PEAK) upto current month (Cum. PAFop) for Low Demand Season	in %	77.81
7	Normative Plant Availability Factor (NAPAF)	in %	72.00
8	Plant Load Factor for current month	in %	64.44
9	Cum. Plant Load Factor upto current month	in %	60.19
10	NAPLF	in %	85.00

BILLING STATEMENT						
Beneficiaries	Wt.	Schedule Energy for current month (MWh)		Cum. Schedule Energy upto current month (MWh)	Unrequisitioned Energy for current month (MWh)	Cum. Unrequisitioned Energy upto current month (MWh)
		Peak Schedule Energy(MWh)	Off Peak Schedule Energy(MWh)			
ARUNACHAL PRADESH	5.6923	495.7501	8258.5178	98458.4079	1139.1909	10310.4945
ASSAM	56.5013	14457.0211	60044.0703	919988.7192	23672.7562	164363.8222
HVDC BNC	0.0000	0.0000	0.0000	0.0000	0.0000	0.0000
MANIPUR	8.1077	2329.4319	11731.4595	138844.7420	31.1436	17804.7207
MEGHALAYA	11.8121	3158.5527	16228.4390	213132.4871	1143.5902	12620.6897
MIZORAM	5.4089	514.4270	2220.2792	32292.6355	6768.7786	71013.3404
NAGALAND	5.8099	1321.7164	7304.0151	81257.7402	1472.5822	29799.6830
TRIPURA	6.6678	1729.8120	4934.9027	74316.0619	4919.6842	59375.4645
GOA	0.0000	0.0000	0.0000	0.0000	0.0000	0.0000
HARYANA	0.0000	0.0000	0.0000	0.0000	0.0000	0.0000
UTTAR PRADESH	0.0000	0.0000	0.0000	0.0000	0.0000	0.0000
CHATTISGARH	0.0000	0.0000	0.0000	0.0000	0.0000	0.0000
TAMIL NADU	0.0000	0.0000	0.0000	0.0000	0.0000	0.0000
UTTRAKHAND	0.0000	0.0000	0.0000	0.0000	0.0000	0.0000
KERALA	0.0000	0.0000	0.0000	0.0000	0.0000	0.0000
TELANGANA	0.0000	0.0000	0.0000	940.9837	0.0000	0.0000
Andhra Pradesh	0.0000	0.0000	0.0000	24.5361	0.0000	0.0000
REG MEGHALAYA		0.0000	0.0000			
TOTAL	100.0000	24006.7112	110721.6836	1559256.3135	39147.7260	365288.2149

RRAS(MWH)	
RRAS UP	237.15
RRAS DOWN	753.52



 कार्यवाहक अभियंता Executive Engineer
 ई. ए. पी. सी. N.E.R.P.C.
 विद्युत विभाग Min of Power
 शासक संघ Govt of India
 शिल्लोंग Shillong

NORTH EASTERN REGIONAL POWER COMMITTEE, SHILLONG
REGIONAL ENERGY ACCOUNT FOR THE MONTH OF March-2024

AGTCCPP			
Sr. No.	Details	Units	Figure
1	Plant Availability Factor (PEAK) (PAFMp) for current month	in %	45.93
2	Plant Availability Factor (OFF-PEAK) (PAFMop) for current month	in %	46.59
3	Cum. Plant Availability Factor (PEAK) upto current (Cum. PAFp) for High Demand Season	in %	66.55
4	Cum. Plant Availability Factor (OFF-PEAK) upto current (Cum. PAFop) for High Demand Season	in %	69.01
5	Cum. Plant Availability Factor (PEAK) upto current month (Cum. PAFp) for Low Demand Season	in %	60.87
6	Cum. Plant Availability Factor (OFF-PEAK) upto current month (Cum. PAFop) for Low Demand Season	in %	63.36
7	Normative Plant Availability Factor (NAPAF)	in %	85.00
8	Plant Load Factor for current month	in %	37.48
9	Cum. Plant Load Factor upto current month	in %	52.59
10	NAPLF	in %	85.00

BILLING STATEMENT						
Beneficiaries	Wt.	Schedule Energy for current month (MWh)		Cum. Schedule Energy upto current month (MWh)	Unrequisitioned Energy for current month (MWh)	Cum. Unrequisitioned Energy upto current month (MWh)
		Peak Schedule Energy(MWh)	Off Peak Schedule Energy(MWh)			
ARUNACHAL PRADESH	6.7020	154.6410	2437.5517	43787.6523	326.1535	3989.1424
ASSAM	43.7163	2909.2864	12718.8087	280698.3832	3416.8740	32464.4932
HVDC BNC	0.0000	0.0000	0.0000	0.0000	0.0000	0.0000
MANIPUR	8.2258	590.0284	2992.6755	55397.2663	0.0000	3291.7782
MEGHALAYA	12.6338	860.4906	4437.7698	86909.8801	204.3654	3175.6852
MIZORAM	6.0050	196.2516	685.2803	14367.9887	1732.5323	28031.6786
NAGALAND	5.7377	343.5384	1903.3106	31236.7377	252.1137	9700.5583
TRIPURA	16.9794	1112.5309	3123.9079	70172.1139	3164.3665	53487.7259
GOA	0.0000	0.0000	0.0000	0.0000	0.0000	0.0000
HARYANA	0.0000	0.0000	0.0000	0.0000	0.0000	0.0000
UTTAR PRADESH	0.0000	0.0000	0.0000	0.0000	0.0000	0.0000
CHATTISGARH	0.0000	0.0000	0.0000	0.0000	0.0000	0.0000
TAMIL NADU	0.0000	0.0000	0.0000	0.0000	0.0000	0.0000
UTTRAKHAND	0.0000	0.0000	0.0000	0.0000	0.0000	0.0000
KERALA	0.0000	0.0000	0.0000	0.0000	0.0000	0.0000
TELANGANA	0.0000	0.0000	0.0000	477.9677	0.0000	0.0000
Andhra Pradesh	0.0000	0.0000	0.0000	9.2285	0.0000	0.0000
REG MEGHALAYA	0.0000	0.0000	0.0000	0.0000	0.0000	0.0000
TOTAL	100.0000	6166.7673	28299.3045	583057.2184	9096.4055	134141.0617

RRAS(MWH)	
RRAS UP	658.54
RRAS DOWN	5.08


 कार्यवाहक अभियंता Executive Engineer
 ई. ए. पी. सी. NERPC
 भारत सरकार Min of Power
 जम्मू कश्मीर Govt of India
 शिल्लोंग Shillong


NORTH EASTERN REGIONAL POWER COMMITTEE, SHILLONG
REGIONAL ENERGY ACCOUNT FOR THE MONTH OF March-2024

BGTPP			
Sr. No.	Details	Units	Figure
1	Plant Availability Factor (PEAK) (PAFmp) for current month	in %	95.26
2	Plant Availability Factor (OFF-PEAK) (PAFMop) for current month	in %	94.54
3	Cum. Plant Availability Factor (PEAK) upto current (Cum. PAFp) for High Demand Season	in %	100.26
4	Cum. Plant Availability Factor (OFF-PEAK) upto current (Cum. PAFop) for High Demand Season	in %	100.58
5	Cum. Plant Availability Factor (PEAK) upto current month (Cum. PAFp) for Low Demand Season	in %	93.92
6	Cum. Plant Availability Factor (OFF-PEAK) upto current month (Cum. PAFop) for Low Demand Season	in %	94.12
7	Normative Plant Availability Factor (NAPAF)	in %	85.00
8	Plant Load Factor for current month	in %	79.99
9	Cum. Plant Load Factor upto current month	in %	77.66
10	NAPLF	in %	85.00

BILLING STATEMENT						
Beneficiaries	Wt.	Schedule Energy for current month (MWh)		Cum. Schedule Energy upto current month (MWh)	Unrequisitioned Energy for current month (MWh)	Cum. Unrequisitioned Energy upto current month (MWh)
		Peak Schedule Energy(MWh)	Off Peak Schedule Energy(MWh)			
ARUNACHAL PRADESH	5.1325	584.3655	20401.6831	206552.4979	3672.1110	80819.7585
ASSAM	57.4200	44506.5680	195831.9736	3023318.4622	35463.2907	203580.1286
HVDC BNC	0.2000	124.9267	640.2414	9603.8427	159.5152	1365.1231
MANIPUR	7.5050	6246.0255	29965.7369	347767.8346	52.6081	32755.9666
MEGHALAYA	7.0667	5563.0738	27384.8261	318451.6820	1010.9727	11325.5255
MIZORAM	5.4150	3134.1463	16355.9694	189144.3764	5637.9556	83242.7561
NAGALAND	4.9300	3520.9876	18543.3364	224803.9919	1534.9968	36022.8107
TRIPURA	7.6175	6923.6797	29338.5220	335566.5693	1142.5115	42433.8201
GOA	0.0000	0.0000	0.0000	0.0000	0.0000	0.0000
HARYANA	0.0000	0.0000	0.0000	0.0000	0.0000	0.0000
UTTAR PRADESH	0.0000	0.0000	0.0000	0.0000	0.0000	0.0000
CHATTISGARH	0.0000	0.0000	0.0000	0.0000	0.0000	0.0000
TAMIL NADU	0.0000	0.0000	0.0000	156542.5922	0.0000	35659.6846
UTTRAKHAND	4.7133	3799.2854	18853.2175	271762.8268	0.0000	0.0000
KERALA	0.0000	0.0000	0.0000	0.0000	0.0000	0.0000
TELANAGANA	0.0000	0.0000	0.0000	1116.9331	0.0000	0.0000
Andhra Pradesh	0.0000	0.0000	0.0000	0.0000	0.0000	0.0000
REG MEGHALAYA	0.0000	0.0000	0.0000	0.0000	0.0000	0.0000
TOTAL	100.0000	74403.0584	357315.5064	5084631.6091	48673.9616	527205.5738

RRAS(MWH)	
RRAS UP	558.86
RRAS DOWN	18523.15

SCED(MWH)	
SCED UP	17249.33
SCED DOWN	28935.89


 कार्यवाहक अभियंता Executive Engineer
 ई. ए. पी. सी. NERPC
 विद्युत विभाग Min of Power
 शिल्लोंग शाखा Govt of India
 शिल्लोंग Shillong

NORTH EASTERN REGIONAL POWER COMMITTEE, SHILLONG
REGIONAL ENERGY ACCOUNT FOR THE MONTH OF March-2024

PALATANA			
Sr. No.	Details	Units	Figure
1	Plant Availability Factor (PEAK) (PAFMp) for current month	in %	61.26
2	Plant Availability Factor (OFF-PEAK) (PAFMop) for current month	in %	62.17
3	Cum. Plant Availability Factor (PEAK) upto current (Cum. PAFp) for High Demand Season	in %	73.53
4	Cum. Plant Availability Factor (OFF-PEAK) upto current (Cum. PAFop) for High Demand Season	in %	75.21
5	Cum. Plant Availability Factor (PEAK) upto current month (Cum. PAFp) for Low Demand Season	in %	68.85
6	Cum. Plant Availability Factor (OFF-PEAK) upto current month (Cum. PAFop) for Low Demand Season	in %	69.77
7	Normative Plant Availability Factor (NAPAF)	in %	85.00
8	Plant Load Factor for current month	in %	61.99
9	Cum. Plant Load Factor upto current month	in %	70.77
10	NAPLF	in %	85.00

BILLING STATEMENT						
Beneficiaries	Wt.	Schedule Energy for current month (MWh)		Cum. Schedule Energy upto current month (MWh)	Unrequisitioned Energy for current month (MWh)	Cum. Unrequisitioned Energy upto current month (MWh)
		Peak Schedule Energy(MWh)	Off Peak Schedule Energy(MWh)			
ARUNACHAL PRADESH	3.0303	617.7736	8205.6569	122156.3816	999.5904	10521.2369
ASSAM	33.0579	17640.2016	89517.4179	1447855.3486	0.0000	462.3126
HVDC BNC	0.0000	0.0000	0.0000	0.0000	0.0000	0.0000
MANIPUR	7.1625	4231.2842	19398.0933	313950.0743	0.0000	800.3326
MEGHALAYA	10.8815	5790.6244	29435.6853	475371.3332	46.4080	1072.5281
MIZORAM	5.7851	3040.2684	15538.1589	243481.3457	174.1562	9812.2904
NAGALAND	7.1625	3799.4588	19385.0565	305738.1681	33.2901	7174.8112
TRIPURA	26.9972	15009.0694	73106.9248	1194307.7673	0.0000	358.5867
GOA	0.0000	0.0000	0.0000	0.0000	0.0000	0.0000
HARYANA	0.0000	0.0000	0.0000	0.0000	0.0000	0.0000
UTTAR PRADESH	0.0000	0.0000	0.0000	0.0000	0.0000	0.0000
CHATTISGARH	0.0000	0.0000	0.0000	0.0000	0.0000	0.0000
TAMIL NADU	0.0000	0.0000	0.0000	0.0000	0.0000	0.0000
UTTRAKHAND	0.0000	0.0000	0.0000	0.0000	0.0000	0.0000
KERALA	0.0000	0.0000	0.0000	0.0000	0.0000	0.0000
TELANAGANA	0.0000	0.0000	0.0000	0.0000	0.0000	0.0000
Andhra Pradesh	0.0000	0.0000	0.0000	0.0000	0.0000	0.0000
REG MEGHALAYA	0.0000	0.0000	0.0000	0.0000	0.0000	0.0000
TOTAL	94.0771	50128.6806	254586.9937	4102860.4188	1253.4447	30202.0986


 Executive Engineer
 N.E.R.P.C.
 Min of Power
 Govt of India
 Shillong

C. SHARE ALLOCATIONS % IN CS STATIONS FROM EASTERN REGION

Sl No.		Dadri-I	Farakka I & II	Farakka III	Kahalgaon I	Kahalgaon II	Talcher
1	Ar.Pradesh	0.000000	0.191917	0.000000	0.191747	0.000000	0.196898
2	Assam	21.310000	2.455737	0.000000	2.104847	5.093479	2.095419
3	Manipur	0.000000	0.000000	0.000000	0.000000	0.000000	0.000000
4	Meghalaya	0.000000	0.000000	0.000000	0.000000	0.000000	0.000000
5	Mizoram	0.000000	0.141736	0.000000	0.141610	0.000000	0.141736
6	Nagaland	0.000000	0.429803	0.000000	0.424460	0.000000	0.424823
7	Assam (NVVN Coal Power)	0.000000	0.091912	0.091912	0.091912	0.091912	0.091912


WEIGHTED AVERAGE ENTITLEMENT OF THE BENEFICIARIES FOR THE MONTH

Beneficiaries	Weighted Average Entitlement for the current		Weighted Average		Total Entitlement for the current month of	
	in MW	in (%)	in MW	in (%)	in MW	in (%)
Ar. Pradesh	288.6158	9.7307	6.6503	1.3075	295.2661	8.4976
Assam*	1388.8624	46.8256	482.4329	94.8460	1871.2953	53.8551
Manipur	245.9927	8.2937	0.0000	0.0000	245.9927	7.0796
Meghalaya	349.6773	11.7894	0.0000	0.0000	349.6773	10.0636
Mizoram	137.5169	4.6364	4.8747	0.9584	142.3915	4.0980
Nagaland**	187.1734	6.3106	14.6905	2.8882	201.8639	5.8096
Tripura	366.6964	12.3632	0.0000	0.0000	366.6964	10.5534
HVDC@	1.5000	0.0506	0.0000	0.0000	1.5000	0.0432
Total	2966.0348	100.0000	508.6484	100.0000	3474.6832	100.0000

*Includes entitlement for bundling with solar power.

**NAGALAND SHARE ENHANCED BY 25 MW FROM OTPC MERCHANT POWER W.E.F. 01.01.2022 00:00 HRS.

Note: 1. #The allocation outside NER includes (a) 144.10 to ASSAM from Mangdechu HEP. (b) 179.004 MW to Assam from Dadari-I w.e.f. 01.10.2023. 2. @ NTPC BGTPS Allocations revised w.e.f. 23.03.2021 .



 Executive Engineer
 NERPC
 Ministry of Power
 Govt. of India
 Shillong

**NORTH EASTERN REGIONAL POWER COMMITTEE
URS STATEMENT FOR THE MONTH OF March-2024**

Generator	Beneficiaries	% Share as per REA	% Share after URS Adjustment
AGBPP	ARUNACHAL PRADESH	5.6923	5.6840
	ASSAM	56.5013	56.4584
	HVDC BNC	0.0000	0.0000
	MANIPUR	8.1077	8.1077
	MEGHALAYA	11.8121	11.8116
	MIZORAM	5.4089	5.4678
	NAGALAND	5.8099	5.8090
	TRIPURA	6.6678	6.6616
	TOTAL	100.0000	100.0000

Generator	Beneficiaries	% Share as per REA	% Share after URS Adjustment
AGTCCPP	ARUNACHAL PRADESH	6.7020	6.6789
	ASSAM	43.7163	43.7315
	HVDC BNC	0.0000	0.0000
	MANIPUR	8.2258	8.2258
	MEGHALAYA	12.6338	12.6338
	MIZORAM	6.0050	5.9853
	NAGALAND	5.7377	5.7377
	TRIPURA	16.9794	17.0070
	TOTAL	100.0000	100.0000

Generator	Beneficiaries	% Share as per REA	% Share after URS Adjustment
BGTPP	ARUNACHAL PRADESH	5.1325	4.9614
	ASSAM	57.4200	57.4074
	HVDC BNC	0.2000	0.1991
	MANIPUR	7.5050	7.5458
	MEGHALAYA	7.0667	7.0652
	MIZORAM	5.4150	5.4037
	NAGALAND	4.9300	4.9180
	TRIPURA	7.6175	7.7861


 कार्यवाहक अभियंता Executive Engineer
 उ. पू. वि. म. N. E. R. P. C.
 बिहार मंत्रालय Min of Power
 जयपुर मार्ग Govt of India
 दिल्ली 110002 New Delhi

TAMIL NADU	0.0000	0.0000
UTTRAKHAND	4.7133	4.7133
TOTAL	100.0000	100.0000

Generator	Beneficiaries	% Share as per REA	% Share after URS Adjustment
PALATANA	ARUNACHAL PRADESH	3.0303	2.7354
	ASSAM	33.0579	33.0577
	HVDC BNC	0.0000	0.0000
	MANIPUR	7.1625	7.2896
	MEGHALAYA	10.8815	10.8787
	MIZORAM	5.7851	5.7777
	NAGALAND	7.1625	7.1552
	TRIPURA	26.9972	27.1829
	TOTAL	94.0771	94.0771

Generator	Beneficiaries	% Share as per REA	% Share after URS Adjustment
RANGANADI	ARUNACHAL PRADESH	18.4617	17.4181
	ASSAM	43.3284	43.3284
	HVDC BNC	0.0000	0.0000
	MANIPUR	8.3704	8.7837
	MEGHALAYA	11.5062	11.5062
	MIZORAM	5.7037	5.7037
	NAGALAND	5.3333	5.3333
	TRIPURA	7.2963	7.9266
	TOTAL	100.0000	100.0000

Generator	Beneficiaries	% Share as per REA	% Share after URS Adjustment
LOKTAK	ARUNACHAL PRADESH	4.9434	3.0016
	ASSAM	29.4467	29.4467
	HVDC BNC	0.0000	0.0000
	MANIPUR	30.1170	31.9082
	MEGHALAYA	12.3881	12.3881
	MIZORAM	5.0247	5.0247
	NAGALAND	6.4292	6.4292


 कार्यवाहक अभियंता Executive Engineer
 तृतीय वि. म. NERPC
 विद्युत विभाग Min of Power
 भारत सरकार Govt of India
 दिल्ली New Delhi

	TRIPURA	11.6510	11.8017
	TOTAL	100.0000	100.0000

Generator	Beneficiaries	% Share as per REA	% Share after URS Adjustment
KHANDONG	ARUNACHAL PRADESH	4.1925	0.0000
	ASSAM	56.2800	0.0000
	HVDC BNC	0.0000	0.0000
	MANIPUR	6.6560	0.0000
	MEGHALAYA	16.9000	0.0000
	MIZORAM	3.9350	0.0000
	NAGALAND	6.6500	0.0000
	TRIPURA	5.4775	0.0000
	TOTAL	100.0910	0.0000

Generator	Beneficiaries	% Share as per REA	% Share after URS Adjustment
KOPILI	ARUNACHAL PRADESH	5.1925	5.0867
	ASSAM	53.4550	53.4550
	HVDC BNC	0.0000	0.0000
	MANIPUR	7.3900	7.4292
	MEGHALAYA	17.4000	17.4000
	MIZORAM	4.6100	4.6100
	NAGALAND	6.1500	6.1500
	TRIPURA	5.8025	5.8691
	TOTAL	100.0000	100.0000

Generator	Beneficiaries	% Share as per REA	% Share after URS Adjustment
KOPILI-2	ARUNACHAL PRADESH	5.9930	5.9930
	ASSAM	52.3577	52.3577
	HVDC BNC	0.0000	0.0000
	MANIPUR	6.9483	6.9483
	MEGHALAYA	13.6731	13.6731
	MIZORAM	6.0384	6.0384
	NAGALAND	5.7317	5.7317
	TRIPURA	9.2579	9.2579



 कार्यवाहक अभियंता Executive Engineer
 एन.ए.सी.ए. NERPE
 विद्युत विभाग Min of Power
 नया दिल्ली Govt of India
 110001 New Delhi

TOTAL	100.0000	100.0000
-------	----------	----------

Generator	Beneficiaries	% Share as per REA	% Share after URS Adjustment
DOYANG	ARUNACHAL PRADESH	6.8549	6.8549
	ASSAM	43.8062	43.8062
	HVDC BNC	0.0000	0.0000
	MANIPUR	7.8644	7.8644
	MEGHALAYA	11.4578	11.4578
	MIZORAM	5.2467	5.2467
	NAGALAND	17.9689	17.9689
	TRIPURA	6.8011	6.8011
	TOTAL	100.0000	100.0000


Generator	Beneficiaries	% Share as per REA	% Share after URS Adjustment
PARE	ARUNACHAL PRADESH	18.8652	18.8652
	ASSAM	40.5109	40.5109
	HVDC BNC	0.0000	0.0000
	MANIPUR	8.3523	8.3523
	MEGHALAYA	13.3364	13.3364
	MIZORAM	5.7659	5.7659
	NAGALAND	5.3955	5.3955
	TRIPURA	7.7739	7.7739
	TOTAL	100.0000	100.0000

Generator	Beneficiaries	% Share as per REA	% Share after URS Adjustment
KAMENG	ARUNACHAL PRADESH	13.8333	13.8333
	ASSAM	10.8333	10.8333
	MEGHALAYA	2.5000	2.5000
	NAGALAND	1.5000	1.5000
	GOA	0.3333	0.3333
	HARYANA	2.1667	2.1667
	UTTAR PRADESH	9.1667	9.1667
	CHATTISGARH	2.1667	2.1667
	TOTAL	42.5000	42.5000


 कार्यपालक अभियंता Executive Engineer
 तृ तृ तृ तृ NERPC
 महान संचालक Min of Power
 भारत सरकार Govt of India
 शिलांग Shillong

**NORTH EASTERN REGIONAL POWER COMMITTEE, SHILLONG
BILATERAL EXCHANGES FOR THE MONTH OF March-2024**

A. LONG TERM ACCESS (LTA)							
Sr. No.	From	TO	Through (Trader)	Energy at Seller Periphery (MWh)	Energy at NER-ER Periphery (MWh)	Energy at Buyer Periphery (MWh)	Approval No.
1	GIWEL_SECI-II_RE	Assam_Ben	GIWEL_SECI-II_RE	11575.5450	11575.5450	11575.5450	WR/01102023/06022045/SECI-APDCL PSA WIND
2	JPL	Assam_Ben	IELX	6086.7520	6086.7520	5870.4212	NER/01032024/31032024/IELX_LDC_240120_00538
3	KAMENG	HARYANA	NVVNL	73747.7000	73747.7000	71149.9050	NR/30092023/31032028/NR/2023/Kameng HEP-NEEPCO
4	Nikacchu_Bhutan	Assam_Ben	PTC	8723.9600	8723.9600	8413.9012	NER/01012024/31122049/APDCL/PTC/PSA/2014/A058308
5	PALATANA-GAS	TSSPDCL	IELX	18600.0000	18600.0000	17940.2400	SR/01032024/31032024/IELX_ONGCTPL_240125_06192
6	PUNJAB	Arunachal_Ben	APPCPL	4500.0000	4500.0000	4340.9250	NER/01032024/31032024/NER/01022024/29022024/CE(COM)/P-BANK/APPCPL/44/2022-23/4023-27
7	RAJ_SOLAR	Assam_Ben	NVVNL	669.8375	669.8375	669.8375	NER/01102023/30032041/NE-2/SOLAR-N/PSA/2010-11
8	RAJ_SOLAR	Assam_Ben	SECI_Trader	3575.2650	3575.2650	3575.2650	NER/01102023/18052040/JINNSM PH II BI/PSA/APDCL/20 MW
9	Tripura_Ben	Mizoram_Ben	Tripura_Ben	3003.5625	3003.5625	2895.7019	NER/01102023/31102025/Bara-Mizo
10	Tuticorin_Mytrah	Assam_Ben	Tuticorin_Mytrah	5456.0850	5456.0850	5456.0850	SR/01102023/29012044/PTC-APDCL PSA-WIND


 कार्यवाहक अभियंता Executive Engineer
 उत्तर पूर्वी म NERPE
 विद्युत विभाग Min of Power
 भारत सरकार Govt of India
 शिल्लोंग Shillong