



भारत सरकार Government of India  
विद्युत मंत्रालय Ministry of Power  
उत्तर पूर्वी क्षेत्रीय विद्युत समिति  
North Eastern Regional Power Committee  
लपालांग शिलांग 793006  
Lapalang, Shillong 793006

क्रमांक: एनईआरपीसी/कॉम/आरटीए/2023/  
No. NERPC/COMM/RTA/2023/8091-8129

दिनांक: 27 मार्च 2024  
Dt: 27 March 2024

सेवा में / To,  
संलग्न सूची के अनुसार  
As per list enclosed.

**Sub/विषय - अप्रैल 2024 के बिलिंग माह के लिए अनंतिम आरटीए-तत्संबंधी/Provisional RTA for the  
Billing Month of April 2024- reg.**

सर/मैडम,  
Sir/Madam.

अप्रैल 2024 के बिलिंग महीने के लिए क्षेत्रीय ट्रांसमिशन खाते (आरटीए) की एक अनंतिम प्रति आवश्यक कार्रवाई के लिए संलग्न है। आरटीए को सीईआरसी (अंतर-राज्य ट्रांसमिशन शुल्क और हानियों का साझाकरण) विनियमन, 2020 और उसके बाद के संशोधनों के अनुसार तैयार किया गया है। आरटीए एनईआरपीसी की वेबसाइट <https://www.nerpc.gov.in> पर भी उपलब्ध है।

घटक अपने अवलोकन/टिप्पणियाँ, यदि कोई हों, खाते के जारी होने की तारीख से 15 दिनों के भीतर भेज सकते हैं। यदि घटकों से कोई संचार प्राप्त नहीं होता है, तो जारी किए गए आरटीए को अंतिम आरटीए माना जाएगा।

A Provisional copy of Regional Transmission Account (RTA) for the billing month of April 2024 is enclosed herewith for necessary action. The RTA has been prepared in accordance with the CERC (Sharing of inter-state transmission charges and losses) Regulation, 2020 and its subsequent Amendments. The RTA is also available on NERPC website <https://www.nerpc.gov.in>.

Constituents may send their observation/ comments, if any on the same within 15 days from the date of issue of the account. In case no communication is received from constituents, the RTA as issued would be treated as final RTA.

Enclosed - As above

संलग्न - उपरोक्तानुसार

भवदीय / Yours faithfully,

(अभिजीत अग्रवाल/ Abhijeet Agarwal)  
उप निदेशक/Deputy Director  
कार्यपालक अभियंता/Executive Engineer  
वाणिज्य / Commercial

पत्तों की सूची /List of Addressees:

1. CMD, TSECL, Bidyut Bhawan, Agartala – 799 001
2. Director (Distribution), MePDCL, Lumjingshai, S.R. Road, Shillong – 793 001
3. Engineer-in-Chief (P&E), P&E Dept., Govt. of Mizoram, Aizawl – 796 001
4. Chief General Manager (Comm), APDCL, Bijulee Bhawan, Paltan Bazar, Guwahati – 781 001
5. Chief Engineer (Comm), Dept. of Power, Govt. of Arunachal Pradesh, Itanagar – 791 111
6. Managing Director, MSPDCL, Keishampat, Imphal-795 001.
7. E-in-C, Dept. of Power, Govt. of Nagaland, Kohima – 797 001
8. Chief Engineer, Loktak HE Project, Vidyut Vihar, Komkeirap, Manipur – 795 124
9. Executive Director (Comm.), NEEPCO Ltd., Lower New Colony, Shillong – 793 003
10. Executive Director, NERTS, POWERGRID, Lapalang, Shillong – 793 006
11. Managing Director, OTPC, Core 4 & Central, 10th Floor, SCOPE Minar, Laxmi Nagar, Delhi – 110092
12. GM (Comm.), NTPC, 3<sup>rd</sup> Floor OLIC building, Plot No.N.17/2, Nayapalli, Bhubaneshwar-12
13. CE (G. M.), CEA, SewaBhawan, R.K.Puram, New Delhi – 110 066.
14. G. M., NERLDC, Lower Nongrah, Dongtieh, Lapalang, Shillong - 6.
15. C.G.M (SLDC) AEGCL, Kahelipara, Guwahati.
16. Gen. Manager (Comm.), NHPC Ltd., NHPC Office complex, Sector –33, Faridabad-121003.
17. G.M (Commercial) APDCL, Bijulee Bhawan, Paltan Bazar, Guwahati - 781 001.
18. General Manager, Ranganadi HEP, NEEPCO, Yazlee, Ar. Pradesh
19. Project Manager, Doyang HEP, NEEPCO, Nagaland
20. Project Manager, AGBPP, NEEPCO Ltd., No. –III, Vill. Bokuloni, Dibrugarh, Assam.
21. Project Manager, AGTPP, NEEPCO Ltd., Ramchandranagar, Agartala, Tripura West- 799008.
22. Dy. G. M (Elect.), Kopili HEP, NEEPCO Ltd., Umrangso, N.C. Hills, Assam.
23. Supdt. Engr. (System Management) MeECL, Lumjingshai, Short Round Road, Shillong.
24. Supdt. Engr. (Commercial) Deptt. of Electricity, Govt.of Manipur, Keisampet, Imphal. 795001
25. Executive Engineer, MSLDC, P & E Dept., Chaltlang, Aizawl- 796012.
26. Supdt. Engr. Dimapur Sub-station Deptt. of Power, Govt.of Nagaland, Dimapur.
27. Dy. G. M. (Commercial) NERTS, Lower Nongrah, Dongtieh, Lapalang, Shillong - 6.
28. Dy. General Manager (ER), POWERGRID, Boring Road, Alankar Place, Patna - 800 001
29. DGM (Comm), OTPC, Core 4 & Central, 10th Floor, SCOPE Minar, Laxmi Nagar, Delhi – 110092
30. DGM (Comm.), NTPC, 3<sup>rd</sup> Floor OLIC building, Plot No.N.17/2, Nayapalli, Bhubaneshwar-12
31. AGM (Comm.), NTPC, Bongaigaon Thermal Power Project, P.O Salakati, Kokrajhar-783369
32. Addl. General Manager,Comm & Sys.Opn., TSECL,Banamalipur,Agartala.-799001.
33. Ex. Engr., SLDC, Deptt. of Power, Itanagar, Ar. Pradesh – 791 111
34. CEO, NVVN Ltd., 7<sup>th</sup> Floor, Scope Complex, Lodhi Road, N.Delhi- 110 003
35. Power Trading Corpn. of India Ltd., 2<sup>nd</sup> Floor, NBCC Tower, 15-Bhikaji Cama Place, New Delhi – 66.
36. Member Secretary, NRPC,18-A, Shaheed Jeet Singh Marg,Katwaria Sarai, NewDelhi-110016.
37. Member Secretary, ERPC,14, Golf Club Road, Kolkata- 700 033.
38. Member Secretary, WRPC, Plot No F-3, MIDC Area, Opp Seepz,Marol,Andheri (E), Mumbai-400 093.
39. Member Secretary, SRPC, 29, Race Course Road, Bangalore- 560009.




(अभिजीतअग्रवाल/ Abhijeet Agarwal)  
उप निदेशक/Deputy Director  
कार्यपालक अभियंता/Executive Engineer  
वाणिज्य / Commercial

**NORTH EASTERN REGIONAL POWER COMMITTEE**  
**REGIONAL TRANSMISSION ACCOUNT**  
**Billing Month: April 2024**


27-03-2024

Zone	Region	GNA (in MW)	Usage based AC system charges (Rs.)	Balance AC system charges (Rs.)	National Component (Rs.)		Regional Component (Rs.)	Transformers component (Rs.)	Bilateral Charges (Rs.)	Total Transmission Charges payable in Rs.(without wavier)
			AC-UBC	AC-BC	NC-RE	NC-HVDC	RC	TC		
Arunachal Pradesh	NER	117	13785165	17306532	2783551	2830132	4282118	10699293		51686789
Assam	NER	1396	78499556	206495026	33212282	33768073	51092620	20986631		424054187
Manipur	NER	177	21661173	26181676	4211013	4281482	6478076	3059158		65872578
Meghalaya	NER	238	18061956	35204739	5662266	5757021	8710633	376163		73772778
Mizoram	NER	135	4812691	19969075	3211789	3265537	4940905	984544		37184542
Nagaland	NER	128	13629811	18933641	3045252	3096213	4684710	21200443		64590071
Tripura	NER	311	3345558	46002832	7399011	7522830	11382382	21791264		97443876
HVDC_BNC_NER	NER	1.20	84144	177503	28549	29027	43919			363142

  
 कार्यवाहक अभियंता Executive Engineer  
 ई. ए. वि. व. N.E.R.P.C.  
 बिहार विभाग Min. of Power  
 भारत सरकार Govt. of India  
 श्रुतिगंगा Shrutiganga

### Details of Waiver % of DICs for April 2024 Billing Month(Feb'24 Billing Period)

Region	State	DIC	Waiver(%)
NER	Arunachal Pradesh	Arunachal Pradesh	0.000
NER	Assam	Assam	2.739
NER	Manipur	Manipur	0.000
NER	Meghalaya	Meghalaya	0.000
NER	Mizoram	Mizoram	0.000
NER	Nagaland	Nagaland	0.000
NER	Tripura	Tripura	0.000
NER		PG-HVDC-NER	0.000

  
कार्यवाहक अभियंता Executive Engineer  
T. P. सिंग N.E.R.P.C.  
विद्युत विभाग Min. of Power  
भारत सरकार Govt. of India  
कोलकाता Kolkata



ग्रिड कंट्रोलर ऑफ इंडिया लिमिटेड  
(भारत सरकार का उपक्रम)

**GRID CONTROLLER OF INDIA LIMITED**  
(A Government of India Enterprise)  
[Formerly Power System Operation Corporation Limited (POSOCO)]  
राष्ट्रीय भार प्रेषण केन्द्र/ National Load Despatch Centre

---

**Notification of Transmission charges payable by DICs for Billing Month of April, 2024**

**No: TC/03/2024**

**Date: 25.03.2024**

1. Central Electricity Regulatory Commission (Sharing of Inter-State Transmission Charges and Losses), Regulations 2020 came into force with effect from 1.11.2020. National Load Despatch centre (NLDC) as the Implementing Agency under Sharing Regulations 2020 has been entrusted with the responsibility of computation of ISTS transmission charges and losses. As per Regulation (14)(5)(b), Transmission charges payable by DICs shall be notified by the Implementing Agency by 25th day of the month following billing period. The computation of transmission charges shall be done on the basis of inputs received from ISTS Licensees, DICs/ States, CTU as per the Regulations.
2. Central Electricity Regulatory Commission has notified three amendments to Central Electricity Regulatory Commission (Sharing of Inter-State Transmission Charges and Losses), Regulations 2020 which came into force with effect from 1.10.2023, 1.11.2023 and 26.10.2023 respectively.
3. As per Regulation 24(1), all entities whose transmission elements have declared COD during the billing period shall submit to the Implementing Agency, network data, date(s) of commercial operation of the new transmission element and Yearly Transmission Charge (YTC) of such transmission element in the format stipulated by the Implementing Agency, on or before the end of the billing period.
4. As per Regulation 24(2), Implementing Agency shall publish the peak block of the billing period on the first day of the month following the billing period. Accordingly, NLDC had identified **39<sup>th</sup> time block (09:30 Hrs to 09:45 Hrs) on 29<sup>th</sup> February, 2024** as a peak block for the billing period of Feb'24 and published the information of peak block on Grid-India website. Details of the inputs from entities have been received as per the stipulated timelines is enclosed as **Annexure-I**.
5. Based on the inputs furnished by ISTS licensees, Monthly Transmission Charges (MTC) to be considered in the computations have been shared with all ISTS licensees/ deemed ISTS licensees for review and comments on 18.03.2024 with last date of submission of comments as 20.03.2024. Comments were received from Essar Power Transmission Company Ltd. and Powerlinks Transmission Ltd.
6. Based on inputs furnished by DICs/ States, all India basic network has been prepared along with node wise generation and demand as per the peak block and made it available on Grid-India website on 15.03.2024 for review and comments of DICs/ States in line with the notified procedures with the last date for submission of comments as 18.03.2024.
7. The methodology involved in the computation exercise along with the assumptions followed in the computations are enclosed at **Annexure-II**.
8. CERC had notified the CERC (Connectivity and General Network Access to the inter-State Transmission System) (First Amendment) Regulations, 2023 on 01.04.2023 w.e.f 05.04.2023. As per Annexure-II of the said Regulations, titled as "Methodology to determine 'Direct drawal' by a State from a regional entity generating

station”, CTU will provide the list of regional entity generating stations (connected to STU and ISTS or only STU) to NLDC within a week of coming into effect of these Regulations for computation of Direct drawal by the state.

Accordingly, based on the inputs received from CTU, NLDC had computed GNash and GNAd and published the same on Grid-India website on 03.07.2023. Subsequently, CTUIL vide email dated 24.11.2023 has furnished revised list of eligible regional entity generating stations (connected to STU and ISTS or only STU) for computation of GNash and GNAd. Accordingly, NLDC has revised GNash and GNAd. Updated details of GNash and GNAd are uploaded on the Grid-India website.

For computation of transmission charges of states, corresponding GNA has been reduced by quantum of GNAd of the state.

9. CERC vide notification dated 26.10.2023 has notified the CERC (Sharing of Inter-State Transmission Charges and Losses)(Third Amendment), Regulations 2023 w.e.f. 26<sup>th</sup> October,2023. Relevant part of the notification is as follows:

*“(a) Regional Component of HVDC (RC-HVDC) comprising of 70% of Yearly Transmission Charges of HVDC transmission systems planned to supply power to the concerned region, except HVDC transmission systems covered under sub clauses (a), (b) and (c) of Clause (3) of Regulation 5:*

*Provided that where an inter-regional HVDC transmission system planned to supply power to a particular region is operated to carry power in the reverse direction due to system requirements, the percentage of Yearly Transmission Charges of such transmission systems to be considered in the Regional component and the National component shall be calculated as follows:*

*HVDCr (in %) = (MW capacity of power flow in the reverse direction / MW capacity of power flow in the forward direction) X100*

*Where, HVDCr (in %) is more than 30%, the Yearly Transmission Charges corresponding to HVDCr shall be considered in the National component and the balance in the regional component.*

*Where, HVDCr (in %) is equal to or less than 30%, 30% of Yearly Transmission Charges shall be considered in the National component and 70% in the Regional component:*

*.....”*

Accordingly, Transmission charges for HVDC Raigarh-Pugalur has been computed based on the above methodology after considering 3000 MW capacity in the reverse direction and 6000MW capacity in the forward direction from date of coming into effect of CERC (Sharing of Inter-State Transmission Charges and Losses)(Third Amendment), Regulations 2023 which is 26.10.2023.

10. As per Annexure-III of CERC (Sharing of Inter-State Transmission Charges and Losses)(First Amendment), Regulations 2023, % waiver for transmission charges is to be computed based on the drawal schedule of drawee entities. Relevant part of the Regulations is as follows:

*“(a) The transmission charges towards ISTS for each drawee DIC shall be computed in accordance with Regulations 5 to 8 of these regulations.*

*(b) The waiver of transmission charges shall be calculated in the following manner: -*

- (i) Waiver of a drawee DIC other than a drawee DIC which has obtained “GNARE” shall be calculated based on the following formulae:*

$$\text{Waiver (\%)} = 100 \times \frac{\sum_{n=1}^T \frac{SDRTG}{SDTTG}}{T}$$

*Where, “SDRG” is the drawl schedule (in MW) through ISTS under GNA from the sources eligible for waiver under Regulation 13 of these regulations in nth block;*

*“SDTG” is the total drawl schedule (in MW) under GNA through ISTS from all sources in nth block; “n” is the nth time block*

*“T” is number of time blocks in a month = 96 X number of days in a month*

*Provided that in case the “SDTG” for a time block is less than 75% of the maximum schedule corresponding to GNA, the “SDTG” shall be taken as 75% of maximum schedule corresponding to GNA for a time block. (ii) Waiver of a drawee DIC which has obtained “GNARE” shall be calculated based on the following formulae:*

*Waiver (%) = 100 X (sum of SDRTG for all time blocks in the month) / (total number of time blocks in the month X 0.3 X T-GNARE)*

*Where, “GNARE” is the GNA to procure power only from the sources eligible for waiver under Regulation 13 of these regulations; “SDRG” is the drawl schedule (in MW) in a time block through ISTS under GNARE from the sources eligible for waiver under Regulation 13 of these regulations;*


*Provided that maximum waiver shall be limited to 100%: Provided further that if such an entity draws power from any source other than the sources eligible for waiver under Regulation 13 (2) of these regulations, except after obtaining additional GNA or T-GNA or converting GNARE into GNA by making an application to CTU, it shall be charged @TDR of the State in which such an entity is located.”*

In accordance with the above regulatory provisions, % waiver for drawee DICs has been computed considering the drawal schedule under GNA and GNA-RE.

11. Accordingly, the transmission charges are hereby notified for the billing month of Apr’24 mentioned as follows:

- a) Various components of the transmission charges determined have been added for each DIC in order to compute total transmission charges payable by the DIC.
- b) The transmission charges are computed separately for both GNA and T-GNA :
  - For GNA billing in ₹: These charges are calculated only for Drawee DICs.
  - For T-GNA billing in (Rs./MW/block) : These rates are calculated for all the states.
- c) The notified transmission charges payable by DICs for the billing month of Apr’24 shall be used by RPCs for preparation of Regional Transmission Account (RTA) for the billing month of Apr’24 considering details of GNA enclosed along with this notification.
- d) The notified waiver % of Drawee DICs for the billing month of Apr’24 are to be used by CTUIL for computation of waiver amount of drawee DICs.
- e) Transmission charges shall be payable by the entities who are granted T-GNA or T-GNARE under Regulation 26.1 of the GNA Regulations.
- f) The notified transmission charges for T-GNA bilateral transactions shall be applicable for the applications received on or after 00:00 Hrs of the next day (D+1) following the date of this notification (D). In the case of T-GNA collective transactions, both DAM and RTM, the notified transmission charges shall be applicable from the delivery day D+2 following the date of this notification.
- g) The transmission charges payable by DICs for GNA are given at **Annexure-III**.
- h) Waiver % of Drawee DICs are attached as **Annexure-IV**
- i) Applicable T-GNA rates are attached as **Annexure-V**.
- j) Details of GNA and GNA-RE is given at **Annexure-VI**.
- k) ISTS licensee wise break up of Monthly Transmission Charges (MTC) is given at **Annexure-VII**.

- l) Entity-wise details of bilateral billing are given separately at **Annexure-VIII**.
- m) Details of GNash and GNAd is given at **Annexure-IX**.
- n) Details of commercial data of RE transmission network to be considered for NC-RE component as furnished by CTU is given at **Annexure-X**.



( नीरज कुमार )

महाप्रबंधक / रा. भा. प्रे. के.



**Input Data furnished by DICs/ ISTS Licensees/ CTU**

1. As per Regulation 24(1) of Sharing Regulations 2020, some of the ISTS Licensees have submitted YTC data by 29.02.2024. PowerGrid has submitted its YTC and YTC of its SPV's on 01.03.2024. Power Transmission Corporation Of Uttarakhand Ltd. has submitted its YTC on 02.03.2024. Further, PowerGrid submitted its Format I(C) on 06.03.2024. Torrent Power Grid Limited has submitted its YTC on 08.03.2024. Further, Adani Energy Solutions Limited has submitted revised YTC of Khavda-Bhuj Transmission Limited on 12.03.2024. The list of ISTS licensees that have submitted YTC data is mentioned as below.

**List of ISTS Licensees submitted the YTC data for the billing period Feb'24**

<b>Sl. No.</b>	<b>Name of ISTS Licensee</b>
1	Powergrid Corporation Of India Ltd
2	Adani Transmission (India) Limited
3	Chhattisgarh-WR Transmission Limited.
4	Raipur Rajnandgaon-WR Transmission Limited.
5	Sipat Transmission Limited.
6	Western Transmission Gujarat Limited
7	Western Transco Power Limited
8	Alipurduar Transmission Limited
9	Fatehgarh-Bhadla Transmission Ltd.
10	North Karanpura Transco Limited
11	Bikaner-Khetri Transmission Limited
12	Jam Khambaliya Transco Limited
13	Lakadia-Banaskantha Transmission Limited
14	WRSS XXI (A) Transco Limited
15	Karur Transmission Limited
16	Khavda-Bhuj Transmission Limited
17	Goa Tamnar Transmission Projects Limited
18	Mumbai Urja Marg Limited

Sl. No.	Name of ISTS Licensee
19	Lakadia Vadodara Transmission Company Limited
20	Torrent Power Grid Limited
21	Powergrid Himachal Transmission Ltd (Jaypee Powergrid Limited)
22	Kohima Mariani Transmission Limited
23	Koppal-Narendra Transmission Limited
24	NRSS XXXVI Transmission Limited
25	Warora-Kurnool Transmission Limited
26	Powergrid Vizag Transmission Limited
27	Powergrid NM Transmission Limited
28	Powergrid Unchahar Transmission Limited
29	Powergrid Parli Transmission Limited
30	Powergrid Kala Amb Transmission Limited
31	Powergrid Southern Interconnector Transmission System Limited
32	Powergrid Jabalpur Transmission Limited
33	Powergrid Warora Transmission Limited
34	Powergrid Medinipur Jeerat Transmission Limited
35	Powergrid Mithilanchal Transmission Limited
36	Powergrid Ajmer Phagi Transmission Limited
37	Powergrid Varanasi Transmissoin System Limited
38	Powergrid Fatehgarh Transmission Limited
39	Powergrid Khetri Transmission System Ltd.
40	Powergrid Bhuj Transmission Limited
41	Powergrid Bikaner Transmission System Limited
42	Powergrid Ramgarh Transmission Limited
43	Transmission Corporation Of Andhra Pradesh (APTRANSCO)
44	Power Transmission Corporation Of Uttarakhand Ltd.
45	Haryana Vidyut Prasaran Nigam Limited

1. As per Sharing Regulations 2020 and NLDC notified Procedure for collection of data and information, CTU shall submit all required data and information as stipulated in Formats II(A) to II(H) within 7 days after the end of the billing period i.e. by 07.03.2024. NLDC had provided the detailed list of ISTS assets of all licensees for segregation into various components as per stipulated formats on 04.03.2024. CTU have submitted data in formats II(A), II(B) and II(E) on 11.03.2024. Subsequently, CTU have submitted data in formats II(C), II(D), II-(G2), II-(G4) and II-(G5) and II(H) on 13.03.2024. Subsequently, CTU have submitted data in formats II(F) on 19.03.2024 and II-(G1), II-(G3) on 21.03.2024. Further CTU have submitted revised data in formats II(D) and II(E) on 21.03.2024.

2. As per Regulation 24(4) and NLDC notified Procedure for collection of data and information, DICs shall submit the required information to the Implementing Agency as stipulated in Formats III and IV for the billing period within 7 days after end of the billing period. The list of the DICs that have submitted the data by 07.03.2024 is as mentioned below:

S.NO.	WR	SR	NR	NER	ER
1	Chattisgarh	Andhra Pradesh	Uttar Pradesh	Assam	
2	Gujarat	Telangana	Haryana	Manipur	
3	MP	Karnataka	Himachal Pradesh	Meghalaya	
4	Maharashtra	Kerala	Delhi	Mizoram	
5	Goa	Tamil Nadu	Rajasthan	Nagaland	
6	D&D and DNH	Galiveedu (Karnal P1, Hisar P3 & Bhiwadi P6)	Punjab	Tripura	
7	AMNSIL Hazira	PVG ADYAH	Renew Solar Power Private Ltd.		
8	ACBIL	PVG Azure Earth			
9	Spectrum Power	PVG Parampujya			
10	Maruti Coal Power	Ayana NP Kunta			
11	DB Power Ltd.	ANP AZURE			
12	DGEN	PVG AMPLUS Tumkur and PVG AMPLUS Pavagada			
13	Dhariwal	Fortum Finnsurya Energy Private Ltd. (Pavagada Solar Park)			

14	GMR Warora	Yarrow Infra Structure Private Ltd. (Pavagada Solar Park)			
15	Raipur Energen	PVG AdaniKANine			
16	Jindal Stg-1	NTPC Ettayapuram			
17	JPL Stg-2				
18	Jhabua Power				
19	JP Nigrie				
20	KAPS 3&4				
21	Raigarh Energy				
22	KSK Mahanadi				
23	LANCO				
24	MB Power				
25	Essar Mahan				
26	NSPCL Bhilai				
27	RKM Power				
28	Sasan UMPP				
29	SKS Power				
30	SSP				
31	TAPS (3,4)				
32	TRN Energy				
33	TAPS (1,2)				
34	Naranpar Ostro				
35	ACME RUMS				
36	Mahindra Renewables Pvt. Ltd.				
37	ARINSUM				
38	Bhuvad Renew				

39	Vadwa Green Infra				
40	Roha Green infra				
41	Dayapar Inox				
42	Ratadiya AGEMPL				
43	Alfanar wind				
44	Renew AP2 Gadhsisa				
45	Avikiran				
46	Powerica				
47	SESPL Morjar				
48	SKRPL				
49	SBESS				
50	Netra Wind				
51	AWEK4L				
52	Apraava				
53	SRSSFPL				
54	MSEPL				
55	Torrent Sidhpur				

**Methodology of the computations and assumptions followed in the basic network**

**a) Modeling of the Basic Network**

- A. The All India network was modeled with the help of network data and node wise generation and demand data furnished by DICs. Wherever network data has not been provided by DICs, network data already available at RLDCs/NLDC has been considered. Wherever technical parameters were not furnished, standard parameters as per CEA Manual on Transmission Planning Criteria have been used.
- B. Certain Transmission Lines included in the basic network were partly owned by ISTS Licensee and partly by STUs. There were cases where the existing lines originally owned by one utility have been made LILO by other utility. In cases where the line originally owned by ISTS Licensee has been made LILO by STU, the Monthly Transmission Charge for the entire line has been considered (including the section owned by STU). In cases where the line originally owned by STU has been made LILO by ISTS Licensee, the Monthly Transmission Charge for the entire line has not been considered.
- C. All India basic network up to 66/ 33 kV level and at some nodes even till 0.4 kV level has been prepared. As per the Sharing Regulations 2020, basic network means power system at voltage levels of 110 kV and above, containing all power system elements including generating station and transmission systems.
- D. In line with Sharing Regulations 2020, all India basic network has been truncated to 110 kV level. Power flow into lower voltage system has been considered as load at the substation at truncated point. Power flow from a lower voltage system has been considered as generation at the substation at truncated point.
- E. To account for the transmission losses of the truncated lower voltage network and to ensure state drawal as per SEM data corresponding to peak block, minor adjustments in states generation has been done.
- F. Interstate generating Stations (ISGS) connected at 220kV and below voltage level are created as separate control areas.
- G. 400 kV Singrauli considered as slack bus.

**b) Load Generation balance for the basic network**

- A. Node wise generation and demand data for the peak block as submitted by DICs has been considered to prepare Load Generation balance.
- B. Wherever aggregate generation and demand data submitted by DICs, the generation and demand data has been distributed across the nodes of the DICs as per the node wise distribution of the TTC/ATC base case applicable for Feb'24.
- C. Wherever node wise generation and demand data has not been provided by DICs, SEM data/ SCADA data available with NLDC/RLDCs has been considered. In the absence of SEM/ SCADA data, the node wise generation and demand data as available from TTC/ ATC base case / recently submitted base case of states has been considered.

**c) Commercial Data considered in the computations**

- A. The data as submitted by the ISTS Licensees has been examined by NLDC and suitably considered for computation of transmission charges for DICs for the billing period Feb'24. For the ISTS licensees who have not submitted YTC data for Feb'24, the YTC data recently available with reference to the previous computations have been considered.

- B. All ISTS transmission assets commissioned by the end of Feb'24 as furnished by ISTS licensees have been considered in the computations.
- C. Yearly Transmission Charges (YTC) based on approved/ adopted tariff by CERC has only been considered in line with Sharing Regulations 2020. RPC certified non-ISTS lines as ISTS lines have not been considered in the computations.
- D. The assets of State Utilities whose approved Tariff by the Commission is not available as on 31.03.2019 are not being considered in the computations since 2019-20 Q3 in line with Terms & Conditions of Tariff Regulations. The same is continued in this computation.
- E. As per minutes of Validation Committee meeting held for 2020-21 Q2 PoC computations, for the assets of Essar Power transmission limited, combined tariff of LILO of 400kV Vindhychal-Korba at Mahan, GIS S/s at Hazira and 400kV Hazira-Gandhar line) was being excluded from PoC computations in the absence of exclusive tariff of LILO of 400kV Vindhychal-Korba at Mahan since 2020-21 Q2. As per CERC Order dated 04.06.2021 in I.A. No. 32/2021 in Petition No. 92/MP/2021, Exclusive tariff of 400kV Hazira-Gandhar Line and GIS S/s at Hazira has been approved and same has been considered for billing period Feb'24.
- F. As per Regulation (13) clauses (3), (6), (9), the YTC of assets claimed by licensees have been examined to find out whether the YTC to be completely or partly billed to generators. Accordingly, transmission charges have been computed for DICs in line with the Regulations.
- G. All ISTS assets corresponding to the bilateral payments on the basis of information furnished by ISTS licensees and the worked out bilateral payments in line with Regulation (13) have been considered while preparing final transmission charges for DICs.
- H. The components of Yearly Transmission Charges such as National Component for RE (NC-RE), National Component for HVDC (NC-HVDC), Regional Component (RC) and Transformers Component (TC) have been worked out on the basis of the inputs furnished by CTU.
- I. Indicative cost level of different conductor configuration was provided by CTU and is as follows:

Sl. No.	Voltage level (kV)	Type of conductor configuration	Indicative cost (Rs.Lakh/km)
1	± 800	HVDC	368
2	± 500	HVDC	179
3	765	D/C	521
4	765	S/C	234
5	400	S/C	98
6	400	M/C TWIN	461
7	400	D/C Quad Moose	291
8	400	D/C Twin HTLS	224
9	400	D/C Twin Moose	170
10	400	M/C QUAD	869
11	400	D/C TRIPLE	238
12	400	S/C QUAD	161
13	220	D/C	72

14	220	S/C	54
15	220	M/C TWIN	331
16	132	D/C	49
17	132	S/C	28
18	132	M/C TWIN	234

- J. The indicative cost levels provided by CTU are for only selected configurations and voltage level. Hence, for the conductor configurations which are not mentioned in the above list, following assumptions have been made:
- The indicative cost level of 765 kV lines (Quad Bersimis) charged at 400 kV has been considered to be same as cost of one circuit of 400 kV Quad Moose D/C.
  - The indicative cost level of 400 kV Quad Bersimis D/C has been considered to be same as 400 kV Quad Moose D/C.
  - The indicative cost level of 765 kV Hexa zebra has been considered to be same as 765 kV Quad Bersimis.
  - The indicative cost levels of 400 kV ACKC, ACAR, AAAC, Moose, Zebra and Lapwing have been considered to be same as 400 kV Twin Moose depending on the no. of circuits.
  - 400 kV lines (Twin Moose) charged at 220 kV are charged as per the rate of 220 kV D/C lines.
- K. Circuit Kms of RE lines considered as National component has been considered as zero.
- L. Circuit Kms of the assets covered under Regulation (13) clauses (3), (6), (9), have been pro-rata adjusted with respect to YTC considered for bilateral payment wherever YTC are to be partly included in the computations.

**d) Computation of Usage part of AC system charges**

- The usage part of AC system charges has been computed by running AC load flow and determining the utilization of the lines with respect to SIL of the lines. For SIL of lines at various voltage levels, annexure-II to Regulations has been followed.
- AC Usage Base Charges (AC-UBC) thus determined has been used for apportionment through hybrid method and computed total aggregated nodal charges in ₹ for each drawee DIC.



**Transmission Charges for Designated ISTS Customers (DICs) for the billing month of April,2024**

S.No.	Zone	Region	GNA (in MW)	Usage based AC system charges (₹)	Balance AC system charges (₹)	National Component (₹)		Regional Component (₹)	Transformers component (₹)	Bilateral Charges (₹)	Total Transmission charges payable in ₹ (without waiver)
				AC-UBC	AC-BC	NC-RE	NC-HVDC	RC	TC		
1	Delhi	NR	4810	202341322	711490740	114434868	116349879	205439174	56451885		1406507869
2	UP	NR	9953	661244950	1472238532	236792149	240754751	425101060	131509349		3167640791
3	Punjab	NR	5497	352531721	813111143	130779307	132967835	234781526	101067042		1765238574
4	Haryana	NR	5143	351006078	760747792	122357281	124404871	219661886	198802971		1776980879
5	Chandigarh	NR	342	19474602	50588323	8136533	8272694	14607110	3043704		104122966
6	Rajasthan	NR	5689	336667400	841511605	135347185	137612155	242982008	88278410		1782398763
7	HP	NR	1130	127116000	167148552	26883867	27333755	48263257	35618965		432364398
8	J&K	NR	1977	153712101	292436007	47034872	47821977	84439344	50836175		676280477
9	Uttarakhand	NR	1402	134461273	207382540	33355028	33913208	59880607	30873159		499865816
10	Railways-NR-ISTS-UP	NR	130	8415457	19229479	3092834	3144591	5552410			39434772
11	PG-HVDC-NR	NR	8	345948	1183353	190328	193513	341687			2254829
12	Northern Railways	NR							2659680		2659680
13	North Central Railways	NR							1942618		1942618
14	RAPP 7&8, NPCIL	NR								30412126	30412126
15	Adani Renewable Energy Park Rajasthan Limited	NR								16262	16262
16	ACME Solar Holdings Pvt. Ltd	NR								1823643	1823643
17	THDC India Ltd.	NR								40276959	40276959
18	ReNew Surya Vihan Pvt. Ltd.	NR								5602024	5602024
19	Renew Surya Roshni Pvt. Ltd.	NR								7358909	7358909
20	Altra Xergi Power Pvt. Ltd.	NR								612491	612491
21	Adani Renewable Energy Holding Seventeen Pvt. Ltd.	NR								11204047	11204047
22	ReNew Surya Aayan Pvt. Ltd.	NR								5602024	5602024
23	Gujarat	WR	10704	612593867	1583395278	254670396	258932182	113312897	76116648	4979997	2904001265

S.No.	Zone	Region	GNA (in MW)	Usage based AC system charges (₹)	Balance AC system charges (₹)	National Component (₹)		Regional Component (₹)	Transformers component (₹)	Bilateral Charges (₹)	Total Transmission charges payable in ₹ (without waiver)
				AC-UBC	AC-BC	NC-RE	NC-HVDC	RC	TC		
24	Madhya Pradesh	WR	10587	680611507	1566042891	251879470	256094551	112071104	139723406		3006422929
25	Maharashtra	WR	9395	1043532661	1389707952	223518082	227258548	99452004	79088040		3062557288
26	Chhattisgarh	WR	3276	113602116	484582883	77939423	79243702	34678321	21281810		811328256
27	Goa	WR	548	54745225	81059652	13037486	13255662	5800891	11145008		179043924
28	DNHDDPDCL	WR	1126	130169079	166556876	26788703	27236999	11919350	35676907		398347914
29	ArcelorMittal Nippon Steel India Ltd (formerly Essar Steel)	WR	563	37222151	83278438	13394351	13618499	5959675	8215231		161688346
30	PG-HVDC-WR	WR	5	64122	739595	118955	120946	52928			1096546
31	BARC	WR	5	257944	739595	118955	120946	52928			1290368
32	Adani Power Limited	WR								244370576	244370576
33	Mahan Energen Limited (formerly Essar Power M.P. Ltd)	WR								47185694	47185694
34	Andhra Pradesh	SR	4199	438403562	621112187	99898547	101570300	195367349	41291215		1497643159
35	Telangana	SR	5801	372752874	858078542	138011781	140321341	269903784	35270386		1814338708
36	Tamil Nadu	SR	8765	606903075	1296510673	208528402	212018024	407810148	88184247		2819954569
37	Kerala	SR	2679	227158248	396275196	63736177	64802771	124646137	59186189		935804717
38	Karnataka	SR	4876	748225696	721253399	116005076	117946364	226866205	105558793		2035855533
39	Pondicherry	SR	540	12662742	79876299	12847158	13062149	25124641	12067246		155640235
40	PG-HVDC-SR	SR	6	539733	909702	146315	148763	286142			2030656
41	BHAVINI	SR								15467776	15467776
42	Betam	SR								451104	451104
43	JSW Renew Energy Ltd.	SR								17724863	17724863
44	ReNew Solar Power Pvt Ltd.	SR								2498715	2498715
45	Renew Surya Ojas Pvt. Ltd.	SR								12627911	12627911
46	Ayana Renewable Power Six Private Limited	SR								2217287	2217287
47	West Bengal	ER	3516	120015613	520083460	83649271	85049101	74796087	53522216		937115748
48	Odisha	ER	2157	115619390	319061440	51317258	52176027	45885995	63638106		647698216

S.No.	Zone	Region	GNA (in MW)	Usage based AC system charges (₹)	Balance AC system charges (₹)	National Component (₹)		Regional Component (₹)	Transformers component (₹)	Bilateral Charges (₹)	Total Transmission charges payable in ₹ (without waiver)
				AC-UBC	AC-BC	NC-RE	NC-HVDC	RC	TC		
49	Bihar	ER	4847	164313068	716963746	115315136	117244879	103110533	165407358		1382354719
50	Jharkhand	ER	1110	43247756	164190171	26408046	26849972	23613099	54506084		338815129
51	Sikkim	ER	111	5281917	16419017	2640805	2684997	2361310	2533927		31921974
52	DVC	ER	956	47681065	141410634	22744227	23124841	20337048	8869013		264166828
53	Bangladesh	ER	982	11734694	145256530	23362794	23753759	20890147			224997924
54	Railways-ER-ISTS-Bihar	ER	20	49706	2958381	475821	483783	425461			4393153
55	PG-HVDC-ER	ER	2	84037	295838	47582	48378	42546			518382
56	NTPC, North Karanpura STPP, Jharkhand	ER								8118988	8118988
57	Arunachal Pradesh	NER	117	13785165	17306532	2783551	2830132	4282118	10699293		51686789
58	Assam	NER	1396	78499556	206495026	33212282	33768073	51092620	20986631		424054187
59	Manipur	NER	177	21661173	26181676	4211013	4281482	6478076	3059158		65872578
60	Meghalaya	NER	238	18061956	35204739	5662266	5757021	8710633	376163		73772778
61	Mizoram	NER	135	4812691	19969075	3211789	3265537	4940905	984544		37184542
62	Nagaland	NER	128	13629811	18933641	3045252	3096213	4684710	21200443		64590071
63	Tripura	NER	311	3345558	46002832	7399011	7522830	11382382	21791264		97443876
64	PG-HVDC-NER	NER	1	84144	177503	28549	29027	43919			363142
<b>TOTAL</b>			<b>115361.04</b>	<b>8088668757</b>	<b>17064097467</b>	<b>2744558182</b>	<b>2790487031</b>	<b>3557432161</b>	<b>1841463286</b>	<b>458551396</b>	<b>36545258279</b>

## **Transmission Charges to be paid by DICs under Regulation 13(7)**

*Where Connectivity is granted to a generating station on existing margins and COD of the generating station or unit(s) thereof is delayed*

Sl.No.	Name of Generating Station	Connectivity Granted by CTU (MW)	Commissioned Connectivity Capacity (MW)	Date of Commercial Operation	Details of effectiveness of connectivity / GNA	Delayed Connectivity Capacity (MW)	Transmission Charges (₹)	Remarks
1	ReNew Power Limited	300	230.1	126MW:18.05.19 58.5MW: 01.10.19 27.6MW: 02.09.20 18MW: 07.02.2021	300MW: 01.05.19	69.9	209700	
2	ReNew Power Limited	50	0	Yet to be commissioned	50MW: 23.11.19	50	150000	
3	NTPC Ltd. (Rihand Solar)	20	0	-	20MW: 20.10.2022	20	60000	
4	Masaya Solar Energy Private Ltd	300	250	COD 150MW: 21.06.2023 COD 100MW: 08.09.2023	300 MW: 25.03.2022	50	150000	
5	Nuclear Power Corporation of India Ltd (Kakrapar)	1400	700	700MW (U3 ): 30.06.2023	30.06.2023 (NPCIL vide email dated 29.06.2023 requested to operationalise 700MW out of 1400MW w.e.f. 30.06.2023 upon commissioning of 700MW)	700	2100000	
6	JSW Neo Energy Ltd.	300	232.2	27 MW: 05.12.2022 (COD) 51.3 MW: 22.04.2023 (COD) 13.5 MW: 10.05.2023 (COD) 24.3 MW: 27.05.2023 (COD) 13.5 MW: 06.06.2023 (COD) 18.9 MW: 06.07.2023 (COD) 21.6 MW: 29.07.2023 (COD) 27 MW: 30.08.2023 (COD) 18.9 MW: 28.09.2023 (COD) 16.2 MW: 11.11.2023 (COD)	01.10.2023	67.8	203400	
7	NTPC Limited	150	0	Yet to be commissioned	28.02.2024	150	31034	As Deemed GNA for 150 MW made effective w.e.f. 28.02.2024. Charges computed for 2 days.

Sl.No.	Name of Generating Station	Connectivity Granted by CTU (MW)	Commissioned Connectivity Capacity (MW)	Date of Commercial Operation	Details of effectiveness of connectivity / GNA	Delayed Connectivity Capacity (MW)	Transmission Charges (₹)	Remarks
8	Adani Renewable Energy Holding Four Limited	1000	0	Yet to be commissioned	25.02.2024	1000	517241	Deemed GNA for 1000 MW made effective w.e.f. 25.02.2024. Charges computed for 5 days.

**Transmission charges for NHPTL as per CERC order dated 15.12.2023 in Petition No. 638/MP/2020**

<b>Name of DIC</b>	<b>Maximum MVA drawal achieved in previous quarter</b>	<b>pf</b>	<b>Regional Component for Madhya Pradesh for the corresponding billing period</b>	<b>GNA of Madhya Pradesh for the corresponding billing period</b>	<b>Regional Component rate for Madhya Pradesh for the corresponding billing period</b>	<b>Transmission Charges in Rs.</b>
NHPTL	3782.00	0.005	112071104	10587	10586	200173

Details of Waiver % of DICs for February, 2024 billing period			
Region	State	DIC	Waiver(%)
ER	Bihar	Bihar DISCOMS	9.870
ER	Bihar	Railways-Bihar	0.000
ER	DVC	DVC DISCOM & JBVNL	1.005
ER	DVC	Railways-DVC	0.000
ER	DVC	Tata steel	0.000
ER	West Bengal	WBSEDCL	0.901
ER	West Bengal	CESC	0.000
ER	West Bengal	IPCL	50.510
ER	Jharkhand	JBVNL	23.051
ER	Jharkhand	SE Railways-Jharkhand	0.000
ER	Odisha	Odisha	13.317
ER	Sikkim	Sikkim	0.000
ER	Bangladesh	Bangladesh	0.000
ER		PG_HVDC_ER	0.000
ER		Railways-ER-ISTS-Bihar	0.000
NER	Arunachal Pradesh	Arunachal Pradesh	0.000
NER	Assam	Assam	2.739
NER	Manipur	Manipur	0.000
NER	Meghalaya	Meghalaya	0.000
NER	Mizoram	Mizoram	0.000
NER	Nagaland	Nagaland	0.000
NER	Tripura	Tripura	0.000
NER		PG-HVDC-NER	0.000
NR	Punjab	PSPCL	9.524
NR	Punjab	Northern Railways	0.000
NR	Haryana	Haryana	13.039
NR	Haryana	Railways_BRBCL_HARYANA	0.000
NR	Rajasthan	Rajasthan DISCOMS	2.748
NR	Rajasthan	Railways	0.000
NR	Delhi	Delhi DISCOMS	12.016
NR	Delhi	Delhi Metro Rail Corporation Metro	100.000
NR	Uttar Pradesh	UPPCL	9.812
NR	Uttar Pradesh	NPCL	1.000
NR	Uttar Pradesh	Railway	4.950
NR	Uttrakhand	Uttrakhand	0.000
NR	Himachal pradesh	Himachal pradesh	0.738
NR	Jammu & Kashmir	Jammu & Kashmir	0.364
NR	Chandigarh	Chandigarh	3.967
NR		Railways-NR-ISTS-UP	4.576
NR		PG-HVDC-NR	0.000
SR	Andhra Pradesh	Andhra Pradesh	9.327
SR	Karnataka	Karnataka_DISCOMS	11.156
SR	Karnataka	Railways_Karnataka	7.465
SR	Kerala	KSEB	1.898
SR	Puducherry	Puducherry	16.161
SR	Tamil Nadu	TANGEDCO	1.676
SR	Tamil Nadu	SAIL Steel Plant Salem	0.000
SR	Telangana	TSSPDCL	8.274

Region	State	DIC	Waiver(%)
SR		PG-HVDC_SR	0.000
WR	Chhattisgarh	CSPDCL	9.845
WR	DD&DNH	DD&DNH	0.000
WR	Goa	Goa	6.951
WR	Gujarat	GUVNL	1.787
WR	Gujarat	Indian Railways	0.000
WR	Gujarat	MPSEZ Utilities Ltd., Mundra	0.000
WR	Gujarat	Torrent Power Limited Dahej	0.000
WR	Gujarat	Torrent Power Ltd Discom Ahmedabad	0.000
WR	Gujarat	Torrent Power Limited DISCOM Surat	0.000
WR	Gujarat	Heavy Water Board_DAE	0.000
WR	Madhya Pradesh	MPPMCL	6.270
WR	Madhya Pradesh	WCR	0.000
WR	Maharashtra	MSEDCL	7.469
WR	Maharashtra	Adani Electricity Mumbai Limited	50.376
WR	Maharashtra	Tata Power Company Ltd, Maharashtra	30.817
WR	Maharashtra	Central Railways	0.000
WR		PG-HVDC_WR	0.000
WR		Arcelormittal Nippon Steel India Ltd. (Essar Steel)	15.317
WR		BARC	0.000



**Transmission Charges for Temporary General Network Access (T-GNA) for billing  
month April,2024**

S.No.	State	Region	T-GNA rate (Rs./MW/block)
1	Delhi	NR	115.54
2	UP	NR	125.67
3	Punjab	NR	126.88
4	Haryana	NR	136.52
5	Chandigarh	NR	120.29
6	Rajasthan	NR	123.79
7	HP	NR	151.18
8	J&K	NR	135.16
9	Uttarakhand	NR	140.87
10	Gujarat	WR	107.33
11	Madhya Pradesh	WR	112.20
12	Maharashtra	WR	128.78
13	Chhattisgarh	WR	97.85
14	Goa	WR	129.11
15	Daman and Diu and Dadra and Nagar Haveli	WR	139.78
16	Andhra Pradesh	SR	140.92
17	Telangana	SR	123.58
18	Tamil Nadu	SR	127.12
19	Kerala	SR	138.02
20	Karnataka	SR	164.97
21	Pondicherry	SR	113.88
22	West Bengal	ER	105.31
23	Odisha	ER	118.64
24	Bihar	ER	112.58
25	Jharkhand	ER	120.60
26	Sikkim	ER	113.63
27	DVC	ER	109.18
28	Bangladesh	ER	90.53
29	Arunachal Pradesh	NER	174.55
30	Assam	NER	120.02
31	Manipur	NER	147.05
32	Meghalaya	NER	122.47
33	Mizoram	NER	108.83
34	Nagaland	NER	199.38
35	Tripura	NER	123.80

**Details of GNA and GNA-RE for billing period February,2024**

<b>S.No.</b>	<b>Drawee DIC</b>	<b>Region</b>	<b>GNA/GNA-RE (in MW)</b>
1	Delhi	NR	4810.0
2	UP	NR	9953.0
3	Punjab	NR	5497.0
4	Haryana	NR	5143.0
5	Chandigarh	NR	342.0
6	Rajasthan	NR	5689.0
7	HP	NR	1130.0
8	J&K	NR	1977.0
9	Uttarakhand	NR	1402.0
10	Railways-NR-ISTS-UP	NR	130.0
11	PG-HVDC-NR	NR	8.0
12	Gujarat	WR	10704.5
13	Madhya Pradesh	WR	10587.2
14	Maharashtra	WR	9395.1
15	Chhattisgarh	WR	3276.0
16	Goa	WR	548.0
17	DNHDDPDCL	WR	1126.0
18	ArcelorMittal Nippon Steel India Ltd (formerly Essar Steel)	WR	563.0
19	PG-HVDC-WR	WR	5.0
20	BARC	WR	5.0
21	Andhra Pradesh	SR	4199.0
22	Telangana	SR	5801.0
23	Tamil Nadu	SR	8765.0
24	Kerala	SR	2679.0
25	Karnataka	SR	4876.0
26	Pondicherry	SR	540.0
27	PG-HVDC-SR	SR	6.2
28	West Bengal	ER	3516.0
29	Odisha	ER	2157.0
30	Bihar	ER	4847.0
31	Jharkhand	ER	1110.0
32	Sikkim	ER	111.0
33	DVC	ER	956.0
34	Bangladesh	ER	982.0
35	Railways-ER-ISTS-Bihar	ER	20.0
36	PG-HVDC-ER	ER	2.0
37	Arunachal Pradesh	NER	117.0
38	Assam	NER	1396.0
39	Manipur	NER	177.0
40	Meghalaya	NER	238.0
41	Mizoram	NER	135.0
42	Nagaland	NER	128.0
43	Tripura	NER	311.0
44	PG-HVDC-NER	NER	1.2

**115361.04**

**Transmission Charges claimed by ISTS licensees for the billing period February'24**

S.No.	Name of the Transmission Licensee	Total YTC claimed by Licensees (₹ Cr)	Total YTC allowed for February'24 (₹ Cr)	Equivalent MTC to be considered for February'24 (₹ Cr)	Remarks
1	Powergrid Corporation Of India Ltd	35370.48	35370.48	2802.58	As per data furnished by ISTS Licensee for February'24. MTC of the assets listed under Regulation 13(3) shall be partly settled through the bilateral payments from respective entities as detailed in the transmission charges bill. PowerGrid assets for bilateral payments as mentioned in format I-C are also included in this total YTC claimed.
2	Adani Transmission (India) Limited	595.43	595.43	47.18	As per data furnished by ISTS Licensee for February'24
3	Chhattisgarh-WR Transmission Limited.	168.20	168.20	13.33	As per data furnished by ISTS Licensee for February'24
4	Raipur Rajnandgaon-WR Transmission Limited.	200.49	200.49	15.89	As per data furnished by ISTS Licensee for February'24
5	Sipat Transmission Limited.	92.92	92.92	7.36	As per data furnished by ISTS Licensee for February'24
6	Western Transmission Gujarat Limited	50.66	50.66	4.01	As per data furnished by ISTS Licensee for February'24
7	Western Transco Power Limited	93.02	93.02	7.37	As per data furnished by ISTS Licensee for February'24
8	Alipurduar Transmission Limited	149.84	149.84	11.87	As per data furnished by ISTS Licensee for February'24
9	Fatehgarh-Bhadla Transmission Ltd.	48.09	48.09	3.81	As per data furnished by ISTS Licensee for February'24

S.No.	Name of the Transmission Licensee	Total YTC claimed by Licensees (₹ Cr)	Total YTC allowed for February'24 (₹ Cr)	Equivalent MTC to be considered for February'24 (₹ Cr)	Remarks
10	North Karanpura Transco Limited	39.01	39.01	3.09	As per data furnished by ISTS Licensee for February'24
11	Bikaner-Khetri Transmission Limited	128.95	128.95	10.22	As per data furnished by ISTS Licensee for February'24
12	Jam Khambaliya Transco Limited	44.08	44.08	3.49	As per data furnished by ISTS Licensee for February'24
13	Lakadia-Banaskantha Transmission Limited	100.28	100.28	7.95	As per data furnished by ISTS Licensee for February'24
14	WRSS XXI (A) Transco Limited	122.16	122.16	9.68	As per data furnished by ISTS Licensee for February'24
15	Karur Transmission Limited	22.37	22.37	1.77	As per data furnished by ISTS Licensee for February'24.
16	Khavda-Bhuj Transmission Limited	127.19	127.19	3.13	As per data furnished by ISTS Licensee for February'24. MTC of the Transmission Licensee is considered for 9 days as elements of the said licensee commissioned on 21.02.2024.
17	Aravali Power Company Private Limited	6.76	6.76	0.54	Data not furnished for February'24. Considered the same as in the earlier billing period.
18	Essar Power Transmission Company Limited	70.00	70.00	5.55	As per data furnished by ISTS Licensee for February'24.
19	Essar Transco Limited	269.64	269.64	21.37	As per data furnished by ISTS Licensee for February'24.

S.No.	Name of the Transmission Licensee	Total YTC claimed by Licensees (₹ Cr)	Total YTC allowed for February'24 (₹ Cr)	Equivalent MTC to be considered for February'24 (₹ Cr)	Remarks
20	Jindal Power Limited	31.06	31.06	2.46	Data not furnished for February'24. Considered the same as in the earlier billing period.
21	Kudgi Transmission Limited	196.29	196.29	15.55	Data not furnished for February'24. Considered the same as in the earlier billing period.
22	Parbati Koldam Transmission Company Limited	171.37	171.37	13.58	Data not furnished for February'24. Considered the same as in the earlier billing period.
23	Bhopal Dhule Transmission Company Ltd.	185.15	185.15	14.67	Data not furnished for February'24. Considered the same as in the earlier billing period.
24	East North Interconnection Company Limited	145.79	145.79	11.55	Data not furnished for February'24. Considered the same as in the earlier billing period.
25	Gurgaon Palwal Transmission Limited	137.84	137.84	10.92	Data not furnished for February'24. Considered the same as in the earlier billing period.
26	Jabalpur Transmission Company Limited	147.14	147.14	11.66	Data not furnished for February'24. Considered the same as in the earlier billing period.
27	Maheshwaram Transmission Limited	56.08	56.08	4.44	Data not furnished for February'24. Considered the same as in the earlier billing period.
28	Khargone Transmission Company Ltd.	178.06	178.06	14.11	Data not furnished for February'24. Considered the same as in the earlier billing period.
29	Goa Tamnar Transmission Projects Limited	42.70	42.70	3.38	As per data furnished by ISTS Licensee for February'24
30	Mumbai Urja Marg Limited	79.48	79.48	6.30	As per data furnished by ISTS Licensee for February'24
31	Lakadia Vadodara Transmission Company Limited	230.88	230.88	18.29	As per data furnished by ISTS Licensee for February'24

S.No.	Name of the Transmission Licensee	Total YTC claimed by Licensees (₹ Cr)	Total YTC allowed for February'24 (₹ Cr)	Equivalent MTC to be considered for February'24 (₹ Cr)	Remarks
32	NRSS-XXIX Transmission Limited	503.11	503.11	39.86	Data not furnished for February'24. Considered the same as in the earlier billing period.
33	Odisha Generation Phase-II Transmission Limited	151.96	151.96	12.04	Data not furnished for February'24. Considered the same as in the earlier billing period.
34	Patran Transmission Company Limited	30.80	30.80	2.44	Data not furnished for February'24. Considered the same as in the earlier billing period.
35	Purulia & Kharagpur Transmission Company Limited	72.48	72.48	5.74	Data not furnished for February'24. Considered the same as in the earlier billing period.
36	Rapp Transmission Company Limited	44.06	44.06	3.49	Data not furnished for February'24. Considered the same as in the earlier billing period.
37	NER-II Transmission Limited	480.91	480.91	38.10	Data not furnished for February'24. Considered the same as in the earlier billing period.
38	Teestavalley Power Transmission Limited	248.37	248.37	19.68	Data not furnished for February'24. Considered the same as in the earlier billing period.
39	Torrent Power Grid Limited	26.03	26.03	2.06	As per data furnished by ISTS Licensee for February'24
40	Darbhanga-Motihari Transmission Company Limited	134.73	134.73	10.68	Data not furnished for February'24. Considered the same as in the earlier billing period.
41	NRSS XXXI (B) Transmission Limited	98.09	98.09	7.77	Data not furnished for February'24. Considered the same as in the earlier billing period.
42	A D Hydro Power Limited	43.19	43.19	3.42	Data not furnished for February'24. Considered the same as in the earlier billing period. CERC order 209/MP/2017 dated 05.02.2024 considered.

S.No.	Name of the Transmission Licensee	Total YTC claimed by Licensees (₹ Cr)	Total YTC allowed for February'24 (₹ Cr)	Equivalent MTC to be considered for February'24 (₹ Cr)	Remarks
43	Powergrid Himachal Transmission Ltd (Jaypee Powergrid Limited)	126.73	126.73	10.04	As per data furnished by ISTS Licensee for February'24
44	Kohima Mariani Transmission Limited	286.90	286.90	22.73	As per data furnished by ISTS Licensee for February'24
45	Raichur Sholapur Transmission Company Private Limited	35.20	35.20	2.79	Data not furnished for February'24. Considered the same as in the earlier billing period.
46	Koppal-Narendra Transmission Limited	54.81	54.81	4.34	As per data furnished by ISTS Licensee for February'24
47	Damodar Valley Corporation	109.09	109.09	8.64	Data not furnished for February'24. Considered the same as in the earlier billing period.
48	Powerlinks Transmission Limited	135.93	135.93	10.77	Data not furnished for February'24. Considered the same as in the earlier billing period.
49	NRSS XXXVI Transmission Limited	22.09	22.09	1.75	As per data furnished by ISTS Licensee for February'24.
50	Warora-Kurnool Transmission Limited	409.61	409.61	32.46	As per data furnished by ISTS Licensee for February'24.
51	Powergrid Vizag Transmission Limited	213.07	213.07	16.88	As per data furnished by ISTS Licensee for February'24
52	Powergrid NM Transmission Limited	164.21	164.21	13.01	As per data furnished by ISTS Licensee for February'24
53	Powergrid Unchahar Transmission Limited	19.28	19.28	1.53	As per data furnished by ISTS Licensee for February'24

S.No.	Name of the Transmission Licensee	Total YTC claimed by Licensees (₹ Cr)	Total YTC allowed for February'24 (₹ Cr)	Equivalent MTC to be considered for February'24 (₹ Cr)	Remarks
54	Powergrid Parli Transmission Limited	326.22	326.22	25.85	As per data furnished by ISTS Licensee for February'24
55	Powergrid Kala Amb Transmission Limited	66.82	66.82	5.29	As per data furnished by ISTS Licensee for February'24.
56	Powergrid Southern Interconnector Transmission System Limited	462.10	462.10	36.61	As per data furnished by ISTS Licensee for February'24
57	Powergrid Jabalpur Transmission Limited	256.43	256.43	20.32	As per data furnished by ISTS Licensee for February'24
58	Powergrid Warora Transmission Limited	364.20	364.20	28.86	As per data furnished by ISTS Licensee for February'24
59	Powergrid Medinipur Jeerat Transmission Limited	579.70	579.70	45.93	As per data furnished by ISTS Licensee for February'24
60	Powergrid Mithilanchal Transmission Limited	170.00	170.00	13.47	As per data furnished by ISTS Licensee for February'24
61	Powergrid Ajmer Phagi Transmission Limited	74.79	74.79	5.93	As per data furnished by ISTS Licensee for February'24
62	Powergrid Varanasi Transmissoin System Limited	116.97	116.97	9.27	As per data furnished by ISTS Licensee for February'24
63	Powergrid Fatehgarh Transmission Limited	87.69	87.69	6.95	As per data furnished by ISTS Licensee for February'24
64	Powergrid Khetri Transmission System Ltd.	149.07	149.07	11.81	As per data furnished by ISTS Licensee for February'24
65	Powergrid Bhuj Transmission Limited	128.95	128.95	10.22	As per data furnished by ISTS Licensee for February'24



S.No.	Name of the Transmission Licensee	Total YTC claimed by Licensees (₹ Cr)	Total YTC allowed for February'24 (₹ Cr)	Equivalent MTC to be considered for February'24 (₹ Cr)	Remarks
66	Powergrid Bikaner Transmission System Limited	167.88	167.88	13.30	As per data furnished by ISTS Licensee for February'24
67	Powergrid Ramgarh Transmission Limited	46.41	46.41	3.68	As per data furnished by ISTS Licensee for February'24
68	North East Transmission Company Limited	252.89	252.89	20.04	Data not furnished for February'24. Considered the same as in the earlier billing period.
69	Transmission Corporation Of Andhra Pradesh (APTRANSCO)	732.52	139.14	11.02	As per data furnished by ISTS Licensee for February'24
70	Madhya Pradesh Power Transmision Co. Ltd.	12.54	12.54	0.99	Data not furnished for February'24. Considered the same as in the earlier billing period.
71	Karnataka Power Transmission Corporation Limited	1.42	1.42	0.11	Data not furnished by ISTS Licensee for February'24. CERC Tariff Order dated 12.06.2019 has been considered
72	Delhi Transco Limited	3.12	3.12	0.25	Data not furnished by ISTS Licensee for February'24. Data as furnished by ISTS Licensee for Dec'20 has been considered.
73	Power Transmission Corporation Of Uttarakhand Ltd	71.66	71.66	5.68	As per data furnished by ISTS Licensee for February'24. CERC Tariff Order dated 09.11.2021, 25.11.2021, 13.06.2021 and 20.01.2024 have been considered.
74	Rajasthan Rajya Vidhyut Prasaran Nigam Ltd.	33.98	6.37	0.50	Data not furnished by ISTS Licensee for February'24. Data as furnished by ISTS Licensee for Jan'21 has been considered. RPC certified non-ISTS as ISTS has not been considered in line with clause 13 (13) of Sharing Regulations,2020
75	Tamilnadu Transmission Corporation Limited	0.59	0.59	0.05	Data not furnished by ISTS Licensee for February'24. CERC Tariff 148/TT/2018 Order dated 16.11.2018 has been considered

S.No.	Name of the Transmission Licensee	Total YTC claimed by Licensees (₹ Cr)	Total YTC allowed for February'24 (₹ Cr)	Equivalent MTC to be considered for February'24 (₹ Cr)	Remarks
76	Chhattisgarh State Power Transmission Company Ltd	0.75	0.75	0.06	Data not furnished for February'24. Considered the same as in the earlier billing period.
77	Himachal Pradesh Power Transmission Corporation Ltd	2.61	2.61	0.21	Data not furnished for February'24. Considered the same as in the earlier billing period.
78	Odisha Power Transmission Corporation Limited	9.80	9.67	0.77	Data not furnished by ISTS Licensee for February'24. Data as furnished by ISTS Licensee for Jan'21 has been considered. Filing and Publication fee of ₹ 13.67 Lacs as claimed by the licensee is not considered. The same may be claimed in Bill-2 or Bill-3 as applicable.
79	Uttarpradesh Power Transmission Corporation Limited	27.23	0.00	0.00	Data not furnished by ISTS Licensee for February'24. YTC has been considered as zero in line with CERC terms & conditions for Tariff Regulations 2019 as tariff as on 31.03.2019 is not available
80	Power Development Department, Jammu & Kashmir	10.11	0.00	0.00	Data not furnished by ISTS Licensee for February'24. YTC has been considered as zero in line with CERC terms & conditions for Tariff Regulations 2019 as tariff as on 31.03.2019 is not available
81	Gujarat Energy Transmission Corporation Limited	5.71	0.00	0.00	Data not furnished by ISTS Licensee for February'24. YTC has been considered as zero in line with CERC terms & conditions for Tariff Regulations 2019 as tariff as on 31.03.2019 is not available
82	Maharashtra State Electricity Transmission Company Ltd	97.68	0.00	0.00	Data not furnished by ISTS Licensee for February'24. YTC has been considered as zero in line with CERC terms & conditions for Tariff Regulations 2019 as tariff as on 31.03.2019 is not available

S.No.	Name of the Transmission Licensee	Total YTC claimed by Licensees (₹ Cr)	Total YTC allowed for February'24 (₹ Cr)	Equivalent MTC to be considered for February'24 (₹ Cr)	Remarks
83	West Bengal State Electricity Transmission Company Ltd	32.05	0.00	0.00	Data not furnished by ISTS Licensee for February'24. YTC has been considered as zero in line with CERC terms & conditions for Tariff Regulations 2019 as tariff as on 31.03.2019 is not available
84	Haryana Vidyut Prasaran Nigam Limited	0.35	0.35	0.03	As per data furnished by ISTS Licensee for February'24
85	Assam Electricity Grid Corporation Limited	10.78	0.00	0.00	Data not furnished by ISTS Licensee for February'24. YTC has been considered as zero in line with CERC terms & conditions for Tariff Regulations 2019 as tariff as on 31.03.2019 is not available
86	Meghalaya Power Transmission Corporation Limited	3.61	0.00	0.00	Data not furnished by ISTS Licensee for February'24. YTC has been considered as zero in line with CERC terms & conditions for Tariff Regulations 2019 as tariff as on 31.03.2019 is not available
87	Kerala State Electricity Board	10.06	0.00	0.00	Data not furnished by ISTS Licensee for February'24. YTC has been considered as zero in line with CERC terms & conditions for Tariff Regulations 2019 as tariff as on 31.03.2019 is not available

TOTAL MTC considered for the billing period February'24 from the claimed assets of ISTS licensees (₹ Crores)

**3654.53**

**Entity-wise details of Bilateral billing for February,2024 billing period**

Sl.No.	Name of the Asset	Transmission Licensee	Name of the beneficiary	Region	MTC in ₹	State Control Area in which the Bilateral charges are included	Remarks
1	400KV D/C Kota - Jaipur (South) line along with associated bays at Kota and Jaipur(South) (part of RAPPJaipur (S) 400KV D/C line with one ckt LILO at Kota)	Powergrid	RAPP 7&8, NPCIL	NR	30412126		As per Regulation 13(3) of Sharing Regulations 2020
2	2X500MVA 400/230kV transformers along with associated bays and equipment at new 400/230kV (GIS) Tirunelveli Pooling Sub-station	Powergrid	Betam	SR	451104		As per Regulation 13(3) of Sharing Regulations 2020
3	Asset 1. Kalpakkam PFBR-Sirucher 230 kV D/C Line, Asset 2. Kalpakkam PFBR - Arani 230 KV D/C Line, Asset 3. 230 kV D/C Kalpakkam PFBR-Kanchipuram transmission line and 2 numbers of 230 kV Bays at Kanchipuram Sub-station of TNEB	Powergrid	Bharatiya Nabhiya Vidyut Nigam Limited (BHAVINI)	SR	15467776		As per Regulation 13(3) of Sharing Regulations 2020
4	HVDC Mundra-Mahendergarh	Powergrid	Adani Power Limited	WR	244370576		--
5	400 kV Banaskantha (Radhanesda) Pooling Station-Banaskantha (PG) D/C line along with 2 nos. 400 Kv line bays at Banaskantha (PG) under Tr. System for Ultra Mega Solar Power Park (700 MW) at Banaskantha (Radhanesda), Gujarat in WR	Powergrid	Gujarat Power Corporation Limited (GPCL)	WR	4979997	Gujarat	As per Regulation 13(3) of Sharing Regulations 2020
6	Est. of 2x500 MVA, 400/220 kV PS at Banaskantha (Radhanesda) (GIS) with 1X125 MVAR BR, 2 nos of 400 kV line bays at Bnsknta (Radhanesda) (GIS) for interconnection of Bnsknta (Radhanesda) PS-Bnsknta (PG) 400 kV D/C (twin AL59) TL & 4 Nos 220 kV Line bays	Powergrid	Gujarat Power Corporation Limited (GPCL)	WR		Gujarat	As per Regulation 13(3) of Sharing Regulations 2020
7	Mahan Bilaspur Line	Essar Transco Limited	Mahan Energen Limited (formerly Essar Power M.P. Ltd)	WR	47185694		CERC order dated 22.11.2023 in Petition No. Petition No. 24/TT/2023
8	2 numbers 400 kV line bays at Bhadla (POWERGRID) Sub-station	Powergrid	Adani Renewable Energy Park Rajasthan Limited	NR	10184		As per Regulation 13(3) of Sharing Regulations 2020
9	Establishment of 400 kV Pooling Station at Fatehgarh		Adani Renewable Energy Park Rajasthan Limited	NR	6079		As per Regulation 13(3) of Sharing Regulations 2020

<b>Sl.No.</b>	<b>Name of the Asset</b>	<b>Transmission Licensee</b>	<b>Name of the beneficiary</b>	<b>Region</b>	<b>MTC in ₹</b>	<b>State Control Area in which the Bilateral charges are included</b>	<b>Remarks</b>
10	Fatehgarh Pooling Station – Bhadla (PG) 765 kV D/C line (To be operated at 400 kV)	<b>Fatehgarh Badhla Transmission Limited</b>	ACME Solar Holdings Pvt. Ltd	NR	1823643		As per Regulation 13(3) of Sharing Regulations 2020
11	2 Nos. 400 kV line bays at Fatehgarh Pooling Station			NR			As per Regulation 13(3) of Sharing Regulations 2020
12	1x25 MVAR Bus Reactor at 400 kV Fatehgarh Pooling Station along with associated bay			NR			As per Regulation 13(3) of Sharing Regulations 2020
13	Space for future 220kV (12 Nos) Line Bays			NR			As per Regulation 13(3) of Sharing Regulations 2020
14	Space for future 400kV (8 Nos) Line Bays alongwith line reactors at at Fatehgarh Pooling Station			NR			As per Regulation 13(3) of Sharing Regulations 2020
15	Space for future 220/400kV transformers (5 Nos) alongwith associated transformer bays at each level.			NR			As per Regulation 13(3) of Sharing Regulations 2020
16	Space for future 400kV bus reactors (2 Nos) alongwith associated bays.			NR			As per Regulation 13(3) of Sharing Regulations 2020
17	765/400 kV 1500 MVA ICT along with associated bays at Meerut Sub-station under Transmission System associated with Tehri Pump Storage Plant (PSP)	<b>Powergrid</b>	THDC India Ltd.	NR	40276959		As per Regulation 13(3) of Sharing Regulations 2020
18	765/400 kV 800 MVA ICTI along with associated bays at Koteshwar (Tehri Pooling Station) under Transmission System associated with Tehri Pump Storage Plant (PSP)			NR			As per Regulation 13(3) of Sharing Regulations 2020
19	400 kV S/C Tehri (Generation)-Tehri (Koteshwar) (Quad) line along with associated bays at both ends under Transmission system associated with Tehri Pump Storage Plant (PSP)			NR			As per Regulation 13(3) of Sharing Regulations 2020
20	400 kV D/C North Karanpura-Chandwa (Jharkhand) Pooling Station line with quad moose conductor	North karanpura Transco Ltd.	NTPC, North Karanpura STPP, Jharkhand	ER	8118988		As per Regulation 13(3) of Sharing Regulations 2020
21	Establishment of 2x500 MVA, 400/230 kV Karur Pooling Station (at a location in between Karur Wind zone and Tiruppur wind zone)	<b>Karur Transmission Limited</b>	JSW Renew Energy Ltd.	SR	17724863		As per Regulation 13(3) of Sharing Regulations 2020
22	LILO of both circuits of Pugalur – Pugalur (HVDC) 400 kV D/C line (with Quad Moose ACSR Conductor) at Karur PS						

Sl.No.	Name of the Asset	Transmission Licensee	Name of the beneficiary	Region	MTC in ₹	State Control Area in which the Bilateral charges are included	Remarks
23	2x125 MVAr, 400 kV Bus reactors at Karur PS						
24	400 KV D/C Quad Moose Koppal PS – Narendra (New) Transmission Line	Koppal-Narendra Transmission Limited	ReNew Solar Power Pvt Ltd.	SR	2498715		As per Regulation 13(3) of Sharing Regulations 2020
25	400/220 kV Koppal Pooling Station  <b>400kV</b> •ICT: 3x500MVA, 400/220kV •ICT bay: 3 nos. •Line bay: 2 nos. •Bus Reactor bay: 2 nos. <b>220kV</b> •ICT bay: 3 nos •Line bay: 5 nos. •Bus coupler bay: 1 no. •Transfer Bus coupler bay: 1 no.		Renew Surya Ojas Pvt. Ltd.		12627911		
			Ayana Renewable Power Six Private Limited		2217287		
26	2x125 MVAr, 420 kV bus reactor at Koppal Pooling station						
27	- 400 kV GIS Line bay at Narendra (New): 2 nos. - 400 kV GIS Bay for future 765/400kV Transformer: 2 nos. - 400 kV Auxiliary GIS bay module for switching of future 765/400 kV Transformer: 1 no.						

Sl.No.	Name of the Asset	Transmission Licensee	Name of the beneficiary	Region	MTC in ₹	State Control Area in which the Bilateral charges are included	Remarks
28	Establishment of 400/220kV, 4x500MVA Ramgarh-II PS (Fatehgarh-III PS) with 420kV (2x125MVAR) Bus Reactor  400kV: 500MVA ICT - 4 ICT bays - 4 Line bays - 4 125MVAR Bus Reactor - 2 Reactor Bays - 2  220kV: ICT bays - 4 Line Bays - 7	Powergrid Ramgarh Transmission Ltd.	ReNew Surya Vihan Pvt. Ltd.	NR	5602024		As per Regulation 13(3) of Sharing Regulations 2020
29	Ramgarh-II PS(Fatehgarh-III) - Fatehgarh-II PS 400kV D/c line (Twin HTLS)		Renew Surya Roshni Pvt. Ltd.		7358909		
30	2 nos. of 400kV line bays at Fatehgarh-II PS for Ramgarh-II PS - Fatehgarh-II PS 400kV D/c line		Altra Xergi Power Pvt. Ltd.		612491		
31	Ramgarh-II PS - Jaisalmer-II (RVPN) 400kV D/c line (Twin HTLS)		Adani Renewable Energy Holding Seventeen Pvt. Ltd.		11204047		
32	2 nos. of 400kV line bays at Jaisalmer-II (RVPN) for Ramgarh-II PS - Jaisalmer-II (RVPN) 400kV D/c line		ReNew Surya Aayan Pvt. Ltd.		5602024		

**TOTAL**

**458551396**

Date of publication: 25.11.2023

Revised GNash and GNAd as per CERC(Connectivity and General Network Access to the inter-State Transmission System)(First Amendment) Regulations,2023												
State	Yearly Average of Daily Max ISTS drawal (X <sub>1</sub> )(MW)	Yearly Max ISTS drawal(Y <sub>1</sub> )(MW)	Z <sub>1</sub> = 0.5*x+0.5*y (MW)	Yearly Average of Daily Max ISTS drawal (X <sub>2</sub> )(MW)	Yearly Max ISTS drawal(Y <sub>2</sub> )(MW)	Z <sub>2</sub> = 0.5*x+0.5*y (MW)	Yearly Average of Daily Max ISTS drawal (X <sub>3</sub> )(MW)	Yearly Max ISTS drawal(Y <sub>3</sub> )(MW)	Z <sub>3</sub> = 0.5*x+0.5*y (MW)	GNAsh* (MW)=Avg of Z1 Z2 & Z3	GNA (MW) As per Annexure-I of GNA Regulations ,2022	GNAd (MW) (=GNA-GNAsh)
	2018-19			2019-20			2020-21					
Northern Region												
Haryana	4660	7321	5991	5433	7778	6606	5499	9132	7316	5143	5418	275
Rajasthan	3874	5596	4735	4359	7759	6059	5080	7466	6273	5689	5755	66
Uttar Pradesh	7068	10304	8686	8136	12090	10113	8492	12582	10537	9779	10165	386
Southern Region												
Tamil Nadu	6707	9560	8134	7361	9984	8673	7501	11475	9488	8765	9177	412
Telangana	4160	6115	5137	4104	7854	5979	4380	8193	6286	5801	6140	339
Andhra Pradesh	2635	4578	3606	2741	5357	4049	3771	6110	4941	4199	4516	317
Western Region												
Chhattishgarh	1100	2219	1659	1491	2353	1922	1459	2714	2086	1889	2149	260
Gujarat	5346	8699	7023	4284	6260	5272	4675	8611	6643	6312	6434	122
Maharashtra	6481	10207	8344	6437	8790	7613	7409	10238	8824	8260	8496	236
Easten Region												
Bihar	4095	4782	4438	4320	5494	4907	4553	5840	5196	4847	5043	196
North Easten Region												
Arunachal Pradesh	118	145	132	99	132	115	84	128	106	117	134	17
Assam	1171	1468	1319	1186	1608	1397	1251	1690	1470	1396	1529	133
Manipur	135	196	166	147	201	174	166	218	192	177	204	27
Nagaland	112	145	128	117	140	128	113	140	126	128	134	6

**Note:**

1. For computation of GNash, ISTS drawal has been considered after subtracting the Direct drawal based on the details of generating stations as provided by CTU as per CERC(Connectivity and General Network Access to the inter-State Transmission System) (First Amendment) Regulations,2023.
2. Block-wise meter data has been used for computation of ISTS drawal by State.
3. For Haryana, GNash has been reduced by 1495MW in line with the Annexure-I of GNA Regulations,2022
- 4.#As the power from Telangana STPP,, Dhariwal(unit-1 of 300MW) and Chuzachen HEP were not included in ISTS drawl for the period 2018-19, 2019-20 and 2020-21,so for the computation of GNAd & GNash these Generating stations have not been considered.



List of generating stations as provided by CTU, from which drawal through STU lines and Scheduled quantum of States have been considered for computation of Direct drawal and GNash

Northern Region	Generating Stations
Haryana	IGTPS(Jhajjar)
Rajasthan	Anta GPS, RAPS B
Uttar Pradesh	Unchahar Stage-I,Tanda Stage-II,Narora Atomic Power Station(NAPS)
Southern Region	
Tamil Nadu	Madras Atomic Power Station (MAPS), Neyveli TS-II Stage-I, New Neyveli TPS
Telangana	Ramagundam STPS St-I&II, Telangana STPP(#)
Andhra Pradesh	Simhadri- Stage-1
Western Region	
Chhattishgarh	NSPCL (formerly BESCL)
Gujarat	Tarapur 1&2 APS, Kawas GPS, Gandhar GPS
Maharashtra	Tarapur 1&2 APS, Ratnagiri Gas & Power Pvt.Ltd, Dhariwal(# unit-1 of 300MW)
Easten Region	
Bihar	Kanti Stage-2 (at 220kV level)
Sikkim	Chuzachen HEP(#)
North Easten Region	
Arunachal Pradesh	Pare HEP, Ranganadi HEP
Assam	Bongaigaon TPS
Manipur	Loktak HEP
Nagaland	Doyang HEP

## Commercial data of RE transmission network to be considered for NC-RE component for Feb'24 Billing period

S.No.	Name of the ISTS Licensee	Voltage level	Project Name	Asset name	Equipment type	Line name	In case of Transmission line			YTC in Lakhs	Block	Order Status	Petition COD	Actual COD	Petition No.	Order date	Remarks
							Type of Conductor	No. of sub-Conductors	Line Length (ckt km)								
1		765	Green Energy Corridors- Inter-State Transmission Scheme (ISTS)-Part-B in Northern Region	Chittorgarh-Ajmer 765 kV D/C line along with associated bays and 240 MVAR Switchable Line reactors at both end	RE-Line	Chittorgarh-Ajmer 765 kV D/C line	Zebra	6	422.34	42762.75000	2019-24	Final 19-24	06-10-2018	06-10-2018	328/TT/2022	28-04-2023	
		400	Green Energy Corridors- Inter State Transmission Scheme (ISTS) Part-B	1 no. 400 kV, 125 MVAR Bus Reactor along with associated bay at Banaskantha SS	RE BR												
		765	Green Energy Corridors- Inter State Transmission Scheme (ISTS) Part-B	765kV Banaskantha - Chittorgarh TL with 2 nos. 330 MVAR, SLR at Bansknta. SS & 2 nos. 240 MVAR, SLR at Chittgrh SS, 400 kV Bansknta - Sankhari TL, 2 nos. 1500 MVA, ICTs along with ass. bays and 1 no. 765 kV, 330 MVAR BR with ass. bay at Bansknta SS	RE Line	765kV Banaskantha - Chittorgarh TL	Hexa Zebra	6	715.652								
		400			RE Line	400 kV Banaskantha - Sankhari TL	Twin Moose	2	43.41								
		765			RE SLR												
		765			RE ICT												
		765			RE BR												
2		400	Transmission System for Ultra Mega Solar Park in Anantpur District, Andhra Pradesh-Part A (Phase-I)	LILO of 400 kV Kadapa-Kolar S/C Line at NP Kunta alongwith associated line bays and 1 no of 500 MVA ICT along with its bays at NP Kunta Sub-station	RE-Line	LILO of 400 kV Kadapa-Kolar S/C Line at NP Kunta	ACSR Moose	2	19.02	3804.02000	2019-24	Final 19-24	05-10-2016	05-10-2016	360/TT/2020	18-02-2022	
		400/220	Transmission System for Ultra Mega Solar Park in Anantpur District, Andhra Pradesh-Part A (Phase-I)	2x500 MVA transformer & 1x125 MVAR reactor alongwith associated bays at NP Kunta	RE-ICT												
		400	Transmission System for Ultra Mega Solar Park in Anantpur District, Andhra Pradesh-Part A (Phase-I)	±100 MVAR STATCOM at NP Kunta Pooling Station	RE-STATCOM												
3		400	Transmission System for Ultra Mega Solar Park (750MW) in Rewa District, Madhya Pradesh in Western Region	LILO of Vindhychal-Jabalpur 400 kV 2nd D/C line (Ckt 3 & 4) alongwith 2 nos. ICTs, Bus reactor associated bays and 1 no. 220 kV line bays at 400/220 kV Rewa Pooling station	RE Line	LILO of Vindhychal-Jabalpur 400 kV 2nd D/C line (Ckt 3 & 4) at 400/220 kV Rewa Pooling station	Moose	2	129.024	3785.45706	2014-19	Final 14-19	06-07-2018	06-07-2018	7/TT/2018	5-Nov-18	
4		220	Transmission System for Ultra Mega Solar Park in Anantpur District, Andhra Pradesh - Part C (Phase-III)	2 nos. 220 kV Line bays (Bay No 209 & 211) at NP Kunta substation	NC-RE						2019-24	Final 19-24	03-07-2018	03-07-2018	185/TT/2022	9-Feb-23	Set aside by APTEL vide Order dtd 15.12.2023 under APL No. 605 OF 2023 & IA No. 1783 OF 2022 & IA No. 1782 OF 2022
5		220	Transmission System for Ultra Mega Solar Park in Anantpur District, Andhra Pradesh - Part C (Phase-III)	2 nos. 220 kV Line bays (Bay No 210 & 212) at NP Kunta substation	NC-RE						2019-24	Final 19-24	03-07-2018	03-07-2018	185/TT/2022	9-Feb-23	Set aside by APTEL vide Order dtd 15.12.2023 under APL No. 605 OF 2023 & IA No. 1783 OF 2022 & IA No. 1782 OF 2022
6		400	Transmission System for Ultra Mega Solar Park in Anantpur District, Andhra Pradesh - Part C (Phase-III)	1 no. 500 MVA 400/220 kV Transformer along with associated bays at NP Kunta Sub-Station	NC-RE						2019-24	Final 19-24	30-09-2018	30-09-2018	185/TT/2022	9-Feb-23	Set aside by APTEL vide Order dtd 15.12.2023 under APL No. 605 OF 2023 & IA No. 1783 OF 2022 & IA No. 1782 OF 2022
7		400	Green Energy Corridors- Inter State Transmission Scheme (ISTS) PartC	2 nos. 500MVA, 400/220 kV ICTs along with associated bays at Bhuj Pooling Station	RE ICT					28425.17	2019-24	Final 19-24	20-03-2019	20-03-2019	42/TT/2022	12-10-2022	
		400	Green Energy Corridors- Inter State Transmission Scheme (ISTS) PartC	1 no. 400 kV, 125 MVAR Bus Reactor along with associated bays at Bhuj Pooling Station	RE												
		765	Green Energy Corridors- Inter State Transmission Scheme (ISTS) PartC	1 no. 1500 MVA, 765/400 kV ICT-1 along with associated bays at Bhuj Pooling Station	RE												
		765	Green Energy Corridors- Inter State Transmission Scheme (ISTS) PartC	765kV D/C Bhuj PS-Banaskantha TL with ass. Bays at both ends, 2x330 MVAR SLRs with ass. bays at both ends, 1 no. 1500 MVA, 765/400 kV ICT-2 and 1 no. 765 kV, 330 MVAR BR with ass. bays at Bhuj PS	RE Line	765kV D/C Bhuj PS-Banaskantha TL	Hexa Zebra	6	579.394								
		765			RE SLR												
		765			RE ICT												
		765			RE BR												
8		765	Green Energy Corridor ISTS-Part-D in Northern Region	765 kV D/C Bikaner (New)-Moga TL with 2x330 MVAR, 765 kV SLR and ass. bays at Bikaner end and 2 Nos. 330 MVAR, 765 kV SLR and ass. bays at Moga end	RE	765 kV D/C Bikaner (New)-Moga TL	Hexa Zebra	6	734.734	24069.25000	2019-24	Final 19-24	11-03-2020	11-03-2020	34/TT/2021	8-Mar-22	
9		765	Green Energy Corridor ISTS-Part-D in Northern Region	765 kV D/C Ajmer (New)-Bikaner (New) TL with SLR & ass. bays at Ajmer & Bikaner; 2 Nos. 3*500 MVA ICT at Bikaner Ss, 3*110 MVAR & 1x125 MVAR BRs at Bikaner (New) Ss, LILO of one ckt. of 400 kV Badhla (RVPNL) - Bikaner (RVPNL) D/C TL at Bikaner (New)	RE	765 kV D/C Ajmer (New)-Bikaner (New) TL	Hexa Zebra	6	526	24473.95000	2019-24	Final 19-24	07-07-2019	07-07-2019	34/TT/2021	08-03-2022	

S.No.	Name of the ISTS Licensee	Voltage level	Project Name	Asset name	Equipment type	Line name	In case of Transmission line			YTC in Lakhs	Block	Order Status	Petition COD	Actual COD	Petition No.	Order date	Remarks
							Type of Conductor	No. of sub-Conductors	Line Length (ckt km)								
10		400	Transmission system for Ultra Mega Solar Power Park at Tumkur (Pavagada), Karnataka-Phase-I	Tumkur (Pavagada) Pool-Hiriyur400 kV D/C line along with associated bays and equipment at both ends	RE-Line	Tumkur (Pavagada) Pool-Hiriyur400 kV D/C line	ACSR Moose	2	218.7	2687.83000	2019-24	Final 19-24	27-09-2018	27-09-2018	653/TT/2020	13-Mar-22	
11		400	Transmission System for Ultra mega Solar Power Park at Tumkur (Pavagada), Karnataka-Phase-I	LILO of one circuit of 400 kV D/C GootyTumkur (Vasantnarsapur) D/C line at Tumkur (Pavagada) pooling station	RE-Line	LILO of one circuit of 400 kV D/C GootyTumkur (Vasantnarsapur) D/C line at Tumkur (Pavagada) pooling station	Moose	2	0.45	7645.03000	2019-24	Final 19-24	14-03-2018	14-03-2018	357/TT/2020	14-03-2022	
		400	Transmission System for Ultra mega Solar Power Park at Tumkur (Pavagada), Karnataka-Phase-I	LILO of second circuit of 400 kV D/C GootyTumkur (Vasantnarsapur) D/C line at Tumkur (Pavagada) pooling station along with associated bays and equipment	RE-Line	LILO of second circuit of 400 kV D/C GootyTumkur (Vasantnarsapur) D/C line at Tumkur (Pavagada) pooling station	Moose	2	0.45								
			Transmission System for Ultra mega Solar Power Park at Tumkur (Pavagada), Karnataka-Phase-I	New 400/220 kV pooling station at Tumkur (Pavagada) with 1 X 500MVA 400/220 kV ICT along with associated bays & equipment	RE												
			Transmission System for Ultra mega Solar Power Park at Tumkur (Pavagada), Karnataka-Phase-I	1x 125 MVAR 400 kV Bus reactor and along with associated bays & equipment's at 400/220 kV Tumkur (Pavagada) pooling station	RE												
		400	Transmission System for Ultra mega Solar Power Park at Tumkur (Pavagada), Karnataka-Phase-I	LILO of 400 kV D/C Bellary -Tumkur (Vasantnarsapur) D/C (Quad Moose) TL at Tumkur (Pavagada) pooling station along with associated bays & equipment	RE-Line	LILO of 400 kV D/C Bellary -Tumkur (Vasantnarsapur) D/C (Quad Moose) TL at Tumkur (Pavagada) pooling station	Moose	4	222.96								
			Transmission System for Ultra mega Solar Power Park at Tumkur (Pavagada), Karnataka-Phase-I	1 X 500 MVA 400/220 kV ICT-I at 400/220 kV Tumkur (Pavagada) pooling station along with associated bays & equipment	RE												
			Transmission System for Ultra mega Solar Power Park at Tumkur (Pavagada), Karnataka-Phase-I	1 X 500 MVA 400/220 kV ICT-II at 400/220 kV Tumkur (Pavagada) pooling station along with associated bays & equipment	RE												
12		400	Transmission system for Ultra Mega Solar Power Park at Tumkur (Pavagada), Karnataka - Phase II (Part A) in Southern Region	1X500 MVA 400/220 kV ICT along with associated bays at Tumkur (Pavagada) Substation	RE-ICT					711.07000	2019-24	Final 19-24	31-03-2019	31-03-2019	656/TT/2020	21-Mar-22	
13		400	Transmission System Associated with"Green Energy Corridors: Inter State Transmission Scheme (ISTS)-Part A	(1)400 kV D/C Ajmer(N)-Aj.(RVPN)TL awab at BE(2)125 MVAR BR awab at Aj.(N)(3)ICT-I awab at Aj.(N)(4)D/C Chit.(New)Chit.(R)TL awab at BE(5)240 MVAR BR awab at Chit.(N)(6)125MVAR BR awab at Chit.(N)(7)ICT-I awab at Chit.(N)(8)ICT-II awab at Chit.(N)	RE-Line	400 kV D/C Ajmer (New)- Ajmer (RVPN) TL	Moose	4	131.23	18363.27000	2019-24	Final 19-24	02-02-2018	02-02-2018	476/TT/2020	28-03-2022	
	400		RE-Line	400 kV D/C Chittorgarh (New)- Chittorgarh (RVPN) TL	Moose	4	97.48										
		Transmission System Associated with"Green Energy Corridors: Inter State Transmission Scheme (ISTS)-Part A	Combined Assets of(1) 765 kV, 240 MVAR BR along with associated bay at Ajmer (New) SS(2) 765/400 kV, 3X500 MVA ICT-II along with associated bays at Ajmer (New) SS	RE													
	400	Transmission System Associated with"Green Energy Corridors: Inter State Transmission Scheme (ISTS)-Part A	2 X400 kV D/C(Quad)Tirunelveli Pooling Station-Tuticorin Pooling station line along with new 400/230kV (GIS) Tirunelveli Pooling SS with 2X125MVAR 400kV BR & associated bays at 400/230kV Tuticorin Pooling station	RE-Line	2 X 400 kV D/C (Quad) Tirunelveli Pooling Station-Tuticorin Pooling station line	Moose	4	24.06									
14			Transmission System Associated with"Green Energy Corridors: Inter State Transmission Scheme (ISTS)-Part A	2X500MVA 400/230kV transformers along with associated bays andequipmentat new 400/230kV (GIS) Tirunelveli Pooling Sub-station	RE					1690.3600	2019-24	Final 19-24	10-06-2018	10-06-2018	476/TT/2020	28-Mar-22	Breakup of Pool & Bilateral portion already given in Format II G(1)
15		400	Tr. System for Ultra Mega Solar Power Park (700 MW) at Banaskantha (Radhanesda), Gujarat in WR	400 kV Banaskantha (Radhanesda) Pooling Station-Banaskantha (PG) D/C line alongwith 2 nos. 400 Kv line bays at Banaskanta (PG)	RE Line	400 kV Banaskantha (Radhanesda) Pooling Station-Banaskantha (PG) D/C line	Twin Moose	2	130.38	2026.1000	2019-24	Final 19-24	05-09-2020	05-09-2020	203/TT/2021	26-May-22	Breakup of Pool & Bilateral portion already given in Format II G(1)

S.No.	Name of the ISTS Licensee	Voltage level	Project Name	Asset name	Equipment type	Line name	In case of Transmission line			YTC in Lakhs	Block	Order Status	Petition COD	Actual COD	Petition No.	Order date	Remarks
							Type of Conductor	No. of sub-Conductors	Line Length (ckt km)								
16	POWERGRID	400	Supplementary Transmission System for Ultra Mega Solar Power Park (700 MW) at Banaskantha (Radhanesda), Gujarat in WR	Est. of 2x500 MVA, 400/220 kV PS at Banaskantha (Radhanesda) (GIS) with 1X125 MVAR BR, 2 nos of 400 kV line bays at Bnsknta (Radhanesda) (GIS) for interconnection of Bnsknta (Radhanesda) PS- Bnsknta (PG) 400 kV D/C (twin AL59) TL & 4 Nos 220 kV Line bays	RE					2373.4700	2019-24	Final 19-24	05-09-2020	05-09-2020	74/TT/2021	9-Jun-22	Breakup of Pool & Bilateral portion already given in Format II G(1)
17		765	Transmission System for Solar Power Park at Bhadla in the Northern Region	a) 765 kV D/C Bhadla (PG)- Bikaner (PG) with 2x240 MVAR SLR at Bhadla (PG) Ss & 2x240 MVAR SLRs at Bikaner (PG) Ss; (b) 765/400 kV, 1500 MVA ICT-I, II & III with ass. bays at Bhadla (PG) Ss; (c) 1 no of 240 MVAR BR with ass. bays at Bhadla (PG) Ss	RE	765 kV D/C Bhadla (PG)- Bikaner (PG)	Hexa ACSR Zebra	6	338.876	18629.5	2019-24	Final 19-24	17-10-2019	17-10-2019	9/TT/2021	11-Jun-22	
18		400	Transmission System for Solar Power Park at Bhadla in the Northern Region	2 numbers 400 kV line bays at Bhadla (POWERGRID) Sub-station	RE					321.3100	2019-24	Final 19-24	27-09-2019	27-09-2019	9/TT/2021	11-Jun-22	Breakup of Pool & Bilateral portion already given in Format II G(1)
19		220	Transmission System for Solar Power Park at Bhadla in the Northern Region	2 numbers 220 kV line bays (205 & 206) at Badhla (POWERGRID) Sub-station	RE					225.7	2019-24	Final 19-24	07-08-2019	07-08-2019	9/TT/2021	11-Jun-22	
20			Transmission System for Solar Power Park at Bhadla in the Northern Region	500 MVA ICT-I along with associated bays at Bhadla (POWERGRID) Sub-station	RE					503.629	2019-24	Final 19-24	01-06-2019	01-06-2019	9/TT/2021	11-Jun-22	As per APTEL Order dtd 10.08.2023 under DFR No : 541 of 2022, the CERC order under appeal is set aside to the limited extent it has been made applicable to the Appellant (ESUCRL). Accordingly the bilateral portion has been removed here.
21			Transmission System for Solar Power Park at Bhadla in the Northern Region	500 MVA ICT-III along with associated bays at Bhadla (POWERGRID) Sub-station	RE					502.929	2019-24	Final 19-24	17-05-2019	17-05-2019	9/TT/2021	11-Jun-22	As per APTEL Order dtd 10.08.2023 under DFR No : 541 of 2022, the CERC order under appeal is set aside to the limited extent it has been made applicable to the Appellant (ESUCRL). Accordingly the bilateral portion has been removed here.
22		220	Transmission System for Solar Power Park at Bhadla in the Northern Region	220 kV Sourya Urja line-2 Bay at Bhadla (POWERGRID) Sub-station	RE					105.27	2019-24	Final 19-24	04-05-2019	04-05-2019	9/TT/2021	11-Jun-22	
23		400	Transmission System for Solar Power Park at Bhadla in the Northern Region	Comb Asset(a) 400 kV D/C Bhadla (PG)- Bhadla (RVPNL) CKts 1&2 with ass. bays; (b) 400 kV,1X125 MVAR BR with ass. bays at Bhadla (PG) Ss; (c) 400 kV, 500 MVA ICT-2 with ass. bays at Bhadla (PG) Ss; (d) 220 kV, Adani Bhadla (Ps) line-1 bay at Bhadla (PG) Ss	RE	400 kV D/C Bhadla (PG)- Bhadla (RVPNL) CKts 1&2 with ass. bays	Quad ACSR Moose	4	53.084	2291.201	2019-24	Final 19-24	29-04-2019	29-04-2019	9/TT/2021	11-Jun-22	As per APTEL Order dtd 10.08.2023 under DFR No : 541 of 2022, the CERC order under appeal is set aside to the limited extent it has been made applicable to the Appellant (ESUCRL). Accordingly the bilateral portion has been removed here.
24		220	Transmission System for Ultra Mega Solar Park in Anantpur District, Andhra Pradesh - Part B (Phase-II)	4 Numbers of 220 kV line bays (Bay No. 213, 214, 219 & 220) at NP Kunta Substation	RE					113.81	2019-24	Final 19-24	03-08-2018	03-08-2018	8/TT/2023	7-Feb-24	
25		220	Transmission System for Ultra Mega Solar Park in Anantpur District, Andhra Pradesh - Part B (Phase-II)	2 numbers of 220 kV line bays (Bay No. 217 & 218) at NP Kunta Sub-station	RE					78.71	2019-24	Final 19-24	26-04-2017	26-04-2017	8/TT/2023	7-Feb-24	
26		400	Transmission System for Ultra Mega Solar Park in Anantpur District, Andhra Pradesh - Part B (Phase-II)	Loop out Portion of LILO of Kadapa-Hindupur 400 kV D/C line (both circuits) at NP Kunta Sub-station along with associated bays	RE Line	Loop out Portion of LILO of Kadapa-Hindupur 400 kV D/C line (both circuits) at NP Kunta Sub-station	Quad Moose	2	18.32	487.47	2019-24	Final 19-24	12-10-2018	12-10-2018	8/TT/2023	7-Feb-24	
27		400	Transmission System for Ultra Mega Solar Park in Anantpur District, Andhra Pradesh - Part B (Phase-II)	Loop in Portion of LILO of Kadapa-Hindupur 400 Kv Double Circuit (D/C) line (both circuits) at NP Kunta Sub-station along with associated bays	RE Line	Loop in Portion of LILO of Kadapa-Hindupur 400 Kv Double Circuit (D/C) line (both circuits) at NP Kunta Sub-station	Quad Moose	2	19.18	442.34	2019-24	Final 19-24	04-08-2018	04-08-2018	8/TT/2023	7-Feb-24	

S.No.	Name of the ISTS Licensee	Voltage level	Project Name	Asset name	Equipment type	Line name	In case of Transmission line			YTC in Lakhs	Block	Order Status	Petition COD	Actual COD	Petition No.	Order date	Remarks
							Type of Conductor	No. of sub-Conductors	Line Length (ckt km)								
28		400 kV	Transmission System for Ultra Mega Solar Power Park at Tumkur (Pavagada), Karnataka - Phase II (Part A) in SR	400 kV D/C Hiriyur – Mysore transmission line along with associated bays and 2X80 MVAR switchable line reactors along with associated bays at 400/220 Kv Mysore Sub-station	NC-RE	400 kV D/C Hiriyur – Mysore transmission line	Twin ACSR Moose	2	411.448	5576.02	2019-24	Final 19-24	01-05-2020	01-05-2020	112/TT/2021	3-Jan-23	
29		400/220 kV	Transmission System for Ultra Mega Solar Power Park at Tumkur (Pavagada), Karnataka - Phase II (Part A) in SR	1X500 MVA 400/220 kV ICTs along with associated bays at Tumkur (Pavagada) Sub-station	NC-RE					625.64	2019-24	Final 19-24	28-04-2019	28-04-2019	112/TT/2021	3-Jan-23	
30		400 kV	Transmission System for Ultra Mega Solar Power Park at Tumkur (Pavagada), Karnataka - Phase II (Part A) in SR	1X125 MVA 400kV Bus Reactor along with associated bays at Tumkur (Pavagada) pooling Sub-station	NC-RE					165.68	2019-24	Final 19-24	03-06-2019	03-06-2019	112/TT/2021	3-Jan-23	
31		400	Transmission Scheme for controlling high loading and high short circuit level at Moga Sub-station in NR	The Bus splitting scheme at Moga Substation	NC-RE					770.15	2019-24	Final 19-24	10-09-2021	10-09-2021	301/TT/2022	15-Feb-23	
32		220	Transmission System for Ultra Mega Solar Park (750MW) in Rewa District, Madhya Pradesh in Western Region.	1 Number 220 kV Line Bay for 220 kV Rewa Pooling-Ramnagar circuit- 2 line and 1 Number 220 kV Line Bay for 220 kV Rewa pooling-Barsaita Desh circuit 2 line at Rewa Pooling Station	NC-RE					172.2216	2014-19	Final 14-19	25-07-2018	25-07-2018	06/TT/2020	24-Feb-23	
33		220	Transmission System for Ultra Mega Solar Park (750MW) in Rewa District, Madhya Pradesh in Western Region.	1 Number 220 kV Line Bay for 220 kV Rewa Pooling – Ramnagar circuit - 1 line at Rewa Pooling Station	NC-RE					114.5050898	2014-19	Final 14-19	16-10-2018	16-10-2018	06/TT/2020	24-Feb-23	
34		220	Transmission System for Ultra Mega Solar Park (750MW) in Rewa District, Madhya Pradesh in Western Region.	2 Number 220 kV line bays for 220 kV Rewa Pooling-Badwar circuit- 1 and circuit- 2 line at Rewa Pooling Station	NC-RE					179.1869231	2014-19	Final 14-19	22-11-2018	22-11-2018	06/TT/2020	24-Feb-23	
35		400/220	Transmission System for Ultra Mega Solar Park (750MW) in Rewa District, Madhya Pradesh in Western Region.	1 Number 500 MVA, 400/220 kV ICT 3 along with associated 400 kV and 220 kV transformer bays at Rewa Pooling Station	NC-RE					517.3173077	2014-19	Final 14-19	08-02-2019	08-02-2019	06/TT/2020	24-Feb-23	
36		400	Additional ATS for Tumkur (Pavagada) under Transmission system for Ultra Mega Solar Power Park at Tumkur (Pavagada), Karnataka-Phase II (Part B)	Tumkur (Pavagada) Pooling station-Devanahally (KPTCL) 400 kV D/C (Quad) line along with associated bays and equipment's at Tumkur (Pavagada) Pooling Station & Devanahally (KPTCL)	NC-RE	Tumkur (Pavagada) Pooling station-Devanahally (KPTCL) 400 kV D/C (Quad) line	Quad ACSR Moose	4	314.84	8152.82	2019-24	Final 19-24	01-03-2021	01-03-2021	83/TT/2022	31-Mar-23	
		400/220 kV	System Strengthening Scheme at Tuticorin- II and Bhuj PS in the WR and SR	1 no. 500 MVA 400/220 kV ICT-4 along with associated 400 Kv and 220 Kv bays at Bhuj Sub-station	NC-RE					529.87	2019-24	Final 19-24	09-10-2019	09-10-2019	110/TT/2022	30-Jun-23	
		400/220 kV	System Strengthening Scheme at Tuticorin- II and Bhuj PS in the WR and SR	1 no. 500 MVA 400/220 kV ICT5 along with associated 400 Kv & 220 Kv bays at Bhuj Sub-station	NC-RE					531.69	2019-24	Final 19-24	23-10-2019	23-10-2019	110/TT/2022	30-Jun-23	
		400/220 kV	System Strengthening Scheme at Tuticorin- II and Bhuj PS in the WR and SR	1 no. 500 MVA 400/220 kV ICT-3 along with associated 400 Kv & 220 Kv bays at Bhuj Sub-station	NC-RE					628.74	2019-24	Final 19-24	17-09-2020	17-09-2020	110/TT/2022	30-Jun-23	
		400/220 kV	System Strengthening Scheme at Tuticorin- II and Bhuj PS in the WR and SR	1 no. 500 MVA, 400/220 kV ICT-8 along with associated 400kV and 220kV transformer bays at Bhuj PS and 1 no. 1500 MVA, 765/400 kV ICT-4 along with associated 765 kV and 400 kV transformer bays at Bhuj PS	NC-RE					2642.74	2019-24	Final 19-24	02-05-2021	02-05-2021	110/TT/2022	30-Jun-23	
		400/220 kV	System Strengthening Scheme at Tuticorin- II and Bhuj PS in the WR and SR	1 no. 500 MVA, 400/220 kV ICT-7 along with associated 400 kV and 220 kV transformer bays at Bhuj PS	NC-RE					768.86	2019-24	Final 19-24	04-05-2021	04-05-2021	110/TT/2022	30-Jun-23	
		765/400 kV	System Strengthening Scheme at Tuticorin- II and Bhuj PS in the WR and SR	1 no. 1500 MVA, 765/400 kV ICT-3 along with associated 765 kV & 400 kV transformer bays at Bhuj PS and 1 No. 500 MVA, 400/220 kV ICT-6 along with associated 400 kV & 220 kV transformer bays at Bhuj PS	NC-RE					2610.14	2019-24	Final 19-24	05-05-2021	05-05-2021	110/TT/2022	30-Jun-23	

S.No.	Name of the ISTS Licensee	Voltage level	Project Name	Asset name	Equipment type	Line name	In case of Transmission line			YTC in Lakhs	Block	Order Status	Petition COD	Actual COD	Petition No.	Order date	Remarks
							Type of Conductor	No. of sub-Conductors	Line Length (ckt km)								
		400/220 kV	System Strengthening Scheme at Tuticorin- II and Bhuj PS in the WR and SR	1 X 500 MVA, 400/220 kV Transformer along with associated bays at Tuticorin-II (GIS) Sub-station	NC-RE					839.77	2019-24	Final 19-24	28-02-2022	28-02-2022	110/TT/2022	30-Jun-23	
37	POWERGRID AJMER PHAGI TRANSMISSION LIMITED	765		Ajmer(PG)-Phagi(RVPN) 765 kV D/C line	RE Line	Ajmer(PG)-Phagi(RVPN) 765 kV D/C line	Hexa Zebra	6	269.6	7,479.30000	-	-	-	06-05-2021	398/AT/2019	04.03.2020	
		765		2 nos. of 765 kV line bays(AIS) at Ajmer PG-Phagi(RVPN) 765 kV D/C line	RE Line bays									06-05-2021			
		765		1 no. 765 kV bay (AIS) & 1 complete GIS dia 765-kV (2 Main breaker & 1 Tie breaker) at Phagi S/s for Ajmer(PG)-Phagi (RVPN) 765 kV D/C line	RE Line bays									06-05-2021			
		765		3x80 MVAR, 765 kV bus reactor with GIS bay (2nd main bay of new DIA being created for termination of 765 kV D/C line from Ajmer) at Phagi S/s.	RE Bus Reactor									06-05-2021			
38	Fatehgarh-Bhadla Transmission Ltd.	400		Establishment of 400 kV Pooling Station at Fatehgarh						4809.0000				Deemed COD 31.07.2021	94/TL/2018		Breakup of Pool & Bilateral portion already given in Format II G(1)
		765		Fatehgarh Pooling Station – Bhadla (PG) 765 kV D/C line (To be operated at 400 kV)	Line	Fatehgarh Pooling Station – Bhadla (PG) 765 kV D/C line (To be operated at 400 kV)		6	292					Deemed COD 31.07.2021	94/TL/2018		
		400		2 Nos. 400 kV line bays at Fatehgarh Pooling Station										Deemed COD 31.07.2021	94/TL/2018		
		400		1x25 MVAR Bus Reactor at 400 kV Fatehgarh Pooling Station along with associated bay										Deemed COD 31.07.2021	94/TL/2018		
		220		Space for future 220kV (12 Nos) Line Bays										Deemed COD 31.07.2021	94/TL/2018		
		400		Space for future 400kV (8 Nos) Line Bays alongwith line reactors at Fatehgarh Pooling Station										Deemed COD 31.07.2021	94/TL/2018		
		400		Space for future 220/400kV transformers (5 Nos) alongwith associated transformer bays at each level.										Deemed COD 31.07.2021	94/TL/2018		
		400		Space for future 400kV bus reactors (2 Nos) alongwith associated bays.										Deemed COD 31.07.2021	94/TL/2018		
39	POWERGRID FATEHGARH TRANSMISSION LIMITED	765		Fatehgarh-II - Bhadhla-II 765 kV D/C Line	Line	Fatehgarh-II - Bhadhla-II 765 kV D/C Line	ACSR ZEBRA	6	373.5	8,769.10				01-09-2021	441/AT/2019	05.03.2020	
		765		2 nos. of 765 kV bays each at Fatehgarh-II & Bhadhla-II S/s for Fatehgarh-II to Bhadhla-II 765 kV D/C line	Bays		NA	NA	NA					01-09-2021			
		765		240 MVAR Switchable Line Reactor with NGR of 400 ohm at Fatehgarh-II on each circuit of Fatehgarh II - Bhadhla-II 765 kV D/C Line	SLR		NA	NA	NA					01-09-2021			
40	BIKANER-KHETRI TRANSMISSION LIMITED	765		Bikaner (PG) – Khetri S/s 765kV D/c line	Line	Bikaner (PG) – Khetri S/s 765kV D/c line	Zebra	6	481	11299.450				04-Sep-21	344/TL/2019		
		765		765kV Bays at Bikaner (PG) & Khetri for Bikaner (PG)-Khetri S/s 765kV D/c line. (765kV line bays-4 nos.)						633.120				04-Sep-21			
		765		1x240 MVAR Switchable line reactor for each circuit at each end of Bikaner-Khetri 765kV D/c line along with reactor bays (1x240 MVAR Line reactor-4 nos., 765kV Reactor bay-4 nos.) 1x80 MVAR, 765 kV, 1-ph Reactor (spare unit) (For 2x240 MVAR line reactor on Bikaner-Khetri 765kV D/c line at Bikaner end)						961.930				04-Sep-21			
41	POWERGRID KHETRI TRANSMISSION SYSTEM LIMITED	765/400		765/400 kV, 2x1500 MVA ICT along with 765 kV, 2x240 MVAR and 400 kV, 1x125 MVAR Bus reactor at Khetri Substation			NA	NA	NA	3254.24176				04-10-2021	297/AT/2019	23.12.2019	
		765		400 kV, D/C Khetri-Sikar Transmission line		400 kV, D/C Khetri-Sikar Transmission line	Moose	2	156.2	1645.75488				04-10-2021			
		400		400 kV line bays at Sikar (PG) for Khetri-Sikar (PG) 400 kV D/C line			NA	NA	NA	184.84928				04-10-2021			
		765		765 kV, D/C Khetri-Jhatikara Transmission Line		765 kV, D/C Khetri-Jhatikara Transmission Line	ACSR ZEBRA	6	292.1	8754.99856				04-10-2021			
		765		765 kV line bays at Jhatikara for Khetri-Jhatikara 765 kV D/C line			NA	NA	NA	411.43872				04-10-2021			

S.No.	Name of the ISTS Licensee	Voltage level	Project Name	Asset name	Equipment type	Line name	In case of Transmission line			YTC in Lakhs	Block	Order Status	Petition COD	Actual COD	Petition No.	Order date	Remarks
							Type of Conductor	No. of sub-Conductors	Line Length (ckt km)								
		765		1x240 MVAR Switchable Line reactors for each circuit at Jhatikara end of Khetri-Jhatikara 765 kV D/C line along with reactor bays			NA	NA	NA	655.91680				04-10-2021			
42	JAM KHAMBALIYA TRANSCO LIMITED	400kV		Establishment of 4x500MVA, 400/220kV Jam Khambhaliya PS (GIS)	Sub-Station					2388.9100				12-Apr-2022	47/AT/2020	24-03-2020	
		400kV		1x125MVar, 420kV Bus reactor at Jam Khabhaliya PS along with reactor bay	Bus Reactor					244.6700							
		400kV		Extension of Essar-Lakadia/ Bhachau 400kV D/c (triple snowbird) line upto Jam Khambhaliya PS	Transmission Line	Extension of Essar-Lakadia/ Bhachau 400kV D/c (triple snowbird) line upto Jam Khambhaliya PS	ACSR Snow Bird	Three	37.234	635.6900							
		400kV		2 nos. of 400kV line bays at Jam Khambhaliya PS for termination of Jam Khambhaliya PS-Lakadia 400kV D/C (triple) line	Line Bays					294.0400							
		400kV		63MVar switchable Line Reactor at both ends of Lakadia - Jam Khambhaliya 400kV D/c line along with 500 Ohms NGR on both circuits & at both ends of Lakadia - Jam Khambhaliya 400 kV D/c line	Line Reactor					472.5800							
43	LAKADIA-BANASKANTHA TRANSMISSION LIMITED	765		Lakadia PS - Banaskantha PS 765kV D/c line	Transmission Line	Lakadia PS - Banaskantha PS 765kV D/c line	Zebra	Six	351	8628.75				01-Sep-2022	442/TL/2019	23.01.2020	
		765		765kV Bays at Lakadia and Banaskantha substations for Lakadia PS - Banaskantha PS 765kV D/c line	Bays		NA	NA	NA	689.90							
		765		2x240MVar switchable Line reactor along with bays at Lakadia PS end of Lakadia PS - Banaskantha PS 765kV D/c line	Reactor		NA	NA	NA	708.95							
44	POWERGRID BHUJ TRANSMISSION LIMITED	765		765 kV D/C Bhuj PS-Bhuj II (PBTL)	Transmission Line	765 kV D/C Bhuj PS-Bhuj II (PBTL)	ACSR ZEBRA	6 (Hexa)	52.6	12,249.870				02.08.2022* (* To be considered in ISTS Pool from 17.10.2022)	448/AT/2019	05.03.2020	
		765		330 MVAR 765 kV Bus Reactor along with associated 765 kV bay	Bus Reactor												
		765/400		1500 MVA, 765/400 kV ICT-2 along with associated 765 kV & 400 kV transformer bays	ICT												
		400		125 MVAR 400 kV Bus Reactor along with associated 400 kV bay	Bus Reactor												
		400/220		500 MVA, 400/220 kV ICT-2 along with associated 400 kV & 220 kV transformer bays	ICT												
		400/220		500 MVA, 400/220 kV ICT-3 along with associated 400 kV & 220 kV transformer bays	ICT												
		400/220		500 MVA, 400/220 kV ICT-1 along with associated 400 kV & 220 kV transformer bays	ICT												
		765		240 MVAR 765 kV Bhuj II - Lakadia Ckt-1 Line Reactor at Bhuj II end	Line Reactor												
		765		240 MVAR 765 kV Bhuj II - Lakadia Ckt-2 Line Reactor at Bhuj II end	Line Reactor												
		400/220		500 MVA, 400/220 kV ICT-4 along with associated 400 kV & 220 kV transformer bays	ICT												
		220		220 kV line bay-1	Bay												
		220		220 kV line bay-2	Bay												
		220		220 kV line bay-3	Bay												
		220		220 kV line bay-4	Bay												
		220		220 kV line bay-5	Bay												
		220		220 kV line bay-6	Bay												
		220		220 kV line bay-7	Bay												
		765		110 MVAR 765 kV Spare Bus Reactor	Bus Reactor												
		765		765 kV D/C Bhuj II - Lakadia Line (up to tapping point)	Transmission Line	765 kV D/C Bhuj II - Lakadia Line (up to tapping point)	ACSR ZEBRA	6 (Hexa)	52.7								
		765/400		1500 MVA, 765/400 kV ICT-1 along with associated 765 kV & 400 kV transformer bays	ICT					644.73				16.11.2022			
45	WRSS XXI (A) TRANSCO LIMITED	765		Establishment of 2x1500MVA, 765/400kV Lakadia PS with 765kV (1x330MVAR) & 420kV (1x125 MVAR) bus reactor	Sub-Station		NA	NA	NA	3354.4600				17-10-2022	409/TL/2019	27.12.2019	
		765		LILo of Bhachau - EPGL 400kV D/c (triple) line at Lakadia PS	Transmission Line	LILo of Bhachau - EPGL 400kV D/c (triple) line at Lakadia PS	Zebra	Six	79	930.8400							
		765		Bhuj PS - Lakadia PS 765kV D/c line	Transmission Line	Bhuj PS - Lakadia PS 765kV D/c line	Zebra	Six	215	7482.1800							
		765		2 nos of 765kV bays at Bhuj PS for Bhuj PS - Lakadia PS 765kV D/c line	Bays		NA	NA	NA	448.3200							
		765kV		765kV D/C Lakadia Vadodara Transmission Line	Line		Hexa Zebra ACSR	36	669.53	20645.6973							





S.No.	Name of the ISTS Licensee	Voltage level	Project Name	Asset name	Equipment type	Line name	In case of Transmission line			YTC in Lakhs	Block	Order Status	Petition COD	Actual COD	Petition No.	Order date	Remarks
							Type of Conductor	No. of sub-Conductors	Line Length (ckt km)								
		400/220		400/220 kV Koppal Pooling Station (Ph-II)  400kV •ICT: 2x500MVA, 400/220kV •ICT bay: 2 nos. 220kV •ICT bay: 2 nos •Line bay: 4 nos. •Bus sectionalizer bay: 2 no. •Bus coupler bay: 1 no. •Transfer Bus coupler bay: 1 no.	Substation					699.31				27-Jan-24	283/AT/2021	25.02.2022	
50	Powergrid Ramgarh Transmission Limited	400		400kV D/C Fatehgarh III (Ramgarh-II) - Fatehgarh II Ckt # 1,2	Line	400kV D/C Fatehgarh III (Ramgarh-II) - Fatehgarh II Ckt # 1,2	TWIN HTLS ACSS	2 Nos per phase	88.272	4641.20		C		00:00 HRS, 24.12.2023	90/AT/2021	05-05-2021	The said tr. System is considered as ATS of various generators, granted connectivity at Fatehgarh-III (PS). Details were attached at Format II G(1).
		400		400kV D/C Fatehgarh III (Ramgarh-II) - Jaisalmer II Ckt # 1,2	Line	400kV D/C Fatehgarh III (Ramgarh-II) - Jaisalmer II Ckt # 1,2	TWIN HTLS ACSS	2 Nos per phase	99.848								
		400/220		Establishment of 400/220 kV, 4x500 MVA at Ramgarh-II (Fatehgarh-III) PS with 420 kV (2x125 MVAR) bus reactor 400/220 kV, 500 MVA ICT- 4 400 kV ICT bays – 4 220 kV ICT bays – 4 400 kV Line bays – 4 220 kV line bays – 7 125 MVar, 420 kV bus reactor – 2 420 kV reactor bay – 2	Substation												
		400		400 kV Line Bays at Fatehgarh-II S/s -2 Nos. (for 400 kV Ramgarh-II (Fatehgarh-3)- Fatehgarh-II D/c lines)	Line Bays												
		400		400 kV Line Bays at Jaisalmer-II S/s -2 Nos. (for 400 kV Jaisalmer-II- Ramgarh-II (Fatehgarh-3) D/c lines)	Line Bays												
51	KHAVDA-BHUJ TRANSMISSION LIMITED	765kV		Establishment of 3X1500 MVA 765/400 kV Khavda (GIS) with 1X330 MVAR 765 kV bus reactor and 1X125 MVAR 420 kV bus reactor	Sub-Station					12,718.60		C		21-Feb-2024	101/AT/2022	10-05-2022	
		765kV		Khavda PS (GIS) – Bhuj PS 765 kV D/c line	Transmission Line	Khavda PS (GIS) – Bhuj PS 765 kV D/c line	Al 59	Six	216.86								
		765kV		2 nos. of line bays each at Bhuj PS for termination of Khavda PS (GIS) – Bhuj PS 765 kV D/c	Bay Extension												

364331.29