



सत्यमेव जयते



Government of India
Ministry of Power
North Eastern Regional Power Committee
Lapalangi, Shillong 793006

No. NERPC/Dev/2022/ 9855-93

Dt: December 23, 2022

सेवा में / To,

संलग्नसूचीकेअनुसार
As per list enclosed.

Sub: Provisional DSM under ABT regime for the period from 28.11.22 to 04.12.22-reg.

सर/मैडम,
Sir/Madam.

The provisional statements giving details of Deviation charges account with payable / receivable particulars, for the period 28.11.22 to 04.12.22 is enclosed. Deviation charges have been calculated as per CERC Notification no. L-1/132/2013/CERC dated 6th January 2014 and its subsequent amendments. The payment by the constituents for the billed amounts shall be made to the Regulatory Deviation Pool Account Fund operated by NERLDC within 10 days of the issue of this Deviation-Account. In case of delayed payments against these bills beyond 12 days, the defaulting constituent shall pay simple interest @0.04% for each day of delay. The details of Deviation Accounts, both the statement as well as the data files, are available on NERPC website www.nerpc.gov.in.

Enclosed - As above.

भवदीय / Yours faithfully

(एस. एम. आइमोल/ S. M. Aimol)
निदेशक / Director
अधीक्षणअभियंता/ Superintending Engineer
वाणिज्य / Commercial

List of Addressees:

1. CMD, TSECL, Bidyut Bhawan, Agartala – 799 001
2. Director (Distribution), MePDCL, Lumjingshai, S.R. Road, Shillong – 793 001
3. Engineer-in-Chief (P&E), P&E Dept., Govt. of Mizoram, Aizawl – 796 001
4. Chief General Manager (Comml), APDCL, Bijulee Bhawan, Paltan Bazar, Guwahati – 781 001
5. Chief Engineer (Comm), Dept. of Power, Govt. of Arunachal Pradesh, Itanagar – 791 111
6. Managing Director, MSPDCL, Keishampat, Imphal-795 001.
7. E-in-C, Dept. of Power, Govt. of Nagaland, Kohima – 797 001
8. Chief Engineer, Loktak HE Project, Vidyut Vihar, Komkeirap, Manipur – 795 124
9. Executive Director (Comml.), NEEPCO Ltd., Lower New Colony, Shillong – 793 003
10. Executive Director, NERTS, POWERGRID, Lapalang, Shillong – 793 006
11. Managing Director, OTPC, Core 4 & Central, 10th Floor, SCOPE Minar, Laxmi Nagar, Delhi – 110092
12. GM (Comml.), NTPC, 3rd Floor OLIC building, Plot No.N.17/2, Nayapalli, Bhubaneshwar-12
13. CE (G. M.), CEA, SewaBhawan, R.K.Puram, New Delhi – 110 066.
14. G. M., NERLDC, Lower Nongrah, Dongtiah, Lapalang, Shillong - 6.
15. C.G.M (SLDC) AEGCL, Kahelipara, Guwahati.
16. Gen. Manager (Comml.), NHPC Ltd., NHPC Office complex, Sector –33, Faridabad-121003.
17. G.M (Commercial) APDCL, Bijulee Bhawan, Paltan Bazar, Guwahati - 781 001.
18. General Manager, Ranganadi HEP, NEEPCO, Yazlee, Ar. Pradesh
19. Project Manager, Doyang HEP, NEEPCO, Nagaland
20. Project Manager, AGBPP, NEEPCO Ltd., No. –III, Vill. Bokuloni, Dibrugarh, Assam.
21. Project Manager, AGTPP, NEEPCO Ltd., Ramchandranagar, Agartala, Tripura West- 799008.
22. Dy. G. M (Elect.), Kopili HEP, NEEPCO Ltd., Umrangso, N.C. Hills, Assam.
23. Supdt. Engr. (System Management) MeECL, Lumjingshai, Short Round Road, Shillong.
24. Supdt. Engr. (Commercial) Deptt. of Electricity, Govt.of Manipur, Keisampet, Imphal. 795001
25. Executive Engineer, MSLDC, P & E Dept., Chaltlang, Aizawl- 796012.
26. Supdt. Engr. Dimapur Sub-station Deptt. of Power, Govt.of Nagaland, Dimapur.
27. Dy. G. M. (Commercial) NERTS, Lower Nongrah, Dongtiah, Lapalang, Shillong - 6.
28. Dy. General Manager (ER), POWERGRID, Boring Road, Alankar Place, Patna - 800 001
29. DGM (Comml), OTPC, Core 4 & Central, 10th Floor, SCOPE Minar, Laxmi Nagar, Delhi – 110092
30. DGM (Comml.), NTPC, 3rd Floor OLIC building, Plot No.N.17/2, Nayapalli, Bhubaneshwar-12
31. AGM (Comml.), NTPC, Bongaigaon Thermal Power Project, P.O Salakati, Kokrajhar-783369
32. Addl. General Manager,Comml & Sys.Opn., TSECL,Banamalipur,Agartala.-799001.
33. Ex. Engr., SLDC, Deptt. of Power, Itanagar, Ar. Pradesh – 791 111
34. CEO, NVVNLtd., 7th Floor, Scope Complex, Lodhi Road, N.Delhi- 110 003
35. Power Trading Corpn. of India Ltd., 2nd Floor, NBCC Tower, 15-Bhikaji Cama Place, New Delhi – 66.
36. Member Secretary, NRPC,18-A,Shaheed Jeet Singh Marg,Katwaria Sarai, NewDelhi-110016.
37. Member Secretary, ERPC,14, Golf Club Road, Kolkata- 700 033.
38. Member Secretary, WRPC, Plot No F-3,MIDC Area, Opp Seepz,Marol,Andheri (E), Mumbai-400 093.
39. Member Secretary, SRPC, 29, Race Course Road, Bangalore- 560009.



(एस. एम. आइमोल/ S. M. Aimol)

निदेशक / Director

अधीक्षण अभियंता/ Superintending Engineer

वाणिज्य / Commercial

NORTH EASTERN REGIONAL POWER COMMITTEE

**ABT based Deviation Charge Account
For the period 28.11.2022 TO 04.12.2022
AS PER 5TH AMENDMENT OF DSM, 2019 W.E.F. 03/06/2019**


Page 1 of 4

UTILITIES AND DEVIATION CHARGES PAYABLE BY THEM	SCHEDULE (MWH)	ACTUAL (MWH)	DEVIATION (MWH)	DEVIATION CHARGE		ADDITIONAL DEVIATION CHARGE DUE TO BLOCKWISE VIOLATION OF	ZERO CROSSING VIOLATION COUNT	ADDITIONAL DEVIATION CHARGE DUE TO VIOLATION OF SIGN CHANGE	FINAL DEVIATION CHARGE	
				RECEIVABLE	PAYABLE				RECEIVABLE	PAYABLE
BENEFICIARIES OF NORTH EASTERN REGION										
ARUNACHAL PRADESH	14,035.47	14,796.51	761.04		34,93,297	3,63,435	6	1,82,909		40,39,641
ASSAM	1,32,773.69	1,35,391.75	2,618.07		1,25,88,583	13,91,991	18	12,34,594		1,52,15,168
MANIPUR	20,367.01	20,252.21	-114.80	4,84,673		77,622		0	4,07,050	
MEGHALAYA	37,903.53	38,285.22	381.70		13,83,755	1,56,504		0		15,40,260
MIZORAM	11,828.38	10,866.99	-961.40	39,82,986		62,284		0	39,20,702	
NAGALAND	13,851.01	14,103.05	252.04		13,74,115	2,10,541		0		15,84,657
TRIPURA	17,791.44	16,240.78	-1,550.65	70,34,170		58,483	3	1,16,879	68,58,808	
BNC	136.56	117.15	-19.41	92,666		900		0	91,766	
CERC REGULATED GENERATORS (CGS/ISGS)										
AGBPP	27,794.32	30,803.30	3,008.99	81,78,698		14,280	16	5,93,258	75,71,160	
AGTCCPP	12,946.54	14,136.60	1,190.07	31,77,208		1,06,132	5	72,037	29,99,039	
BGTPP	68,823.17	69,011.62	188.44	5,47,392		13,705		0	5,33,687	
PALATANA	1,00,615.55	1,00,800.57	185.02	5,83,534		2,354		0	5,81,180	
DOYANG	1,288.00	1,362.83	74.83	2,23,263		2,029		0	2,21,234	
KHANDONG	0.00	0.00	0.00		0	0		0		0
KOPILI	0.00	0.00	0.00		0	0		0		0
KOPILI-2	0.00	0.00	0.00		0	0		0		0
LOKTAK	5,480.25	5,576.04	95.79	2,90,817		1,225		0	2,89,592	
PARE	5,327.50	5,454.88	127.38	3,86,825		931		0	3,85,894	
RANGANADI	13,332.00	13,201.14	-130.86		2,95,278	26,115		0		3,21,392
KAMENG	40,119.98	40,679.35	559.37	14,93,625		62,262		0	14,31,363	
INTER-REGIONAL										
ER	-15,492.53	62,277.70	77,770.23	35,37,17,759					35,37,17,759	
NR	0.00	-84,782.98	-84,782.98		38,46,33,569					38,46,33,569
INFIRM GENERATORS										
KAMENG INF	0.00	0.00	0.00		0					0
TOTAL	508921.8519	508574.7193	-347.13256	380193616.5	403768597.7	2550794.2	48	2199675.996	379009234.8	407334686.2

In Daily data report : +ve figures indicate charges receivable and -ve figures indicate charges payable. All deviation charges in Rs.


Notes :

- For computing Deviation accounts for the week, Korba Meter (NP2657A) has been used as master frequency meter
- Metering point for ER power:
 - Rangia for 132kV Motonga(Deothang)-Rangia feeder.
 - Salakati for 132kV Gelephug-Salakati feeder.
 - Salakati for 220kV Alipurduar-Salakati feeder I & II.
 - Bongaigaon for 400kV New Siliguri-Bongaigaon feeders I&II.
 - Bongaigaon for 400kV Alipurduar-Bongaigaon feeders I&II.
- Metering point for NR power: Biswanath-Chariali(BNC) for BiswanathChariali-Agra feeder.
- Schedule (MWH) includes energy scheduled under AGC


 (S.M. Ahmed) S.M. Ahmed
 Director/Director
 S.P. & P. & M. / NEERC
 Ministry of Power / Govt. of India
 Dispur / Shillong


NERPC, SHILLONG
Day-wise schedule, actual and Deviation charge statement
From 28-11-2022 to 04-12-2022

DATE	BENEFICIARY	SCH. TOTAL IN MWH	ACTUAL DRAWAL/GEN TOTAL IN MWH	DEVIATION CHARGE IN Rs.	ADDITIONAL DEVIATION CHARGE(Volume limit) IN Rs.	ADDITIONAL DEVIATION CHARGE(Sign Change Violation) IN Rs.	Total ADDITIONAL DEVIATION CHARGE IN Rs.
28-11-2022	ARUNACHAL PRADESH	-2039.72	-2198.43	-724041.70	0.00	-43442.50	-43442.50
	ASSAM	-18264.28	-18561.15	-1569370.70	-100986.70	-47081.12	-148067.82
	MANIPUR	-2972.97	-2937.61	163992.20	0.00	0.00	0.00
	MEGHALAYA	-5230.70	-5368.85	-692871.60	-53616.20	0.00	-53616.20
	MIZORAM	-1544.94	-1444.73	451834.40	0.00	0.00	0.00
	NAGALAND	-1946.81	-1989.46	-195554.80	-11291.30	0.00	-11291.30
	TRIPURA	-2630.69	-2410.65	943168.90	-20329.40	0.00	-20329.40
	AGBPP	4004.11	4209.54	627932.90	-788.40	-18837.99	-19626.39
	AGTCCPP	2014.48	2127.03	334439.60	0.00	0.00	0.00
	BGTPP	9699.75	9686.18	-43589.50	0.00	0.00	0.00
	BNC	-19.51	-17.49	10364.30	0.00	0.00	0.00
	PALATANA	14864.35	14899.25	103086.90	0.00	0.00	0.00
	DOYANG	161.50	172.40	30296.00	-370.90	0.00	-370.90
	LOKTAK	813.00	837.72	74833.80	0.00	0.00	0.00
	PARE	825.00	844.29	56610.30	0.00	0.00	0.00
	RANGANADI	1851.00	1845.30	-11806.80	-1264.50	0.00	-1264.50
	ER	-4016.28	7517.86	54600778.30	0.00	-49140700.47	-49140700.47
	NR	0.00	-12117.82	-56914499.60	-49207386.70	-51223049.64	-100430436.34
	KAMENG	6054.67	6094.11	85438.20	-58705.50	0.00	-58705.50
	29-11-2022	ARUNACHAL PRADESH	-1954.36	-2284.99	-1586031.90	-138825.80	-47580.96
ASSAM		-19004.60	-18982.31	217303.60	-16052.10	0.00	-16052.10
MANIPUR		-2936.60	-2874.48	274573.80	0.00	0.00	0.00
MEGHALAYA		-5050.55	-5156.77	-397751.90	-9766.20	0.00	-9766.20
MIZORAM		-1593.68	-1450.00	647843.90	0.00	0.00	0.00
NAGALAND		-2048.45	-2027.36	119431.10	-9384.70	0.00	-9384.70
TRIPURA		-2791.61	-2723.39	410142.40	0.00	0.00	0.00
AGBPP		4097.62	4536.08	1227842.90	-4026.00	-73670.57	-77696.57
AGTCCPP		2021.30	2110.42	244924.50	-3227.30	0.00	-3227.30
BGTPP		9839.15	9857.64	75987.10	-3625.40	0.00	-3625.40
BNC		-19.51	-17.46	10279.30	0.00	0.00	0.00
PALATANA		14819.79	14846.90	83818.90	-1153.50	0.00	-1153.50
DOYANG		161.50	170.81	26973.80	-174.60	0.00	-174.60
LOKTAK		813.01	834.24	65681.30	-205.50	0.00	-205.50
PARE		728.75	740.41	48828.00	-174.50	0.00	-174.50
RANGANADI		1838.00	1821.47	-56648.20	-3464.50	0.00	-3464.50
ER		-2855.12	8190.83	51824589.40	0.00	-46642130.46	-46642130.46
NR		0.00	-12128.58	-57476340.60	-49980672.70	-51728706.54	-101709379.24
KAMENG		5629.20	5731.20	288790.50	0.00	0.00	0.00
30-11-2022		ARUNACHAL PRADESH	-2106.82	-2319.60	-1020946.00	-7953.30	-91885.14
	ASSAM	-19114.27	-19486.96	-1823472.30	-12523.60	-164112.51	-176636.11
	MANIPUR	-2911.93	-2847.12	342127.70	-2006.60	0.00	-2006.60
	MEGHALAYA	-5281.87	-5385.69	-380491.60	-24442.00	0.00	-24442.00
	MIZORAM	-1575.12	-1391.03	828568.20	0.00	0.00	0.00
	NAGALAND	-1993.40	-2014.63	-92546.60	0.00	0.00	0.00
	TRIPURA	-3357.72	-3230.97	601094.10	0.00	0.00	0.00
	AGBPP	3801.13	4272.22	1266304.40	0.00	-75978.26	-75978.26
	AGTCCPP	1865.22	2066.50	540158.50	0.00	-16204.76	-16204.76
	BGTPP	9730.13	9757.03	79553.20	0.00	0.00	0.00
	BNC	-19.51	-16.80	12597.50	0.00	0.00	0.00
	PALATANA	14942.80	14974.50	96330.00	0.00	0.00	0.00
	DOYANG	192.00	211.82	60884.20	-87.30	0.00	-87.30
	LOKTAK	813.01	830.73	49749.30	0.00	0.00	0.00
	PARE	756.25	778.68	65279.70	-87.30	0.00	-87.30
	RANGANADI	1838.00	1825.56	-27544.10	-1392.30	0.00	-1392.30
	ER	-2257.17	9080.11	50222946.70	0.00	-45200652.03	-45200652.03
	NR	0.00	-12125.96	-53782859.30	-46513899.50	-48404573.37	-94918472.87
	KAMENG	6140.61	6212.65	204132.20	0.00	0.00	0.00


 (एस.एम.अहमद/S.M.Ahmed)
 निदेशक/Director
 उच्च वोल्टेज/NERPC
 विद्युत विभाग/Min. of Power
 भारत सरकार/Govt. of India
 शिलांग/Shillong

NERPC, SHILLONG
Day-wise schedule, actual and Deviation charge statement
From 28-11-2022 to 04-12-2022

DATE	BENEFICIARY	SCH. TOTAL IN MWH	ACTUAL DRAWAL/GEN TOTAL IN MWH	DEVIATION CHARGE IN Rs.	ADDITIONAL DEVIATION CHARGE(Volume limit) IN Rs.	ADDITIONAL DEVIATION CHARGE(Sign Change Violation) IN Rs.	Total ADDITIONAL DEVIATION CHARGE IN Rs.
01-12-2022	ARUNACHAL PRADESH	-2100.16	-2148.27	-139351.60	-4297.40	0.00	-4297.40
	ASSAM	-19268.90	-19932.19	-3048941.90	-104398.40	-274404.77	-378803.17
	MANIPUR	-2909.29	-2863.42	246385.40	-10628.10	0.00	-10628.10
	MEGHALAYA	-5606.79	-5642.38	-91318.70	-7461.30	0.00	-7461.30
	MIZORAM	-1536.26	-1427.41	529240.50	0.00	0.00	0.00
	NAGALAND	-1944.29	-2018.03	-317725.70	-3684.70	0.00	-3684.70
	TRIPURA	-2945.96	-2657.97	1399766.60	0.00	-41993.00	-41993.00
	AGBPP	3929.43	4366.40	1303679.40	0.00	-117331.15	-117331.15
	AGTCCPP	1820.79	2037.57	637232.50	0.00	0.00	0.00
	BGTTP	9852.76	9892.13	116083.70	-1716.00	0.00	-1716.00
	BNC	-19.51	-16.03	17418.00	-267.90	0.00	-267.90
	PALATANA	14353.66	14380.98	89352.70	0.00	0.00	0.00
	DOYANG	192.00	198.53	19201.20	-196.40	0.00	-196.40
	LOKTAK	777.25	782.70	25205.20	0.00	0.00	0.00
	PARE	770.00	791.43	59153.50	-261.80	0.00	-261.80
	RANGANADI	1910.00	1888.63	-37173.40	-3216.10	0.00	-3216.10
	ER	-1661.76	9832.26	55167271.10	0.00	-49650543.99	-49650543.99
	NR	0.00	-12102.55	-58650913.00	-50834229.70	-52785821.70	-103620051.40
	KAMENG	5753.95	5862.47	298543.60	0.00	0.00	0.00
	02-12-2022	ARUNACHAL PRADESH	-2027.95	-2123.00	-482444.20	-190286.40	0.00
ASSAM		-19343.30	-19846.90	-3136256.50	-984612.40	-282263.09	-1266875.49
MANIPUR		-2816.95	-2880.38	-306897.40	-7014.90	0.00	-7014.90
MEGHALAYA		-5659.51	-5651.25	261408.70	-454.50	0.00	-454.50
MIZORAM		-1917.65	-1799.06	577513.80	-8751.30	0.00	-8751.30
NAGALAND		-1946.66	-2065.26	-728497.70	-181284.00	0.00	-181284.00
TRIPURA		-2160.22	-1915.76	1183801.90	-30050.80	0.00	-30050.80
AGBPP		4097.20	4543.07	1303330.70	0.00	-156399.68	-156399.68
AGTCCPP		1810.18	1972.19	465269.30	-97216.60	-55832.32	-153048.92
BGTTP		10031.87	10079.67	138213.10	-3484.40	0.00	-3484.40
BNC		-19.51	-16.43	17017.80	-311.10	0.00	-311.10
PALATANA		13791.96	13824.17	97158.30	-612.60	0.00	-612.60
DOYANG		192.00	203.85	34120.20	-567.30	0.00	-567.30
LOKTAK		777.25	795.56	52625.80	-58.10	0.00	-58.10
PARE		742.50	756.23	39069.20	-247.20	0.00	-247.20
RANGANADI		1910.00	1889.48	-56739.10	-13369.50	0.00	-13369.50
ER		-1109.42	9992.77	57881828.30	0.00	-52093645.47	-52093645.47
NR		0.00	-12104.00	-62821837.90	-55404807.50	-56539654.11	-111944461.61
KAMENG		5513.95	5607.93	272942.20	0.00	0.00	0.00
03-12-2022		ARUNACHAL PRADESH	-1938.37	-1897.40	292917.80	0.00	0.00
	ASSAM	-19706.76	-20328.22	-2937102.50	-41661.60	-440565.38	-482226.98
	MANIPUR	-2877.52	-2948.38	-346354.00	0.00	0.00	0.00
	MEGHALAYA	-5629.09	-5641.81	-51867.40	-8156.10	0.00	-8156.10
	MIZORAM	-1867.09	-1794.84	310634.50	-9168.00	0.00	-9168.00
	NAGALAND	-1972.26	-2012.93	-194987.80	0.00	0.00	0.00
	TRIPURA	-1947.83	-1604.54	1645915.70	0.00	-49377.47	-49377.47
	AGBPP	4183.91	4607.35	1157077.60	0.00	-34712.33	-34712.33
	AGTCCPP	1687.31	1894.00	550972.40	-4292.90	0.00	-4292.90
	BGTTP	10081.04	10096.87	46655.40	0.00	0.00	0.00
	BNC	-19.51	-16.40	14730.50	0.00	0.00	0.00
	PALATANA	13782.97	13803.36	65127.90	0.00	0.00	0.00
	DOYANG	192.00	195.70	11967.60	-65.50	0.00	-65.50
	LOKTAK	777.25	777.83	2195.70	-58.20	0.00	-58.20
	PARE	762.50	782.32	63604.30	-160.00	0.00	-160.00
	RANGANADI	2075.00	2039.57	-81112.50	-1957.10	0.00	-1957.10
	ER	-1315.58	9809.13	52035254.10	0.00	-46831728.69	-46831728.69
	NR	0.00	-12103.13	-56936866.10	-49217835.70	-51243179.49	-100461015.19
	KAMENG	5513.95	5551.78	134150.20	0.00	0.00	0.00


 (S.M. Alam) / S.M. Alam
 निदेशक/Director
 उ.पु.रे.वि.न./NERPC
 विद्युत मंत्रालय/Min. of Power
 भारत सरकार/Govt. of India
 शिलांग/Shillong

NERPC, SHILLONG
Day-wise schedule, actual and Deviation charge statement
From 28-11-2022 to 04-12-2022


DATE	BENEFICIARY	SCH. TOTAL IN MWH	ACTUAL DRAWAL/GEN TOTAL IN MWH	DEVIATION CHARGE IN Rs.	ADDITIONAL DEVIATION CHARGE(Volume limit) IN Rs.	ADDITIONAL DEVIATION CHARGE(Sign Change Violation) IN Rs.	Total ADDITIONAL DEVIATION CHARGE IN Rs.
04-12-2022	ARUNACHAL PRADESH	-1868.09	-1824.81	166600.80	-22072.40	0.00	-22072.40
	ASSAM	-18071.58	-18254.01	-290743.00	-131756.00	-26166.87	-157922.87
	MANIPUR	-2941.75	-2900.82	110845.00	-57972.80	0.00	-57972.80
	MEGHALAYA	-5445.01	-5438.49	-30862.90	-52608.00	0.00	-52608.00
	MIZORAM	-1793.65	-1559.92	637350.80	-44365.10	0.00	-44365.10
	NAGALAND	-1999.14	-1975.38	35766.10	-4896.40	0.00	-4896.40
	TRIPURA	-1957.41	-1697.51	850280.30	-8103.10	-25508.41	-33611.51
	AGBPP	3680.92	4268.64	1292530.40	-9465.70	-116327.74	-125793.44
	AGTCCPP	1727.25	1928.88	404211.50	-1395.10	0.00	-1395.10
	BGTTP	9588.46	9642.10	134489.40	-4879.50	0.00	-4879.50
	BNC	-19.51	-16.54	10258.30	-320.60	0.00	-320.60
	PALATANA	14060.03	14071.41	48659.50	-588.30	0.00	-588.30
	DOYANG	197.00	209.71	39819.80	-567.30	0.00	-567.30
	LOKTAK	709.50	717.27	20526.00	-903.10	0.00	-903.10
	PARE	742.50	761.51	54279.70	0.00	0.00	0.00
	RANGANADI	1910.00	1891.13	-24253.40	-1450.70	0.00	-1450.70
	ER	-2277.20	7854.76	31985091.50	-539248.80	-28786582.35	-29325831.15
	NR	0.00	-12100.95	-38050252.80	-33215267.20	-34245227.52	-67460494.72
	KAMENG	5513.67	5619.20	209628.00	-3556.10	0.00	-3556.10

SUMMARY OF WEEKLY DEVIATION CHARGES

	UTILITY	SCHEDULE(MWH)	ACTUAL(MWH)	DEVIATION CHARGE (IN RS)	ADDITIONAL DEVIATION CHARGE(Volume Limit) (IN RS)	ADDITIONAL DEVIATION CHARGE(Sign Change Violation) (IN RS)	Total ADDITIONAL DEVIATION CHARGE (IN RS)
FOR THE WEEK FROM 28-11-2022 TO 04-12-2022	KAMENG	40119.98	40679.35	1493624.90	-62261.60	0.00	-62261.60
	PARE	5327.50	5454.88	386824.70	-930.80	0.00	-930.80
	LOKTAK	5480.25	5576.04	290817.10	-1224.90	0.00	-1224.90
	DOYANG	1288.00	1362.83	223262.80	-2029.30	0.00	-2029.30
	RANGANADI	13332.00	13201.14	-295277.50	-26114.70	0.00	-26114.70
	KHANDONG	0.00	0.00	0.00	0.00	0.00	0.00
	KOPILI	0.00	0.00	0.00	0.00	0.00	0.00
	KOPILI-2	0.00	0.00	0.00	0.00	0.00	0.00
	TRIPURA	-17791.44	-16240.78	7034169.90	-58483.30	-116878.88	-175362.18
	MIZORAM	-11828.38	-10866.99	3982986.10	-62284.40	0.00	-62284.40
	MANIPUR	-20367.01	-20252.21	484672.70	-77622.40	0.00	-77622.40
	BNC	-136.56	-117.15	92665.70	-899.60	0.00	-899.60
	ASSAM	-132773.69	-135391.75	-12588583.30	-1391990.80	-1234593.73	-2626584.53
	ARUNACHAL PRADESH	-14035.47	-14796.51	-3493296.80	-363435.30	-182908.60	-546343.90
	MEGHALAYA	-37903.53	-38285.22	-1383755.40	-156504.30	0.00	-156504.30
	NAGALAND	-13851.01	-14103.05	-1374115.40	-210541.10	0.00	-210541.10
	ER	-15492.53	62277.70	353717759.40			
	NR	0.00	-84782.98	-384633569.30			
	AGBPP	27794.32	30803.30	8178698.30	-14280.10	-593257.72	-607537.82
	AGTCCPP	12946.54	14136.60	3177208.30	-106131.90	-72037.07	-178168.97
PALATANA	100615.55	100800.57	583534.20	-2354.40	0.00	-2354.40	
BGTTP	68823.17	69011.62	547392.40	-13705.30	0.00	-13705.30	
KAMENG INF	0.00	0.00	0.00				

LEGEND: Energy:(+ve) means injection, (-ve) means drawal
Deviation Charge: (+ve) means receivable, (-ve) mean payable

(+) means under drawal/ over injection
(-) means vice-versa


 (S.M. Aimon/S.M. Aimon)
 Director/Director
 Director/Min. of Power
 Assam Govt./Govt. of India
 Shillong/Shillong