



सत्यमेव जयते



Government of India
Ministry of Power
North Eastern Regional Power Committee
Lapalangi, Shillong 793006

No. NERPC/Dev/2022/ 9500-9538

Dt: December 06, 2022

सेवा में / To,

संलग्नसूचीके अनुसार
As per list enclosed.

Sub: Provisional DSM under ABT regime for the period from 21.11.22 to 27.11.22-reg.

सर/मैडम,
Sir/Madam.

The provisional statements giving details of Deviation charges account with payable / receivable particulars, for the period 21.11.22 to 27.11.22 is enclosed. Deviation charges have been calculated as per CERC Notification no. L-1/132/2013/CERC dated 6th January 2014 and its subsequent amendments. The payment by the constituents for the billed amounts shall be made to the Regulatory Deviation Pool Account Fund operated by NERLDC within 10 days of the issue of this Deviation-Account. In case of delayed payments against these bills beyond 12 days, the defaulting constituent shall pay simple interest @0.04% for each day of delay. The details of Deviation Accounts, both the statement as well as the data files, are available on NERPC website www.nerpc.gov.in.

Enclosed - As above.

भवदीय / Yours faithfully

(एस. एम. आइमोल/ S. M. Aimol)

निदेशक / Director

अधीक्षण अभियंता/ Superintending Engineer

वाणिज्य / Commercial

List of Addressees:

1. CMD, TSECL, Bidyut Bhawan, Agartala – 799 001
2. Director (Distribution), MePDCL, Lumjingshai, S.R. Road, Shillong – 793 001
3. Engineer-in-Chief (P&E), P&E Dept., Govt. of Mizoram, Aizawl – 796 001
4. Chief General Manager (Comml), APDCL, Bijulee Bhawan, Paltan Bazar, Guwahati – 781 001
5. Chief Engineer (Comm), Dept. of Power, Govt. of Arunachal Pradesh, Itanagar – 791 111
6. Managing Director, MSPDCL, Keishampat, Imphal-795 001.
7. E-in-C, Dept. of Power, Govt. of Nagaland, Kohima – 797 001
8. Chief Engineer, Loktak HE Project, Vidyut Vihar, Komkeirap, Manipur – 795 124
9. Executive Director (Comml.), NEEPCO Ltd., Lower New Colony, Shillong – 793 003
10. Executive Director, NERTS, POWERGRID, Lapalang, Shillong – 793 006
11. Managing Director, OTPC, Core 4 & Central, 10th Floor, SCOPE Minar, Laxmi Nagar, Delhi – 110092
12. GM (Comml.), NTPC, 3rd Floor OLIC building, Plot No.N.17/2, Nayapalli, Bhubaneshwar-12
13. CE (G. M.), CEA, SewaBhawan, R.K.Puram, New Delhi – 110 066.
14. G. M., NERLDC, Lower Nongrah, Dongtieh, Lapalang, Shillong - 6.
15. C.G.M (SLDC) AEGCL, Kahelipara, Guwahati.
16. Gen. Manager (Comml.), NHPC Ltd., NHPC Office complex, Sector –33, Faridabad-121003.
17. G.M (Commercial) APDCL, Bijulee Bhawan, Paltan Bazar, Guwahati - 781 001.
18. General Manager, Ranganadi HEP, NEEPCO, Yazlee, Ar. Pradesh
19. Project Manager, Doyang HEP, NEEPCO, Nagaland
20. Project Manager, AGBPP, NEEPCO Ltd., No. –III, Vill. Bokuloni, Dibrugarh, Assam.
21. Project Manager, AGTPP, NEEPCO Ltd., Ramchandranagar, Agartala, Tripura West- 799008.
22. Dy. G. M (Elect.), Kopili HEP, NEEPCO Ltd., Umrangso, N.C. Hills, Assam.
23. Supdt. Engr. (System Management) MeECL, Lumjingshai, Short Round Road, Shillong.
24. Supdt. Engr. (Commercial) Deptt. of Electricity, Govt.of Manipur, Keisampet, Imphal. 795001
25. Executive Engineer, MSLDC, P & E Dept., Chaltlang, Aizawl- 796012.
26. Supdt. Engr. Dimapur Sub-station Deptt. of Power, Govt.of Nagaland, Dimapur.
27. Dy. G. M. (Commercial) NERTS, Lower Nongrah, Dongtieh, Lapalang, Shillong - 6.
28. Dy. General Manager (ER), POWERGRID, Boring Road, Alankar Place, Patna - 800 001
29. DGM (Comml), OTPC, Core 4 & Central, 10th Floor, SCOPE Minar, Laxmi Nagar, Delhi – 110092
30. DGM (Comml.), NTPC, 3rd Floor OLIC building, Plot No.N.17/2, Nayapalli, Bhubaneshwar-12
31. AGM (Comml.), NTPC, Bongaigaon Thermal Power Project, P.O Salakati, Kokrajhar-783369
32. Addl. General Manager,Comml & Sys.Opn., TSECL,Banamalipur,Agartala.-799001.
33. Ex. Engr., SLDC, Deptt. of Power, Itanagar, Ar. Pradesh – 791 111
34. CEO, NVVNLtd., 7th Floor, Scope Complex, Lodhi Road, N.Delhi- 110 003
35. Power Trading Corpn. of India Ltd., 2nd Floor, NBCC Tower, 15-Bhikaji Cama Place, New Delhi – 66.
36. Member Secretary, NRPC,18-A,Shaheed Jeet Singh Marg,Katwaria Sarai, NewDelhi-110016.
37. Member Secretary, ERPC,14, Golf Club Road, Kolkata- 700 033.
38. Member Secretary, WRPC, Plot No F-3,MIDC Area, Opp Seepz,Marol,Andheri (E), Mumbai-400 093.
39. Member Secretary, SRPC, 29, Race Course Road, Bangalore- 560009.



(एस. एम. आइमोल/ S. M. Aimol)

निदेशक / Director

अधीक्षण अभियंता/ Superintending Engineer

वाणिज्य / Commercial

NORTH EASTERN REGIONAL POWER COMMITTEE

**ABT based Deviation Charge Account
For the period 21.11.2022 TO 27.11.2022
AS PER 5TH AMENDMENT OF DSM, 2019 W.E.F. 03/06/2019**


Page 1 of 4

UTILITIES AND DEVIATION CHARGES PAYABLE BY THEM	SCHEDULE (MWH)	ACTUAL (MWH)	DEVIATION (MWH)	DEVIATION CHARGE		ADDITIONAL DEVIATION CHARGE DUE TO BLOCKWISE VIOLATION OF	ZERO CROSSING VIOLATION COUNT	ADDITIONAL DEVIATION CHARGE DUE TO VIOLATION OF SIGN CHANGE	FINAL DEVIATION CHARGE	
				RECEIVABLE	PAYABLE				RECEIVABLE	PAYABLE
BENEFICIARIES OF NORTH EASTERN REGION										
ARUNACHAL PRADESH	13,977.55	15,657.03	1,679.48		77,61,048	12,925	14	6,37,543		84,11,516
ASSAM	1,34,100.43	1,36,477.36	2,376.93		1,12,73,963	85,199	10	5,44,117		1,19,03,279
MANIPUR	20,618.01	20,584.77	-33.24	63,884		43,877		0	20,007	
MEGHALAYA	36,672.82	37,670.25	997.43		47,37,781	48,827		0		47,86,609
MIZORAM	11,704.72	11,014.57	-690.15	29,66,061		17,588		0	29,48,473	
NAGALAND	13,561.76	13,637.92	76.16		4,57,849	8,654		0		4,66,503
TRIPURA	18,129.27	16,446.22	-1,683.06	76,18,785		24,473		0	75,94,312	
BNC	135.87	127.87	-8.00		38,501	795		0		37,706
CERC REGULATED GENERATORS (CGS/ISGS)										
AGBPP	27,364.77	30,325.14	2,960.36	83,49,399		43,378	8	2,92,686	80,13,335	
AGTCCPP	13,626.20	14,538.97	912.76	26,29,104		13,099	2	27,152	25,88,854	
BGTPP	67,178.42	67,396.55	218.14	6,94,322		8,745		0	6,85,577	
PALATANA	1,04,653.56	1,04,866.06	212.50	6,63,039		0		0	6,63,039	
DOYANG	1,224.88	1,275.39	50.51	1,54,971		284		0	1,54,687	
KHANDONG	0.00	0.00	0.00			0		0		0
KOPILI	0.00	0.00	0.00			0		0		0
KOPILI-2	0.00	0.00	0.00			0		0		0
LOKTAK	5,690.98	5,893.13	202.15	6,01,429		3,811		0	5,97,618	
PARE	6,324.68	6,496.50	171.83	5,16,525		3,418		0	5,13,107	
RANGANADI	15,058.50	15,099.57	41.07	1,39,077		38,435		0	1,00,641	
KAMENG	43,456.85	44,125.31	668.45	18,00,653		1,00,493		0	17,00,159	
INTER- REGIONAL										
ER	-37,730.24	54,171.57	91,901.81	41,17,74,901					41,17,74,901	
NR	0.00	-84,004.95	-84,004.95		37,72,13,933					37,72,13,933
INFIRM GENERATORS										
KAMENG INF	0.00	0.00	0.00		0					0
TOTAL	495749.0312	511799.2169	16050.18573	438010648.6	401444574.5	454001.3	34	1501496.484	437392415.4	402781839.1

In Daily data report : +ve figures indicate charges receivable and -ve figures indicate charges payable. All deviation charges in Rs.


Notes :

- For computing Deviation accounts for the week, Korba Meter (NP2657A) has been used as master frequency meter
- Metering point for ER power:
 - Rangia for 132kV Motonga(Deothang)-Rangia feeder.
 - Salakati for 132kV Gelephug-Salakati feeder.
 - Salakati for 220kV Alipurduar-Salakati feeder I & II.
 - Bongaigaon for 400kV New Siliguri-Bongaigaon feeders I&II.
 - Bongaigaon for 400kV Alipurduar-Bongaigaon feeders I&II.
- Metering point for NR power: Biswanath-Chariali(BNC) for BiswanathChariali-Agra feeder.
- Schedule (MWH) includes energy scheduled under AGC


 (S.M. Aimon/S.M. Aimon)
 Director/Director
 न. ए. री. प. / NERPC
 बिहार सरकार / Min. of Power
 गणतंत्र भारत / Govt. of India
 शिलांग / Shillong


NERPC, SHILLONG
Day-wise schedule, actual and Deviation charge statement
From 21-11-2022 to 27-11-2022

DATE	BENEFICIARY	SCH. TOTAL IN MWH	ACTUAL DRAWAL/GEN TOTAL IN MWH	DEVIATION CHARGE IN Rs.	ADDITIONAL DEVIATION CHARGE(Volume limit) IN Rs.	ADDITIONAL DEVIATION CHARGE(Sign Change Violation) IN Rs.	Total ADDITIONAL DEVIATION CHARGE IN Rs.
21-11-2022	ARUNACHAL PRADESH	-1994.49	-2237.20	-1021420.10	0.00	-30642.60	-30642.60
	ASSAM	-17904.22	-18267.38	-1778726.90	-16218.70	-53361.81	-69580.51
	MANIPUR	-2969.38	-2855.80	423364.70	-23971.00	0.00	-23971.00
	MEGHALAYA	-5079.37	-5247.20	-620647.00	0.00	0.00	0.00
	MIZORAM	-1775.27	-1643.86	569523.30	-15687.00	0.00	-15687.00
	NAGALAND	-1826.93	-1842.30	-63252.90	-2540.90	0.00	-2540.90
	TRIPURA	-2665.21	-2572.94	543791.70	0.00	0.00	0.00
	AGBPP	4029.45	4518.73	1290468.00	-23402.50	-77428.08	-100830.58
	AGTCCPP	2006.27	2118.06	298794.70	-4490.80	0.00	-4490.80
	BGTPP	9385.01	9398.89	65610.30	0.00	0.00	0.00
	BNC	-19.40	-17.82	7736.10	-89.80	0.00	-89.80
	PALATANA	14885.89	14913.16	86894.70	0.00	0.00	0.00
	DOYANG	180.50	188.89	26465.00	0.00	0.00	0.00
	LOKTAK	813.00	845.82	99537.70	-3709.20	0.00	-3709.20
	PARE	1017.50	1039.87	66874.10	-3301.90	0.00	-3301.90
	RANGANADI	2308.00	2331.37	64343.30	-10741.40	0.00	-10741.40
	ER	-7022.31	5976.44	58924886.90	-389543.70	-53032398.21	-53421941.91
	NR	0.00	-12123.78	-55445962.30	-47806217.90	-49901366.07	-97707583.97
	KAMENG	6540.78	6652.95	295880.00	0.00	0.00	0.00
	22-11-2022	ARUNACHAL PRADESH	-1876.52	-2280.54	-2108791.30	0.00	-316318.70
ASSAM		-19970.90	-20457.65	-2428939.50	-1958.60	-291472.74	-293431.34
MANIPUR		-2905.18	-2898.58	24754.90	0.00	0.00	0.00
MEGHALAYA		-5250.91	-5337.14	-494412.20	0.00	0.00	0.00
MIZORAM		-1648.07	-1560.67	455490.90	0.00	0.00	0.00
NAGALAND		-1926.70	-1938.84	-74042.00	0.00	0.00	0.00
TRIPURA		-2692.22	-2332.59	1840148.00	0.00	0.00	0.00
AGBPP		3873.21	4273.99	1142613.50	0.00	-68556.81	-68556.81
AGTCCPP		1988.03	2088.13	287269.00	0.00	0.00	0.00
BGTPP		9822.22	9864.44	121226.90	0.00	0.00	0.00
BNC		-19.40	-18.23	5854.30	0.00	0.00	0.00
PALATANA		14793.11	14827.58	104286.60	0.00	0.00	0.00
DOYANG		180.50	187.43	21297.90	0.00	0.00	0.00
LOKTAK		813.00	841.55	85879.90	0.00	0.00	0.00
PARE		962.50	995.22	101399.80	0.00	0.00	0.00
RANGANADI		2225.50	2237.85	43696.80	0.00	0.00	0.00
ER		-4861.35	7473.62	63819151.80	0.00	-57437236.62	-57437236.62
NR		0.00	-11263.85	-58150661.20	-49491844.80	-52335595.08	-101827439.88
KAMENG		6352.69	6483.78	339938.50	0.00	0.00	0.00
23-11-2022		ARUNACHAL PRADESH	-2033.03	-2218.03	-882104.70	-12925.10	-52926.28
	ASSAM	-20355.11	-20768.41	-1856701.50	-59281.00	0.00	-59281.00
	MANIPUR	-2926.90	-2927.69	-11815.70	-19905.60	0.00	-19905.60
	MEGHALAYA	-5374.66	-5482.99	-531436.00	-48827.40	0.00	-48827.40
	MIZORAM	-1674.88	-1592.74	384353.10	0.00	0.00	0.00
	NAGALAND	-1989.02	-1974.69	42010.30	-3374.80	0.00	-3374.80
	TRIPURA	-2834.21	-2446.62	1653999.90	-16352.80	0.00	-16352.80
	AGBPP	4126.44	4581.05	1312485.90	-13314.30	-78749.15	-92063.45
	AGTCCPP	2001.14	2158.87	443694.00	-7086.70	0.00	-7086.70
	BGTPP	9978.42	10030.81	153344.20	-8745.10	0.00	-8745.10
	BNC	-19.51	-18.08	7268.50	-654.90	0.00	-654.90
	PALATANA	15283.75	15313.28	95302.80	0.00	0.00	0.00
	DOYANG	180.50	188.58	25169.10	-283.70	0.00	-283.70
	LOKTAK	813.00	842.39	86751.30	-101.80	0.00	-101.80
	PARE	811.25	832.87	54084.90	-116.40	0.00	-116.40
	RANGANADI	2248.00	2247.18	-1122.60	-27693.90	0.00	-27693.90
	ER	-4480.78	8337.46	57852787.40	-383425.20	-52067508.66	-52450933.86
	NR	0.00	-12126.25	-54481834.10	-47255386.20	-49033650.69	-96289036.89
	KAMENG	6199.41	6259.35	111205.00	-100118.00	0.00	-100118.00


 (S.M. Almol) S.M. Almol
 Director
 Director/NERPC
 Ministry of Power
 Govt. of India
 Shillong

NERPC, SHILLONG
Day-wise schedule, actual and Deviation charge statement
From 21-11-2022 to 27-11-2022

DATE	BENEFICIARY	SCH. TOTAL IN MWH	ACTUAL DRAWAL/GEN TOTAL IN MWH	DEVIATION CHARGE IN Rs.	ADDITIONAL DEVIATION CHARGE(Volume limit) IN Rs.	ADDITIONAL DEVIATION CHARGE(Sign Change Violation) IN Rs.	Total ADDITIONAL DEVIATION CHARGE IN Rs.
24-11-2022	ARUNACHAL PRADESH	-1921.04	-2261.88	-1673347.30	0.00	-100400.84	-100400.84
	ASSAM	-19994.06	-20254.85	-1433137.40	0.00	-85988.24	-85988.24
	MANIPUR	-2951.40	-2974.92	-112427.90	0.00	0.00	0.00
	MEGHALAYA	-5281.58	-5429.53	-810686.50	0.00	0.00	0.00
	MIZORAM	-1671.46	-1597.14	370311.70	0.00	0.00	0.00
	NAGALAND	-1993.08	-1998.68	-37260.20	0.00	0.00	0.00
	TRIPURA	-2529.69	-2280.85	1242713.10	0.00	0.00	0.00
	AGBPP	4052.85	4444.56	1132528.90	0.00	-67951.73	-67951.73
	AGTCCPP	1932.35	2082.98	423886.80	0.00	0.00	0.00
	BGTPP	9900.65	9995.91	273234.30	0.00	0.00	0.00
	BNC	-19.38	-18.45	5162.10	0.00	0.00	0.00
	PALATANA	14847.98	14883.38	105506.20	0.00	0.00	0.00
	DOYANG	180.50	186.26	17599.00	0.00	0.00	0.00
	LOKTAK	813.00	856.32	133010.00	0.00	0.00	0.00
	PARE	893.75	924.32	90975.00	0.00	0.00	0.00
	RANGANADI	2138.00	2133.74	-6282.30	0.00	0.00	0.00
	ER	-4755.36	8349.88	65052445.80	0.00	-58547201.22	-58547201.22
NR	0.00	-12121.89	-60273316.80	-51967539.10	-54245985.12	-106213524.22	
KAMENG	6199.81	6334.91	372852.80	0.00	0.00	0.00	
25-11-2022	ARUNACHAL PRADESH	-1936.89	-2244.37	-1246749.80	0.00	-112207.48	-112207.48
	ASSAM	-19159.17	-19521.58	-1742511.60	-3598.10	-52275.35	-55873.45
	MANIPUR	-2977.25	-2965.61	60121.40	0.00	0.00	0.00
	MEGHALAYA	-5197.57	-5323.70	-610180.50	0.00	0.00	0.00
	MIZORAM	-1688.85	-1572.82	465978.60	-1901.40	0.00	-1901.40
	NAGALAND	-1923.47	-1929.92	-54095.60	-2738.30	0.00	-2738.30
	TRIPURA	-2471.23	-2271.70	842933.30	-8119.70	0.00	-8119.70
	AGBPP	3912.03	4176.11	777998.20	-6661.10	0.00	-6661.10
	AGTCCPP	1927.59	2089.84	452281.70	-1521.60	-13568.45	-15090.05
	BGTPP	9713.17	9727.99	45313.20	0.00	0.00	0.00
	BNC	-19.38	-18.81	2954.90	-49.80	0.00	-49.80
	PALATANA	14959.43	14977.52	62788.90	0.00	0.00	0.00
	DOYANG	167.63	175.21	21938.10	0.00	0.00	0.00
	LOKTAK	813.00	836.52	66363.50	0.00	0.00	0.00
	PARE	907.17	918.99	48093.20	0.00	0.00	0.00
	RANGANADI	2138.00	2161.07	74637.40	0.00	0.00	0.00
	ER	-5571.80	8006.94	56204497.00	-424784.00	-50584047.30	-51008831.30
NR	0.00	-12120.44	-50212817.90	-43292751.00	-45191536.11	-88484287.11	
KAMENG	6054.99	6141.24	215844.60	-375.40	0.00	-375.40	
26-11-2022	ARUNACHAL PRADESH	-2256.48	-2234.76	6254.50	0.00	0.00	0.00
	ASSAM	-19336.62	-19609.59	-1204659.30	-3867.10	-36139.78	-40006.88
	MANIPUR	-2928.90	-3063.33	-563087.10	0.00	0.00	0.00
	MEGHALAYA	-5229.95	-5439.05	-1026071.10	0.00	0.00	0.00
	MIZORAM	-1722.29	-1677.54	165979.50	0.00	0.00	0.00
	NAGALAND	-1927.18	-1995.09	-316559.00	0.00	0.00	0.00
	TRIPURA	-2426.77	-2331.07	330964.80	0.00	0.00	0.00
	AGBPP	3732.18	4167.55	1238042.60	0.00	0.00	0.00
	AGTCCPP	1847.26	2005.22	452771.60	0.00	-13583.15	-13583.15
	BGTPP	9535.12	9520.80	-14777.40	0.00	0.00	0.00
	BNC	-19.41	-18.52	3355.20	0.00	0.00	0.00
	PALATANA	14727.31	14755.22	88230.60	0.00	0.00	0.00
	DOYANG	167.63	173.79	20017.90	0.00	0.00	0.00
	LOKTAK	813.00	831.64	57556.10	0.00	0.00	0.00
	PARE	852.51	884.37	98615.30	0.00	0.00	0.00
	RANGANADI	2028.00	2039.94	40015.10	0.00	0.00	0.00
	ER	-4373.24	9187.92	56658335.60	0.00	-50992502.04	-50992502.04
NR	0.00	-12121.60	-50408622.40	-43461900.10	-45367760.16	-88829660.26	
KAMENG	6054.59	6159.85	261605.10	0.00	0.00	0.00	


 (एस.एम.अकमल/S.M.Akmal)
 निदेशक/Director
 उ.पु.रे.वि.न./NERPC
 विद्युत मंत्रालय/Min. of Power
 भारत सरकार/Govt. of India
 शिल्लॉंग/Shillong

NERPC, SHILLONG
Day-wise schedule, actual and Deviation charge statement
From 21-11-2022 to 27-11-2022

DATE	BENEFICIARY	SCH. TOTAL IN MWH	ACTUAL DRAWAL/GEN TOTAL IN MWH	DEVIATION CHARGE IN Rs.	ADDITIONAL DEVIATION CHARGE(Volume limit) IN Rs.	ADDITIONAL DEVIATION CHARGE(Sign Change Violation) IN Rs.	Total ADDITIONAL DEVIATION CHARGE IN Rs.
27-11-2022	ARUNACHAL PRADESH	-1959.10	-2180.25	-834889.50	0.00	-25046.69	-25046.69
	ASSAM	-17380.35	-17597.89	-829286.80	-275.50	-24878.60	-25154.10
	MANIPUR	-2959.01	-2898.84	242973.30	0.00	0.00	0.00
	MEGHALAYA	-5258.78	-5410.64	-644348.10	0.00	0.00	0.00
	MIZORAM	-1523.89	-1369.80	554424.30	0.00	0.00	0.00
	NAGALAND	-1975.37	-1958.39	45350.10	0.00	0.00	0.00
	TRIPURA	-2509.95	-2210.45	1164234.10	0.00	0.00	0.00
	AGBPP	3638.60	4163.14	1455261.40	0.00	0.00	0.00
	AGTCCPP	1923.57	1995.87	270406.60	0.00	0.00	0.00
	BGTTP	8843.83	8857.72	50370.90	0.00	0.00	0.00
	BNC	-19.40	-17.96	6169.40	0.00	0.00	0.00
	PALATANA	15156.09	15195.90	120029.10	0.00	0.00	0.00
	DOYANG	167.63	175.23	22483.50	0.00	0.00	0.00
	LOKTAK	813.00	838.88	72330.10	0.00	0.00	0.00
	PARE	880.01	900.86	56482.60	0.00	0.00	0.00
	RANGANADI	1973.00	1948.43	-76211.20	0.00	0.00	0.00
	ER	-6665.39	6839.30	53262796.50	0.00	-47936516.85	-47936516.85
	NR	0.00	-12127.13	-48240717.90	-41596618.80	-43416646.11	-85013264.91
	KAMENG	6054.59	6093.24	203326.50	0.00	0.00	0.00


SUMMARY OF WEEKLY DEVIATION CHARGES

	UTILITY	SCHEDULE(MWH)	ACTUAL(MWH)	DEVIATION CHARGE (IN RS)	ADDITIONAL DEVIATION CHARGE(Volume Limit) (IN RS)	ADDITIONAL DEVIATION CHARGE(Sign Change Violation) (IN RS)	Total ADDITIONAL DEVIATION CHARGE (IN RS)
FOR THE WEEK FROM 21-11-2022 TO 27-11-2022	KAMENG	43456.85	44125.31	1800652.50	-100493.40	0.00	-100493.40
	LOKTAK	5690.98	5893.13	601428.60	-3811.00	0.00	-3811.00
	PARE	6324.68	6496.50	516524.90	-3418.30	0.00	-3418.30
	DOYANG	1224.88	1275.39	154970.50	-283.70	0.00	-283.70
	RANGANADI	15058.50	15099.57	139076.50	-38435.30	0.00	-38435.30
	KHANDONG	0.00	0.00	0.00	0.00	0.00	0.00
	KOPILI	0.00	0.00	0.00	0.00	0.00	0.00
	KOPILI-2	0.00	0.00	0.00	0.00	0.00	0.00
	TRIPURA	-18129.27	-16446.22	7618784.90	-24472.50	0.00	-24472.50
	MIZORAM	-11704.72	-11014.57	2966061.40	-17588.40	0.00	-17588.40
	MANIPUR	-20618.01	-20584.77	63883.60	-43876.60	0.00	-43876.60
	BNC	-135.87	-127.87	38500.50	-794.50	0.00	-794.50
	ASSAM	-134100.43	-136477.36	-11273963.00	-85199.00	-544116.52	-629315.52
	ARUNACHAL PRADESH	-13977.55	-15657.03	-7761048.20	-12925.10	-637542.59	-650467.69
	MEGHALAYA	-36672.82	-37670.25	-4737781.40	-48827.40	0.00	-48827.40
	NAGALAND	-13561.76	-13637.92	-457849.30	-8654.00	0.00	-8654.00
	ER	-37730.24	54171.57	411774901.00			
	NR	0.00	-84004.95	-377213932.60			
	AGBPP	27364.77	30325.14	8349398.50	-43377.90	-292685.78	-336063.68
	AGTCCPP	13626.20	14538.97	2629104.40	-13099.10	-27151.60	-40250.70
BGTTP	67178.42	67396.55	694322.40	-8745.10	0.00	-8745.10	
PALATANA	104653.56	104866.06	663038.90	0.00	0.00	0.00	
KAMENG_INF	0.00	0.00	0.00				

LEGEND: Energy:(+ve) means injection, (-ve) means drawal

Deviation Charge: (+ve) means receivable, (-ve) mean payable

(+) means under
drawal/ over injection
(-) means vice-versa


(एस.एम.अहमद/S.M.Ahmed)
निर्देशक/Director
उत्प्रेषण/NERPC
विद्युत मंत्रालय/Min. of Power
भारत सरकार/Govt. of India
शिलांग/Shillong