



सत्यमेव जयते



Government of India
Ministry of Power
North Eastern Regional Power Committee
Lapalangi, Shillong 793006

No. NERPC/Dev/2022/ 9017-9055

Dt: November 23, 2022

सेवा में / To,

संलग्नसूचीके अनुसार
As per list enclosed.

Sub: Provisional DSM under ABT regime for the period from 07.11.22 to 13.11.22-reg.

सर/मैडम,
Sir/Madam.

The provisional statements giving details of Deviation charges account with payable / receivable particulars, for the period 07.11.22 to 13.11.22 is enclosed. Deviation charges have been calculated as per CERC Notification no. L-1/132/2013/CERC dated 6th January 2014 and its subsequent amendments. The payment by the constituents for the billed amounts shall be made to the Regulatory Deviation Pool Account Fund operated by NERLDC within 10 days of the issue of this Deviation-Account. In case of delayed payments against these bills beyond 12 days, the defaulting constituent shall pay simple interest @0.04% for each day of delay. The details of Deviation Accounts, both the statement as well as the data files, are available on NERPC website www.nerpc.gov.in.

Enclosed - As above.

भवदीय / Yours faithfully,

(एस. एम. आइमोल/ S. M. Aimol)
निदेशक / Director
अधीक्षण अभियंता/ Superintending Engineer
वाणिज्य / Commercial

List of Addressees:

1. CMD, TSECL, Bidyut Bhawan, Agartala – 799 001
2. Director (Distribution), MePDCL, Lumjingshai, S.R. Road, Shillong – 793 001
3. Engineer-in-Chief (P&E), P&E Dept., Govt. of Mizoram, Aizawl – 796 001
4. Chief General Manager (Comml), APDCL, Bijulee Bhawan, Paltan Bazar, Guwahati – 781 001
5. Chief Engineer (Comm), Dept. of Power, Govt. of Arunachal Pradesh, Itanagar – 791 111
6. Managing Director, MSPDCL, Keishampat, Imphal-795 001.
7. E-in-C, Dept. of Power, Govt. of Nagaland, Kohima – 797 001
8. Chief Engineer, Loktak HE Project, Vidyut Vihar, Komkeirap, Manipur – 795 124
9. Executive Director (Comml.), NEEPCO Ltd., Lower New Colony, Shillong – 793 003
10. Executive Director, NERTS, POWERGRID, Lapalang, Shillong – 793 006
11. Managing Director, OTPC, Core 4 & Central, 10th Floor, SCOPE Minar, Laxmi Nagar, Delhi – 110092
12. GM (Comml.), NTPC, 3rd Floor OLIC building, Plot No.N.17/2, Nayapalli, Bhubaneshwar-12
13. CE (G. M.), CEA, SewaBhawan, R.K.Puram, New Delhi – 110 066.
14. G. M., NERLDC, Lower Nongrah, Dongtiah, Lapalang, Shillong - 6.
15. C.G.M (SLDC) AEGCL, Kahelipara, Guwahati.
16. Gen. Manager (Comml.), NHPC Ltd., NHPC Office complex, Sector –33, Faridabad-121003.
17. G.M (Commercial) APDCL, Bijulee Bhawan, Paltan Bazar, Guwahati - 781 001.
18. General Manager, Ranganadi HEP, NEEPCO, Yazlee, Ar. Pradesh
19. Project Manager, Doyang HEP, NEEPCO, Nagaland
20. Project Manager, AGBPP, NEEPCO Ltd., No. –III, Vill. Bokuloni, Dibrugarh, Assam.
21. Project Manager, AGTPP, NEEPCO Ltd., Ramchandranagar, Agartala, Tripura West- 799008.
22. Dy. G. M (Elect.), Kopili HEP, NEEPCO Ltd., Umrangso, N.C. Hills, Assam.
23. Supdt. Engr. (System Management) MeECL, Lumjingshai, Short Round Road, Shillong.
24. Supdt. Engr. (Commercial) Deptt. of Electricity, Govt.of Manipur, Keisampet, Imphal. 795001
25. Executive Engineer, MSLDC, P & E Dept., Chaltlang, Aizawl- 796012.
26. Supdt. Engr. Dimapur Sub-station Deptt. of Power, Govt.of Nagaland, Dimapur.
27. Dy. G. M. (Commercial) NERTS, Lower Nongrah, Dongtiah, Lapalang, Shillong - 6.
28. Dy. General Manager (ER), POWERGRID, Boring Road, Alankar Place, Patna - 800 001
29. DGM (Comml), OTPC, Core 4 & Central, 10th Floor, SCOPE Minar, Laxmi Nagar, Delhi – 110092
30. DGM (Comml.), NTPC, 3rd Floor OLIC building, Plot No.N.17/2, Nayapalli, Bhubaneshwar-12
31. AGM (Comml.), NTPC, Bongaigaon Thermal Power Project, P.O Salakati, Kokrajhar-783369
32. Addl. General Manager,Comml & Sys.Opn., TSECL,Banamalipur,Agartala.-799001.
33. Ex. Engr., SLDC, Deptt. of Power, Itanagar, Ar. Pradesh – 791 111
34. CEO, NVVNLtd., 7th Floor, Scope Complex, Lodhi Road, N.Delhi- 110 003
35. Power Trading Corpn. of India Ltd., 2nd Floor, NBCC Tower, 15-Bhikaji Cama Place, New Delhi – 66.
36. Member Secretary, NRPC,18-A,Shaheed Jeet Singh Marg,Katwaria Sarai, NewDelhi-110016.
37. Member Secretary, ERPC,14, Golf Club Road, Kolkata- 700 033.
38. Member Secretary, WRPC, Plot No F-3,MIDC Area, Opp Seepz,Marol,Andheri (E), Mumbai-400 093.
39. Member Secretary, SRPC, 29, Race Course Road, Bangalore- 560009.



(एस. एम. आइमोल/ S. M. Aimol)

निदेशक / Director

अधीक्षण अभियंता/ Superintending Engineer

वाणिज्य / Commercial

NORTH EASTERN REGIONAL POWER COMMITTEE

**ABT based Deviation Charge Account
For the period 07.11.2022 TO 13.11.2022
AS PER 5TH AMENDMENT OF DSM, 2019 W.E.F. 03/06/2019**


Page 1 of 4

UTILITIES AND DEVIATION CHARGES PAYABLE BY THEM	SCHEDULE (MWH)	ACTUAL (MWH)	DEVIATION (MWH)	DEVIATION CHARGE		ADDITIONAL DEVIATION CHARGE DUE TO BLOCKWISE VIOLATION OF	ZERO CROSSING VIOLATION COUNT	ADDITIONAL DEVIATION CHARGE DUE TO VIOLATION OF SIGN CHANGE	FINAL DEVIATION CHARGE	
				RECEIVABLE	PAYABLE				RECEIVABLE	PAYABLE
BENEFICIARIES OF NORTH EASTERN REGION										
ARUNACHAL PRADESH	12,765.60	13,604.30	838.70		28,36,409	26,627	6	1,18,692		29,81,727
ASSAM	1,44,567.77	1,46,826.28	2,258.51		98,99,173	4,73,755	18	7,23,120		1,10,96,048
MANIPUR	18,834.69	19,086.51	251.82		13,60,279	56,561		0		14,16,840
MEGHALAYA	33,005.81	33,553.55	547.74		14,40,220	22,749	1	1,651		14,64,619
MIZORAM	10,006.84	9,020.89	-985.95	39,14,482		2,672		0	39,11,810	
NAGALAND	12,866.98	13,001.81	134.83		4,96,016	10,727		0		5,06,743
TRIPURA	21,910.87	20,561.19	-1,349.68	52,99,789		31,894		0	52,67,896	
BNC	121.27	145.67	24.40		87,301	130		0		87,431
CERC REGULATED GENERATORS (CGS/ISGS)										
AGBPP	26,858.08	29,201.90	2,343.82	62,05,190		40,946	7	3,03,999	58,60,245	
AGTCCPP	18,395.85	19,153.43	757.58	19,82,862		10,129		0	19,72,733	
BGTPP	58,814.52	57,930.47	-884.05		23,95,684	7,75,400	1	33,214		32,04,297
PALATANA	99,539.46	99,757.82	218.36	6,90,224		0		0	6,90,224	
DOYANG	1,712.23	1,757.94	45.72	1,28,185		196		0	1,27,989	
KHANDONG	0.00	0.00	0.00			0		0		0
KOPILI	0.00	0.00	0.00			0		0		0
KOPILI-2	0.00	0.00	0.00			0		0		0
LOKTAK	7,644.25	7,778.36	134.11	3,93,399		615		0	3,92,785	
PARE	8,777.51	8,937.41	159.90	5,01,193		390		0	5,00,803	
RANGANADI	20,970.00	21,028.63	58.63	2,23,597		30,530		0	1,93,068	
KAMENG	55,416.71	56,078.84	662.13	19,21,425		42,920		0	18,78,506	
INTER- REGIONAL										
ER	-42,149.56	79,638.42	1,21,787.97	47,99,65,282					47,99,65,282	
NR	0.00	-1,17,228.07	-1,17,228.07		46,35,30,124					46,35,30,124
INFIRM GENERATORS										
KAMENG INF	0.00	0.00	0.00		0					0
TOTAL	510058.8821	519835.3479	9776.465813	501225629.9	482045205.1	1526240.2	33	1180675.17	500761339	484287829.5

In Daily data report : +ve figures indicate charges receivable and -ve figures indicate charges payable. All deviation charges in Rs.


Notes :

- For computing Deviation accounts for the week, Korba Meter (NP2657A) has been used as master frequency meter
- Metering point for ER power:
 - Rangia for 132kV Motonga(Deothang)-Rangia feeder.
 - Salakati for 132kV Gelephug-Salakati feeder.
 - Salakati for 220kV Alipurduar-Salakati feeder I & II.
 - Bongaigaon for 400kV New Siliguri-Bongaigaon feeders I&II.
 - Bongaigaon for 400kV Alipurduar-Bongaigaon feeders I&II.
- Metering point for NR power: Biswanath-Chariiali(BNC) for BiswanathChariiali-Agra feeder.
- Schedule (MWH) includes energy scheduled under AGC


 (स.म.अमोल/S.M.Almol)
 निदेशक/Director
 उत्तर पूर्वी क्षेत्र/NERPC
 विद्युत मंत्रालय/Min. of Power
 भारत सरकार/Govt. of India
 शिलांग/Shillong

NERPC, SHILLONG
Day-wise schedule, actual and Deviation charge statement
From 07-11-2022 to 13-11-2022


DATE	BENEFICIARY	SCH. TOTAL IN MWH	ACTUAL DRAWAL/GEN TOTAL IN MWH	DEVIATION CHARGE IN Rs.	ADDITIONAL DEVIATION CHARGE(Volume limit) IN Rs.	ADDITIONAL DEVIATION CHARGE(Sign Change Violation) IN Rs.	Total ADDITIONAL DEVIATION CHARGE IN Rs.
07-11-2022	ARUNACHAL PRADESH	-1915.32	-1868.94	214462.20	-10906.60	0.00	-10906.60
	ASSAM	-20445.99	-20629.72	-543785.80	-82780.10	-32627.15	-115407.25
	MANIPUR	-2529.63	-2650.03	-490591.70	-7799.00	0.00	-7799.00
	MEGHALAYA	-4901.26	-4862.65	343676.50	-6725.60	0.00	-6725.60
	MIZORAM	-1515.47	-1375.81	760140.50	0.00	0.00	0.00
	NAGALAND	-1965.54	-1914.75	246029.30	-10727.00	0.00	-10727.00
	TRIPURA	-4029.56	-3887.70	618431.60	0.00	0.00	0.00
	AGBPP	4268.28	4325.94	166135.80	-31707.90	0.00	-31707.90
	AGTCCPP	2892.16	2915.11	67381.50	-191.00	0.00	-191.00
	BGTTP	10178.54	10043.89	-370946.80	-13291.20	0.00	-13291.20
	BNC	-19.40	-21.62	-11777.90	-129.80	0.00	-129.80
	PALATANA	14313.19	14360.40	141989.80	0.00	0.00	0.00
	DOYANG	258.13	268.19	29896.60	-196.40	0.00	-196.40
	LOKTAK	859.75	874.10	50126.90	0.00	0.00	0.00
	PARE	1347.50	1374.46	81584.30	0.00	0.00	0.00
	RANGANADI	3073.00	3102.62	89872.20	0.00	0.00	0.00
	ER	-7270.20	9676.04	82031279.30	0.00	-73828151.37	-73828151.37
	NR	0.00	-16917.38	-82838463.50	-74937594.40	-74554617.15	-149492211.55
	KAMENG	8195.20	8346.55	385199.70	-42919.90	0.00	-42919.90
	08-11-2022	ARUNACHAL PRADESH	-1758.72	-1897.71	-479904.00	-15720.40	-28794.24
ASSAM		-21343.76	-21235.98	33838.70	-300631.90	-5075.80	-305707.71
MANIPUR		-2624.61	-2697.68	-328256.20	-48749.20	0.00	-48749.20
MEGHALAYA		-4515.68	-4583.85	-296369.40	-15573.00	0.00	-15573.00
MIZORAM		-1364.49	-1175.27	862931.80	0.00	0.00	0.00
NAGALAND		-1847.66	-1854.29	-30225.40	0.00	0.00	0.00
TRIPURA		-3540.24	-3357.26	956898.70	-11549.10	0.00	-11549.10
AGBPP		3926.92	4054.53	364378.50	0.00	0.00	0.00
AGTCCPP		2819.12	2893.95	219716.50	0.00	0.00	0.00
BGTTP		10719.66	10630.26	-269588.60	0.00	0.00	0.00
BNC		-19.44	-21.32	-8207.30	0.00	0.00	0.00
PALATANA		13903.26	13948.08	128119.10	0.00	0.00	0.00
DOYANG		253.00	254.20	1176.90	0.00	0.00	0.00
LOKTAK		1268.26	1295.45	80385.00	-614.60	0.00	-614.60
PARE		1375.00	1401.48	78381.50	0.00	0.00	0.00
RANGANADI		3183.00	3213.05	86894.30	0.00	0.00	0.00
ER		-8204.57	8736.49	77485886.90	0.00	-69737298.21	-69737298.21
NR		0.00	-16917.96	-77594332.80	-70211470.10	-69834899.52	-140046369.62
KAMENG		8273.80	8460.87	486037.10	0.00	0.00	0.00
09-11-2022		ARUNACHAL PRADESH	-1826.58	-2002.84	-755187.70	0.00	-45311.26
	ASSAM	-21052.76	-21695.50	-3324949.40	-17173.80	-299245.45	-316419.25
	MANIPUR	-2682.00	-2752.70	-356383.90	0.00	0.00	0.00
	MEGHALAYA	-4530.77	-4704.35	-659744.40	-450.00	0.00	-450.00
	MIZORAM	-1434.20	-1266.08	752930.20	0.00	0.00	0.00
	NAGALAND	-1802.38	-1816.41	-103990.50	0.00	0.00	0.00
	TRIPURA	-3349.75	-3122.76	833363.50	0.00	0.00	0.00
	AGBPP	3829.16	4071.78	732049.20	0.00	0.00	0.00
	AGTCCPP	2753.74	2823.43	208138.70	0.00	0.00	0.00
	BGTTP	10025.36	10066.89	140001.90	0.00	0.00	0.00
	BNC	-19.43	-21.29	-7492.70	0.00	0.00	0.00
	PALATANA	13818.90	13848.13	92997.10	0.00	0.00	0.00
	DOYANG	252.85	254.99	4550.10	0.00	0.00	0.00
	LOKTAK	1268.26	1313.82	139128.10	0.00	0.00	0.00
	PARE	1168.75	1200.89	104235.90	0.00	0.00	0.00
	RANGANADI	3073.00	3087.39	40422.60	0.00	0.00	0.00
	ER	-7406.71	10465.92	78419320.40	0.00	-70577388.36	-70577388.36
	NR	0.00	-16916.51	-74115394.80	-66796933.50	-66703855.32	-133500788.82
	KAMENG	8273.80	8340.29	254166.80	0.00	0.00	0.00


 (S.M. Akmal) S.M. Akmal
 Director/Director
 सहायक निदेशक/NERPC
 Director/Min. of Power
 भारत सरकार/Govt. of India
 शिलांग/Shillong

NERPC, SHILLONG
Day-wise schedule, actual and Deviation charge statement
From 07-11-2022 to 13-11-2022

Page 3 of 4

DATE	BENEFICIARY	SCH. TOTAL IN MWH	ACTUAL DRAWAL/GEN TOTAL IN MWH	DEVIATION CHARGE IN Rs.	ADDITIONAL DEVIATION CHARGE(Volume limit) IN Rs.	ADDITIONAL DEVIATION CHARGE(Sign Change Violation) IN Rs.	Total ADDITIONAL DEVIATION CHARGE IN Rs.
10-11-2022	ARUNACHAL PRADESH	-1607.16	-1810.49	-791280.60	0.00	-23738.42	-23738.42
	ASSAM	-21312.78	-21839.70	-2335415.80	0.00	-140124.95	-140124.95
	MANIPUR	-2626.95	-2758.73	-474642.20	0.00	0.00	0.00
	MEGHALAYA	-4970.00	-5225.69	-964162.00	0.00	0.00	0.00
	MIZORAM	-1364.31	-1304.58	196334.50	0.00	0.00	0.00
	NAGALAND	-1754.57	-1782.95	-156280.90	0.00	0.00	0.00
	TRIPURA	-2939.21	-2729.96	769432.20	0.00	0.00	0.00
	AGBPP	3606.51	4026.30	1167158.50	0.00	0.00	0.00
	AGTCCPP	2631.71	2711.81	204830.40	0.00	0.00	0.00
	BGTPP	8152.45	7735.49	-1107117.90	-762108.90	-33213.54	-795322.44
	BNC	-18.10	-20.99	-10077.00	0.00	0.00	0.00
	PALATANA	13514.62	13544.10	94028.50	0.00	0.00	0.00
	DOYANG	237.00	241.53	15199.00	0.00	0.00	0.00
	LOKTAK	1062.00	1085.51	69797.60	0.00	0.00	0.00
	PARE	1346.25	1356.17	41873.80	0.00	0.00	0.00
	RANGANADI	3073.00	3077.13	17975.10	0.00	0.00	0.00
	ER	-5478.44	13486.17	75156676.60	0.00	-67641008.94	-67641008.94
	NR	0.00	-16914.47	-66629297.20	-60049281.70	-59966367.48	-120015649.18
	KAMENG	8272.60	8311.71	148192.70	0.00	0.00	0.00
	11-11-2022	ARUNACHAL PRADESH	-1960.01	-1908.65	325160.80	0.00	0.00
ASSAM		-21371.98	-21564.26	-705780.10	-10450.70	-21173.40	-31624.10
MANIPUR		-2771.32	-2749.24	44886.70	0.00	0.00	0.00
MEGHALAYA		-4758.20	-4731.42	282470.60	0.00	0.00	0.00
MIZORAM		-1424.83	-1241.76	642373.40	0.00	0.00	0.00
NAGALAND		-1920.51	-1943.10	-81506.40	0.00	0.00	0.00
TRIPURA		-2865.44	-2558.46	1233253.80	0.00	0.00	0.00
AGBPP		3867.02	4216.96	874135.60	0.00	0.00	0.00
AGTCCPP		2633.82	2756.25	300688.20	0.00	0.00	0.00
BGTPP		9226.78	9109.45	-386302.80	0.00	0.00	0.00
BNC		-19.38	-20.03	-1487.50	0.00	0.00	0.00
PALATANA		14438.74	14466.65	91627.80	0.00	0.00	0.00
DOYANG		237.00	241.65	8941.40	0.00	0.00	0.00
LOKTAK		1062.00	1075.76	39590.20	0.00	0.00	0.00
PARE		1196.25	1231.56	102299.60	0.00	0.00	0.00
RANGANADI		3065.00	3057.39	3492.30	0.00	0.00	0.00
ER		-6527.53	10686.69	59312310.00	0.00	-53381079.00	-53381079.00
NR		0.00	-16917.82	-58856149.50	-53045118.80	-52970534.55	-106015653.35
KAMENG		7890.19	7963.05	232032.90	0.00	0.00	0.00
12-11-2022		ARUNACHAL PRADESH	-1743.50	-1925.52	-654729.70	0.00	0.00
	ASSAM	-20511.54	-20880.12	-1490897.80	0.00	-178907.74	-178907.74
	MANIPUR	-2784.55	-2762.24	10328.80	0.00	0.00	0.00
	MEGHALAYA	-4618.66	-4628.93	55017.20	0.00	-1650.52	-1650.52
	MIZORAM	-1404.96	-1319.35	266991.90	0.00	0.00	0.00
	NAGALAND	-1838.06	-1925.56	-303868.90	0.00	0.00	0.00
	TRIPURA	-2737.92	-2615.05	446662.50	0.00	0.00	0.00
	AGBPP	3585.93	4117.70	1429314.60	0.00	-171517.75	-171517.75
	AGTCCPP	2434.47	2564.35	352554.30	0.00	0.00	0.00
	BGTPP	6719.32	6625.33	-260034.60	0.00	0.00	0.00
	BNC	-15.29	-20.10	-19151.90	0.00	0.00	0.00
	PALATANA	14807.73	14830.05	83787.20	0.00	0.00	0.00
	DOYANG	237.00	249.59	37582.70	0.00	0.00	0.00
	LOKTAK	1062.00	1059.10	-22322.30	0.00	0.00	0.00
	PARE	1168.76	1187.58	54911.70	0.00	0.00	0.00
	RANGANADI	2760.00	2718.11	-101511.40	-30529.90	0.00	-30529.90
	ER	-3861.92	13690.26	60447611.50	0.00	-54402850.35	-54402850.35
	NR	0.00	-16917.09	-58073503.30	-52338882.80	-52266152.97	-104605035.77
	KAMENG	7077.55	7133.82	187321.10	0.00	0.00	0.00


 (S.M. Almot)
 Director/Director
 उ.सू.के.वि.न./NERPC
 विद्युत विभाग/Min. of Power
 भारत सरकार/Govt. of India
 शिलांग/Shillong

NERPC, SHILLONG
Day-wise schedule, actual and Deviation charge statement
From 07-11-2022 to 13-11-2022

Page 4 of 4


DATE	BENEFICIARY	SCH. TOTAL IN MWH	ACTUAL DRAWAL/GEN TOTAL IN MWH	DEVIATION CHARGE IN Rs.	ADDITIONAL DEVIATION CHARGE(Volume limit) IN Rs.	ADDITIONAL DEVIATION CHARGE(Sign Change Violation) IN Rs.	Total ADDITIONAL DEVIATION CHARGE IN Rs.
13-11-2022	ARUNACHAL PRADESH	-1954.31	-2190.15	-694929.50	0.00	-20847.89	-20847.89
	ASSAM	-18528.95	-18981.01	-1532183.00	-62718.40	-45965.49	-108683.89
	MANIPUR	-2815.62	-2715.90	234380.00	-13.00	0.00	-13.00
	MEGHALAYA	-4711.24	-4816.66	-201108.60	0.00	0.00	0.00
	MIZORAM	-1498.57	-1338.04	432779.50	-2672.00	0.00	-2672.00
	NAGALAND	-1738.27	-1764.74	-66173.40	0.00	0.00	0.00
	TRIPURA	-2448.75	-2290.01	441746.90	-20344.50	0.00	-20344.50
	AGBPP	3774.26	4388.68	1472017.60	-9237.70	-132481.58	-141719.28
	AGTCCPP	2230.83	2488.52	629552.20	-9938.30	0.00	-9938.30
	BGTPP	3792.41	3719.17	-141695.00	0.00	0.00	0.00
	BNC	-10.24	-20.32	-29107.00	0.00	0.00	0.00
	PALATANA	14743.03	14760.42	57674.70	0.00	0.00	0.00
	DOYANG	237.25	247.80	30838.40	0.00	0.00	0.00
	LOKTAK	1062.00	1074.62	36693.90	0.00	0.00	0.00
	PARE	1175.00	1185.27	37906.60	-390.30	0.00	-390.30
	RANGANADI	2743.00	2772.95	86452.30	0.00	0.00	0.00
	ER	-3400.18	12896.85	47112197.70	-412574.50	-42400977.93	-42813552.43
	NR	0.00	-15726.84	-45422982.40	-40624809.90	-40880684.16	-81505494.06
	KAMENG	7433.56	7522.55	228475.10	0.00	0.00	0.00

SUMMARY OF WEEKLY DEVIATION CHARGES

	UTILITY	SCHEDULE(MWH)	ACTUAL(MWH)	DEVIATION CHARGE (IN RS)	ADDITIONAL DEVIATION CHARGE(Volume Limit) (IN RS)	ADDITIONAL DEVIATION CHARGE(Sign Change Violation) (IN RS)	Total ADDITIONAL DEVIATION CHARGE (IN RS)
FOR THE WEEK FROM 07-11-2022 TO 13-11-2022	KAMENG	55416.71	56078.84	1921425.40	-42919.90	0.00	-42919.90
	PARE	8777.51	8937.41	501193.40	-390.30	0.00	-390.30
	LOKTAK	7644.25	7778.36	393399.40	-614.60	0.00	-614.60
	RANGANADI	20970.00	21028.63	223597.40	-30529.90	0.00	-30529.90
	DOYANG	1712.23	1757.94	128185.10	-196.40	0.00	-196.40
	KHANDONG	0.00	0.00	0.00	0.00	0.00	0.00
	KOPILI	0.00	0.00	0.00	0.00	0.00	0.00
	KOPILI-2	0.00	0.00	0.00	0.00	0.00	0.00
	TRIPURA	-21910.87	-20561.19	5299789.20	-31893.60	0.00	-31893.60
	MIZORAM	-10006.84	-9020.89	3914481.80	-2672.00	0.00	-2672.00
	ASSAM	-144567.77	-146826.28	-9899173.20	-473754.90	-723119.98	-1196874.88
	ARUNACHAL PRADESH	-12765.60	-13604.30	-2836408.50	-26627.00	-118691.81	-145318.81
	MEGHALAYA	-33005.81	-33553.55	-1440220.10	-22748.60	-1650.52	-24399.12
	MANIPUR	-18834.69	-19086.51	-1360278.50	-56561.20	0.00	-56561.20
	NAGALAND	-12866.98	-13001.81	-496016.20	-10727.00	0.00	-10727.00
	BNC	-121.27	-145.67	-87301.30	-129.80	0.00	-129.80
	ER	-42149.56	79638.42	479965282.40			
	NR	0.00	-117228.07	-463530123.50			
	AGBPP	26858.08	29201.90	6205189.80	-40945.60	-303999.34	-344944.94
	AGTCCPP	18395.85	19153.43	1982861.80	-10129.30	0.00	-10129.30
	PALATANA	99539.46	99757.82	690224.20	0.00	0.00	0.00
	BGTPP	58814.52	57930.47	-2395683.80	-775400.10	-33213.54	-808613.64
	KAMENG_INF	0.00	0.00	0.00			

LEGEND: Energy:(+ve) means injection, (-ve) means drawal
Deviation Charge: (+ve) means receivable, (-ve) mean payable

(+) means under drawal/ over injection
(-) means vice-versa


 (J.M. Ahmed)
 Director/Director
 J.M. Ahmed/NERPC
 विद्युत संचालक/Min. of Power
 भारत सरकार/Govt. of India
 शिलांग/Shillong