



Government of India
Ministry of Power
North Eastern Regional Power Committee
Lapalang, Shillong 793006

No. NERPC/Dev/2023/4181-4219

Dt:13th Sept., 2023

सेवा में / To,
संलग्न सूची के अनुसार
As per list enclosed.

Sub: Provisional DSM under ABT regime for the period from 28.08.23 to 03.09.23 - reg.

सर/मैडम,
Sir/Madam,

The Provisional statements giving details of Deviation charges account with payable / receivable particulars, for the period 28.08.23 to 03.09.23 is enclosed. Deviation charges have been calculated as per following CERC Notification and subsequent amendment orders:

- (i) Notification no. L-1/260/2021/CERC dated 14th March 2022 w.e.f. 05.12.2022
- (ii) Suo-moto order dated 26th Dec'2022 w.e.f. 28th Dec'2022
- (iii) Suo-moto order dated 6th Feb'2023 w.e.f. 8th Feb'2023
- (iv) Suo-moto order dated 9th Apr'2023 w.e.f. 10th Apr'2023

The payment by the constituents for the billed amounts shall be made to the Regulatory Deviation and Ancillary Service Pool Account Fund operated by NERLDC within 7 days of the issue of this Deviation-Account. In case of delayed payments against these bills beyond 7 days, the defaulting constituent shall pay surcharge @0.04% for each day of delay. The details of Deviation Accounts, both the statement as well as the data files, are available on NERPC website <https://www.nerpc.gov.in>.

Enclosed -As above.

भवदीय / Yours faithfully,


(एस. एम. आइमोल/ S. M. Aimol)

निदेशक / Director

अधीक्षण अभियंता/ Superintending Engineer

List of Addressees:

1. CMD, TSECL, Bidyut Bhawan, Agartala – 799 001
2. Director (Distribution), MePDCL, Lumjingshai, S.R. Road, Shillong – 793 001
3. Engineer-in-Chief (P&E), P&E Dept., Govt. of Mizoram, Aizawl – 796 001
4. Chief General Manager (Comml), APDCL, Bijulee Bhawan, Paltan Bazar, Guwahati – 781 001
5. Chief Engineer (Comm), Dept. of Power, Govt. of Arunachal Pradesh, Itanagar – 791 111
6. Managing Director, MSPDCL, Keishampat, Imphal-795 001.
7. E-in-C, Dept. of Power, Govt. of Nagaland, Kohima – 797 001
8. Chief Engineer, Loktak HE Project, Vidyut Vihar, Komkeirap, Manipur – 795 124
9. Executive Director (Comml.), NEEPCO Ltd., Lower New Colony, Shillong – 793 003
10. Executive Director, NERTS, POWERGRID, Lapalang, Shillong – 793 006
11. Managing Director, OTPC, Core 4 & Central, 10th Floor, SCOPE Minar, Laxmi Nagar, Delhi – 110092
12. GM (Comml.), NTPC, 3rd Floor OLIC building, Plot No.N.17/2, Nayapalli, Bhubaneswar-12
13. CE (G. M.), CEA, SewaBhawan, R.K.Puram, New Delhi – 110 066.
14. G. M., NERLDC, Lower Nongrah, Dongtiah, Lapalang, Shillong - 6.
15. C.G.M (SLDC) AEGCL, Kahelipara, Guwahati.
16. Gen. Manager (Comml.), NHPC Ltd., NHPC Office complex, Sector –33, Faridabad-121003.
17. G.M (Commercial) APDCL, Bijulee Bhawan, Paltan Bazar, Guwahati - 781 001.
18. General Manager, Ranganadi HEP, NEEPCO, Yazlee, Ar. Pradesh
19. Project Manager, Doyang HEP, NEEPCO, Nagaland
20. Project Manager, AGBPP, NEEPCO Ltd., No. –III, Vill. Bokuloni, Dibrugarh, Assam.
21. Project Manager, AGTPP, NEEPCO Ltd., Ramchandranagar, Agartala, Tripura West- 799008.
22. Dy. G. M (Elect.), Kopili HEP, NEEPCO Ltd., Umrangso, N.C. Hills, Assam.
23. Supdt. Engr. (System Management) MeECL, Lumjingshai, Short Round Road, Shillong.
24. Supdt. Engr. (Commercial) Deptt. of Electricity, Govt.of Manipur, Keisampet, Imphal. 795001
25. Executive Engineer, MSLDC, P & E Dept., Chaltlang, Aizawl- 796012.
26. Supdt. Engr. Dimapur Sub-station Deptt. of Power, Govt.of Nagaland, Dimapur.
27. Dy. G. M. (Commercial) NERTS, Lower Nongrah, Dongtiah, Lapalang, Shillong - 6.
28. Dy. General Manager (ER), POWERGRID, Boring Road, Alankar Place, Patna - 800 001
29. DGM (Comml), OTPC, Core 4 & Central, 10th Floor, SCOPE Minar, Laxmi Nagar, Delhi – 110092
30. DGM (Comml.), NTPC, 3rd Floor OLIC building, Plot No.N.17/2, Nayapalli, Bhubaneswar-12
31. AGM (Comml.), NTPC, Bongaigaon Thermal Power Project, P.O Salakati, Kokrajhar-783369
32. Addl. General Manager,Comml & Sys.Opn., TSECL,Banamalipur,Agartala.-799001.
33. Ex. Engr., SLDC, Deptt. of Power, Itanagar, Ar. Pradesh – 791 111
34. CEO, NVVN Ltd., 7th Floor, Scope Complex, Lodhi Road, N.Delhi- 110 003
35. Power Trading Corpn. of India Ltd., 2nd Floor, NBCC Tower, 15-Bhikaji Cama Place, New Delhi – 66.
36. Member Secretary, NRPC,18-A, Shaheed Jeet Singh Marg, Katwaria Sarai, NewDelhi-110016.
37. Member Secretary, ERPC,14, Golf Club Road, Kolkata- 700 033.
38. Member Secretary, WRPC, Plot No F-3, MIDC Area, Opp Seepz, Marol, Andheri (E), Mumbai-400 093.
39. Member Secretary, SRPC, 29, Race Course Road, Bangalore- 560009.



(एस. एम. आइमोल/ S. M. Aimol)

निदेशक / Director

अधीक्षणअभियंता/ Superintending Engineer


NORTH EASTERN REGIONAL POWER COMMITTEE

**ABT based Deviation Charge Account
For the period 28.08.2023 TO 03.09.2023**

Page 1 of 4


CONSTITUENTS	SCHEDULE (MWH)	ACTUAL (MWH)	DEVIATION (MWH)	Receivable from the Deviation and Ancillary Service Pool Account(Rs) (A)	Payable to the Deviation and Ancillary Service Pool Account(Rs) (B)
BENEFICIARIES OF NORTH EASTERN REGION					
ARUNACHAL PRADESH	17,851.43	19,368.40	1,516.97	0	19,186,417
ASSAM	225,765.01	242,818.15	17,053.14	0	212,768,331
MANIPUR	18,355.69	18,544.62	188.93	0	4,020,990
MEGHALAYA	1,154.92	14.26	-1,140.66	5,801,818	0
MIZORAM	9,163.38	8,407.97	-755.41	5,771,527	0
NAGALAND	18,912.80	18,332.29	-580.51	5,147,593	0
TRIPURA	41,042.05	42,017.14	975.09	0	14,947,678
BNC	151.35	181.99	30.64	0	340,951
CERC REGULATED GENERATORS (CGS/ISGS)					
AGBPP	32,322.47	33,409.50	1,087.02	3,533,309	0
AGTCCPP	13,082.71	13,388.00	305.29	953,945	0
BGTPP	85,844.03	85,731.95	-112.09	0	697,525
PALATANA	92,796.56	93,115.64	319.07	647,271	0
DOYANG	11,180.55	11,216.01	35.46	0	63,673
KHANDONG	0.00	0.00	0.00	0	0
KOPILI	8,570.90	8,495.50	-75.40	0	1,348,031
KOPILI-2	3,989.05	4,052.86	63.81	112,270	0
LOKTAK	15,654.00	15,754.82	100.82	0	16,083
PARE	18,967.25	19,007.63	40.39	0	129,316
RANGANADI	53,569.47	53,919.19	349.72	469,732	0
KAMENG	96,530.58	95,960.44	-570.15	0	5,867,149
INTER- REGIONAL					
ER	-87,896.99	16,135.04	104,032.04	1,014,140,990	0
NR	0.00	-93,325.82	-93,325.82	0	902,722,696
TOTAL				1036578457	1162108839

Pool Balance (B - A) :	125530382
LEGEND :	In pool balance positive(+ve) means surplus in pool and negative(-ve) means deficit in pool



 (J.S.M. Almol) / Director
 Director / Director
 Director / Min. of Power
 Govt. of India
 Dispur / Shillong

NERPC, SHILLONG
Day-wise schedule, actual and Deviation charge statement
From 28/08/2023 to 03/09/2023

Date	Constituents	Total Schedule (MWH)	Total Actual (MWH)	Deviation (MWH)	Receivable from the Deviation and Ancillary Service Pool Account(Rs)	Payable to the Deviation and Ancillary Service Pool Account(Rs)
28/08/2023	ARUNACHAL PRADESH	2223.87	2408.78	184.91	322527.36	1429409.61
	ASSAM	26627.09	27689.14	1062.05	1036666.05	8696686.53
	MANIPUR	2522.90	2615.35	92.45	136577.82	1047771.47
	MEGHALAYA	331.75	124.98	-206.78	739945.76	219668.72
	MIZORAM	1378.02	1276.25	-101.78	724229.75	308674.21
	NAGALAND	2571.29	2489.00	-82.29	575134.31	84149.08
	TRIPURA	5120.92	5267.04	146.13	1033401.93	1603142.17
	AGBPP	4040.47	4352.20	311.73	992859.76	3623.48
	AGTCCPP	1763.64	1859.23	95.59	257898.81	35223.40
	BGTPP	9180.68	9087.60	-93.09	418141.67	722377.85
	BNC	15.44	24.00	8.55	0.00	66843.84
	PALATANA	13015.92	13074.50	58.58	102940.11	926.63
	DOYANG	1724.40	1724.82	0.42	31778.65	35502.82
	KHANDONG	0.00	0.00	0.00	0.00	0.00
	KOPILI	370.50	374.51	4.01	61927.14	91049.18
	KOPILI-2	592.80	598.79	5.99	12852.77	1785.83
	LOKTAK	2457.00	2465.49	8.49	17098.42	1165.83
	PARE	2832.00	2845.26	13.26	30074.45	0.00
	RANGANADI	9768.00	9788.16	20.16	27027.29	2230.45
	KAMENG	13167.15	13125.67	-41.47	560461.77	959790.80
	ER	-16918.41	-2525.54	14392.87	117259005.90	0.00
NR	0.00	-13332.65	-13332.65	0.00	106554331.81	
29/08/2023	ARUNACHAL PRADESH	2443.41	2564.45	121.03	626595.74	1937415.65
	ASSAM	30543.60	31933.99	1390.39	1110997.02	20373283.50
	MANIPUR	2646.92	2711.68	64.76	528754.20	1591789.75
	MEGHALAYA	154.13	-49.54	-203.67	1671477.39	591101.82
	MIZORAM	1377.03	1224.76	-152.27	1441150.13	175171.07
	NAGALAND	2680.89	2558.60	-122.29	1197574.39	73759.49
	TRIPURA	6369.17	6592.74	223.56	1035711.11	4790849.06
	AGBPP	4401.26	4618.28	217.02	959649.76	118769.40
	AGTCCPP	1853.62	1920.03	66.41	295343.23	89840.48
	BGTPP	10182.94	10303.07	120.12	799576.72	422206.02
	BNC	18.10	25.17	7.06	0.00	77122.42
	PALATANA	14061.69	14108.82	47.12	106195.51	0.00
	DOYANG	1722.70	1728.60	5.90	25823.59	6255.35
	KHANDONG	0.00	0.00	0.00	0.00	0.00
	KOPILI	1185.60	1230.26	44.66	382382.07	2472.00
	KOPILI-2	592.80	603.37	10.57	19171.25	187.60
	LOKTAK	2367.00	2294.26	-72.74	51610.73	442859.04
	PARE	2832.00	2843.12	11.12	33067.84	1548.31
	RANGANADI	9768.00	9807.19	39.19	61109.58	0.00
	KAMENG	13440.60	12787.35	-653.26	1638.10	6342042.92
	ER	-14069.66	-568.42	13501.24	117986583.77	0.00
NR	0.00	-13330.04	-13330.04	0.00	115013461.91	
30/08/2023	ARUNACHAL PRADESH	2574.18	2836.17	261.99	679654.31	5391677.15
	ASSAM	32785.61	35968.65	3183.04	0.00	45540083.99
	MANIPUR	2693.70	2787.14	93.44	290573.79	1856515.51
	MEGHALAYA	347.23	78.67	-268.57	2425128.57	258867.93
	MIZORAM	1425.24	1208.67	-216.58	2213190.52	33969.47
	NAGALAND	2764.53	2671.94	-92.59	1054800.19	132040.01
	TRIPURA	6219.37	6392.00	172.63	642571.28	2926707.48
	AGBPP	4867.04	4913.18	46.14	231686.48	68635.47
	AGTCCPP	1949.81	1918.90	-30.91	66319.13	325693.05
	BGTPP	13500.18	13547.90	47.72	735219.99	654035.88
	BNC	23.66	26.14	2.48	8835.64	40585.70
	PALATANA	13862.85	13902.76	39.91	85338.08	1425.23
	DOYANG	1717.50	1716.45	-1.05	12155.75	29085.01
	KHANDONG	0.00	0.00	0.00	0.00	0.00
	KOPILI	1185.60	1218.29	32.69	282294.38	0.00
	KOPILI-2	592.80	602.55	9.75	17687.93	127.78
	LOKTAK	1596.00	1634.60	38.60	87253.01	844.91
	PARE	2832.00	2842.82	10.82	31046.12	0.00
	RANGANADI	9680.28	9717.10	36.82	64948.16	1408.17
	KAMENG	12897.22	12574.84	-322.39	224678.31	3878806.44
	ER	-13703.07	1941.86	15644.93	156449338.86	0.00
NR	0.00	-13330.62	-13330.62	0.00	133306181.81	


 (J.M. Aimon / J.M. Aimon)
 Director/Director
 उद्देश्य/Min. of Power
 बिहार सरकार/Govt. of India
 शिल्लोण/Shillong


Date	Constituents	Total Schedule (MWH)	Total Actual (MWH)	Deviation (MWH)	Receivable from the Deviation and Ancillary Service Pool Account(Rs)	Payable to the Deviation and Ancillary Service Pool Account(Rs)
31/08/2023	ARUNACHAL PRADESH	2411.49	2848.13	436.64	0.00	5949507.12
	ASSAM	34380.18	37120.43	2740.25	0.00	39033344.95
	MANIPUR	2758.83	2765.84	7.01	967429.36	1217101.22
	MEGHALAYA	306.56	119.91	-186.65	2351230.14	595420.83
	MIZORAM	1337.33	1187.80	-149.53	1926615.01	430690.16
	NAGALAND	2744.33	2694.88	-49.45	680548.46	160986.86
	TRIPURA	6156.99	6268.38	111.39	1439250.08	3534127.99
	AGBPP	4921.16	4942.38	21.22	154879.69	71959.18
	AGTCCPP	1765.73	1794.39	28.66	197644.86	62891.41
	BGTPP	15504.21	15614.98	110.77	865133.93	512702.17
	BNC	27.14	26.84	-0.30	30977.09	38693.58
	PALATANA	13209.80	13248.24	38.43	89651.60	146.02
	DOYANG	1708.05	1697.04	-11.01	19423.16	201316.68
	KHANDONG	0.00	0.00	0.00	0.00	0.00
	KOPILI	1185.60	1206.43	20.83	219870.38	0.00
	KOPILI-2	592.80	604.89	12.09	22553.84	48.69
	LOKTAK	1863.00	1943.55	80.55	179329.16	1213.12
	PARE	2832.00	2834.31	2.31	17557.92	20668.92
	RANGANADI	6902.00	7026.91	124.91	208770.45	796.14
	KAMENG	13826.58	13888.87	62.29	994400.35	265715.52
ER	-12201.24	2729.69	14930.92	149309216.79	0.00	
NR	0.00	-13328.15	-13328.15	0.00	133281454.59	
01/09/2023	ARUNACHAL PRADESH	2987.19	2897.38	-89.82	1364561.85	1008598.75
	ASSAM	34084.52	37017.16	2932.64	66651.96	38573947.02
	MANIPUR	2628.29	2606.33	-21.96	864150.43	895399.52
	MEGHALAYA	-212.73	-311.14	-98.41	1598076.35	898043.73
	MIZORAM	1275.04	1137.23	-137.81	1307804.71	104250.21
	NAGALAND	2784.12	2712.56	-71.56	841051.27	127830.73
	TRIPURA	5989.48	6015.08	25.60	1760742.45	3135920.11
	AGBPP	4913.36	4943.57	30.20	151663.53	18676.89
	AGTCCPP	1892.47	1944.95	52.48	297060.48	24708.89
	BGTPP	15399.76	15357.59	-42.17	535783.25	856136.02
	BNC	26.84	26.84	0.01	25877.15	40608.23
	PALATANA	12637.38	12688.13	50.75	110047.91	0.00
	DOYANG	1698.95	1715.30	16.35	61072.35	1514.16
	KHANDONG	0.00	0.00	0.00	0.00	0.00
	KOPILI	1185.60	1126.17	-59.43	246450.00	827980.00
	KOPILI-2	432.25	442.90	10.65	18191.45	572.03
	LOKTAK	2457.00	2479.02	22.02	46602.45	0.00
	PARE	2832.00	2840.40	8.40	25416.26	672.84
	RANGANADI	6703.00	6736.67	33.67	87278.49	100665.21
	KAMENG	14399.99	14520.15	120.16	133118.17	17727.27
ER	-13077.98	1740.64	14818.63	149920117.06	0.00	
NR	0.00	-13330.91	-13330.91	0.00	134760214.43	
02/09/2023	ARUNACHAL PRADESH	2422.18	2867.44	445.27	159675.41	5184229.34
	ASSAM	31085.94	34746.18	3660.24	0.00	41647947.92
	MANIPUR	2528.93	2513.78	-15.15	989548.50	1311257.22
	MEGHALAYA	-608.14	-650.03	-41.88	1095302.09	1647614.68
	MIZORAM	1123.63	1263.94	140.30	241106.30	1936086.98
	NAGALAND	2597.78	2534.27	-63.51	822212.83	251649.01
	TRIPURA	5922.82	6451.32	528.50	502313.79	6184648.27
	AGBPP	4760.71	4883.08	122.37	490892.86	31688.66
	AGTCCPP	1943.30	1993.80	50.51	241513.09	22553.25
	BGTPP	10447.07	10392.14	-54.93	329148.79	551508.58
	BNC	18.62	26.11	7.49	0.00	85095.52
	PALATANA	12871.83	12913.56	41.73	82865.11	132.58
	DOYANG	1644.95	1651.81	6.86	30470.71	14027.82
	KHANDONG	0.00	0.00	0.00	0.00	0.00
	KOPILI	1185.60	1137.76	-47.84	340450.00	1105127.50
	KOPILI-2	592.80	601.23	8.43	14347.71	507.37
	LOKTAK	2457.00	2468.28	11.28	29361.14	4259.55
	PARE	2552.25	2567.21	14.96	101975.47	42964.62
	RANGANADI	5258.20	5312.40	54.20	90580.75	8205.70
	KAMENG	14399.52	14532.15	132.63	1316136.77	0.00
ER	-11234.62	4843.21	16077.83	174401935.30	0.00	
NR	0.00	-13335.56	-13335.56	0.00	144639756.41	


(J. M. Abmoh) / J. M. Abmoh
Director / Director
NERPC / NERPC
Ministry of Power / Min. of Power
Government of India / Govt. of India
Shillong / Shillong

Date	Constituents	Total Schedule (MWH)	Total Actual (MWH)	Deviation (MWH)	Receivable from the Deviation and Ancillary Service Pool Account(Rs)	Payable to the Deviation and Ancillary Service Pool Account(Rs)
03/09/2023	ARUNACHAL PRADESH	2789.11	2946.06	156.95	231942.08	1670535.93
	ASSAM	36258.09	38342.60	2084.51	1362518.84	22479871.02
	MANIPUR	2576.12	2544.50	-31.63	752409.74	630599.13
	MEGHALAYA	836.11	701.42	-134.69	800332.81	668957.31
	MIZORAM	1247.08	1109.33	-137.75	1039156.45	132883.36
	NAGALAND	2769.86	2671.04	-98.82	856950.73	50263.97
	TRIPURA	5263.30	5030.57	-232.72	2593563.86	1779837.61
	AGBPP	4418.48	4756.81	338.33	867881.53	2851.00
	AGTCCPP	1914.13	1956.69	42.56	235128.44	76052.33
	BGTPP	11629.19	11428.67	-200.52	214473.81	876036.27
	BNC	21.56	26.90	5.34	5393.37	63084.70
	PALATANA	13137.09	13179.64	42.55	74353.60	1490.20
	DOYANG	964.00	981.99	17.99	44181.70	877.43
	KHANDONG	0.00	0.00	0.00	0.00	0.00
	KOPILI	2272.40	2202.08	-70.32	457914.00	1312690.00
	KOPILI-2	592.80	599.13	6.33	11568.41	874.45
	LOKTAK	2457.00	2469.61	12.61	26023.63	3018.74
	PARE	2255.00	2234.50	-20.50	41516.47	344115.28
	RANGANADI	5490.00	5530.76	40.76	68035.18	24711.65
	KAMENG	14399.52	14531.42	131.90	1168500.88	0.00
ER	-6692.02	7973.60	14665.62	148814792.43	0.00	
NR	0.00	-13337.89	-13337.89	0.00	135167295.48	

SUMMARY OF WEEKLY DEVIATION CHARGES

	Constituents	Total Schedule (MWH)	Total Actual (MWH)	Deviation (MWH)	Receivable from the Deviation and Ancillary Service Pool Account(Rs)	Payable to the Deviation and Ancillary Service Pool Account(Rs)
FOR THE WEEK FROM 28/08/2023 TO 03/09/2023	ARUNACHAL PRADESH	17851.43	19368.40	1516.97	3384956.75	22571373.55
	ASSAM	225765.01	242818.15	17053.14	3576833.87	216345164.93
	MANIPUR	18355.69	18544.62	188.93	4529443.85	8550433.82
	MEGHALAYA	1154.92	14.26	-1140.66	10681493.12	4879675.01
	MIZORAM	9163.38	8407.97	-755.41	8893252.85	3121725.45
	NAGALAND	18912.80	18332.29	-580.51	6028272.18	880679.15
	TRIPURA	41042.05	42017.14	975.09	9007554.49	23955232.69
	AGBPP	32322.47	33409.50	1087.02	3849513.61	316204.08
	AGTCCPP	13082.71	13388.00	305.29	1590908.05	636962.80
	BGTPP	85844.03	85731.95	-112.09	3897478.15	4595002.78
	BNC	151.35	181.99	30.64	71083.24	412033.99
	PALATANA	92796.56	93115.64	319.07	651391.91	4120.66
	DOYANG	11180.55	11216.01	35.46	224905.91	288579.27
	KHANDONG	0.00	0.00	0.00	0.00	0.00
	KOPILI	8570.90	8495.50	-75.40	1991287.98	3339318.68
	KOPILI-2	3989.05	4052.86	63.81	116373.37	4103.75
	LOKTAK	15654.00	15754.82	100.82	437278.54	453361.19
	PARE	18967.25	19007.63	40.39	280654.54	409969.97
	RANGANADI	53569.47	53919.19	349.72	607749.90	138017.31
	KAMENG	96530.58	95960.44	-570.15	5596934.35	11464082.96
ER	-87896.99	16135.04	104032.04	1014140990.11	0.00	
NR	0.00	-93325.82	-93325.82	0.00	902722696.45	


 (M. Almol) Director
 Director/NERPC
 Director/Min. of Power
 Govt. of India
 Shillong