



Government of India  
Ministry of Power  
North Eastern Regional Power Committee  
Lapalang, Shillong 793006

No. NERPC/Dev/2022/8363-8401

Dt: November 03, 2022

सेवा में / To,

संलग्न सूची के अनुसार  
As per list enclosed.

**Sub: Provisional DSM under ABT regime for the period from 10.10.22 to 23.10.22 (2 weeks)- reg.**

सर/मैडम,  
Sir/Madam.

The provisional statements giving details of Deviation charges account with payable / receivable particulars, for the period 10.10.22 to 23.10.22 (2 weeks) is enclosed. Deviation charges have been calculated as per CERC Notification no. L-1/132/2013/CERC dated 6th January 2014 and its subsequent amendments. The payment by the constituents for the billed amounts shall be made to the Regulatory Deviation Pool Account Fund operated by NERLDC within 10 days of the issue of this Deviation-Account. In case of delayed payments against these bills beyond 12 days, the defaulting constituent shall pay simple interest @0.04% for each day of delay. The details of Deviation Accounts, both the statement as well as the data files, are available on NERPC website [www.nerpc.gov.in](http://www.nerpc.gov.in).

Enclosed - As above.

भवदीय / Yours faithfully,

(एस. एम. आइमोल / S. M. Aimol)

निदेशक / Director

अधीक्षण अभियंता / Superintending Engineer  
वाणिज्य / Commercial

List of Addressees:

1. CMD, TSECL, Bidyut Bhawan, Agartala – 799 001
2. Director (Distribution), MePDCL, Lumjingshai, S.R. Road, Shillong – 793 001
3. Engineer-in-Chief (P&E), P&E Dept., Govt. of Mizoram, Aizawl – 796 001
4. Chief General Manager (Comml), APDCL, Bijulee Bhawan, Paltan Bazar, Guwahati – 781 001
5. Chief Engineer (Comm), Dept. of Power, Govt. of Arunachal Pradesh, Itanagar – 791 111
6. Managing Director, MSPDCL, Keishampat, Imphal-795 001.
7. E-in-C, Dept. of Power, Govt. of Nagaland, Kohima – 797 001
8. Chief Engineer, Loktak HE Project, Vidyut Vihar, Komkeirap, Manipur – 795 124
9. Executive Director (Comml.), NEEPCO Ltd., Lower New Colony, Shillong – 793 003
10. Executive Director, NERTS, POWERGRID, Lapalang, Shillong – 793 006
11. Managing Director, OTPC, Core 4 & Central, 10th Floor, SCOPE Minar, Laxmi Nagar, Delhi – 110092
12. GM (Comml.), NTPC, 3<sup>rd</sup> Floor OLIC building, Plot No.N.17/2, Nayapalli, Bhubaneshwar-12
13. CE (G. M.), CEA, SewaBhawan, R.K.Puram, New Delhi – 110 066.
14. G. M., NERLDC, Lower Nongrah, Dongtiah, Lapalang, Shillong - 6.
15. C.G.M (SLDC ) AEGCL, Kahelipara, Guwahati.
16. Gen. Manager (Comml.), NHPC Ltd., NHPC Office complex, Sector –33, Faridabad-121003.
17. G.M (Commercial) APDCL, Bijulee Bhawan, Paltan Bazar, Guwahati - 781 001.
18. General Manager, Ranganadi HEP, NEEPCO, Yazlee, Ar. Pradesh
19. Project Manager, Doyang HEP, NEEPCO, Nagaland
20. Project Manager, AGBPP, NEEPCO Ltd., No. –III, Vill. Bokuloni, Dibrugarh, Assam.
21. Project Manager, AGTPP, NEEPCO Ltd., Ramchandranagar, Agartala, Tripura West- 799008.
22. Dy. G. M (Elect.), Kopili HEP, NEEPCO Ltd., Umrangso, N.C. Hills, Assam.
23. Supdt. Engr. (System Management) MeECL, Lumjingshai, Short Round Road, Shillong.
24. Supdt. Engr. (Commercial) Deptt. of Electricity, Govt.of Manipur, Keisampet, Imphal. 795001
25. Executive Engineer, MSLDC, P & E Dept., Chaltlang, Aizawl- 796012.
26. Supdt. Engr. Dimapur Sub-station Deptt. of Power, Govt.of Nagaland, Dimapur.
27. Dy. G. M. (Commercial) NERTS, Lower Nongrah, Dongtiah, Lapalang, Shillong - 6.
28. Dy. General Manager (ER), POWERGRID, Boring Road, Alankar Place, Patna - 800 001
29. DGM (Comml), OTPC, Core 4 & Central, 10th Floor, SCOPE Minar, Laxmi Nagar, Delhi – 110092
30. DGM (Comml.), NTPC, 3<sup>rd</sup> Floor OLIC building, Plot No.N.17/2, Nayapalli, Bhubaneshwar-12
31. AGM (Comml.), NTPC, Bongaigaon Thermal Power Project, P.O Salakati, Kokrajhar-783369
32. Addl. General Manager,Comml & Sys.Opn., TSECL,Banamalipur,Agartala.-799001.
33. Ex. Engr., SLDC, Deptt. of Power, Itanagar, Ar. Pradesh – 791 111
34. CEO, NVVN Ltd., 7<sup>th</sup> Floor, Scope Complex, Lodhi Road, N.Delhi- 110 003
35. Power Trading Corpn. of India Ltd., 2<sup>nd</sup> Floor, NBCC Tower, 15-Bhikaji Cama Place, New Delhi – 66.
36. Member Secretary, NRPC,18-A,Shaheed Jeet Singh Marg,Katwaria Sarai, NewDelhi-110016.
37. Member Secretary, ERPC,14, Golf Club Road, Kolkata- 700 033.
38. Member Secretary, WRPC, Plot No F-3,MIDC Area, Opp Seepz,Marol,Andheri (E), Mumbai-400 093.
39. Member Secretary, SRPC, 29, Race Course Road, Bangalore- 560009.



(एस. एम. आइमोल / S. M. Aimol)

निदेशक / Director

अधीक्षण अभियंता / Superintending Engineer

वाणिज्य / Commercial

**NORTH EASTERN REGIONAL POWER COMMITTEE**

**ABT based Deviation Charge Account  
For the period 10.10.2022 TO 16.10.2022  
AS PER 5TH AMENDMENT OF DSM, 2019 W.E.F. 03/06/2019**


Page 1 of 4

UTILITIES AND DEVIATION CHARGES PAYABLE BY THEM	SCHEDULE (MWH)	ACTUAL (MWH)	DEVIATION (MWH)	DEVIATION CHARGE		ADDITIONAL DEVIATION CHARGE DUE TO BLOCKWISE VIOLATION OF VOLUME LIMIT	ZERO CROSSING VIOLATION COUNT	ADDITIONAL DEVIATION CHARGE DUE TO VIOLATION OF SIGN CHANGE	FINAL DEVIATION CHARGE	
				RECEIVABLE	PAYABLE				RECEIVABLE	PAYABLE
<b>BENEFICIARIES OF NORTH EASTERN REGION</b>										
ARUNACHAL PRADESH	15,289.205496	15,278.426280	-10.779216		7,28,512	86,422	10	66,095		8,81,029
ASSAM	1,85,912.045277	1,85,968.952791	56.907514		11,44,424	1,10,897	19	3,92,369		16,47,689
MANIPUR	18,305.756001	18,495.242909	189.486908		6,56,822	65,942		0		7,22,764
MEGHALAYA	13,602.475084	13,671.514266	69.039182		5,04,012	38,143	1	5,390		5,47,545
MIZORAM	4,247.966382	2,712.620400	-1,535.345982	43,32,098		76,357	7	2,07,231	40,48,509	
NAGALAND	13,857.346543	13,589.084400	-268.262143	8,17,144		23,602		0	7,93,543	
TRIPURA	34,097.017794	34,166.916600	69.898806		1,17,210	3,01,041	3	1,16,557		5,34,808
BNC	182.912436	172.648800	-10.263636	33,536		2,832		0	30,705	
<b>CERC REGULATED GENERATORS (CGS/ISGS)</b>										
AGBPP	25,062.546838	27,202.072000	2,139.525162	49,82,551		47,290	12	6,02,762	43,32,499	
AGTCCPP	15,410.517650	16,384.682400	974.164750	22,35,258		29,828		0	22,05,430	
BGTPP	70,969.184317	70,792.110550	-177.073767		8,61,132	4,40,395	4	97,628		13,99,154
PALATANA	89,037.189236	88,926.368281	-110.820955		1,57,223	1,35,164	1	13,487		3,05,874
DOYANG	2,988.250000	3,085.480800	97.230800	2,57,336		79		0	2,57,258	
KHANDONG	0.000000	0.000000	0.000000			0		0		0
KOPILI	0.000000	0.000000	0.000000			0		0		0
KOPILI-2	0.000000	0.000000	0.000000			0		0		0
LOKTAK	8,652.527500	8,754.153600	101.626100	3,20,979		586		0	3,20,394	
PARE	18,876.007500	18,939.998400	63.990900		2,08,712	2,843		0	2,05,868	
RANGANADI	48,562.862500	48,991.406725	428.544225	12,27,631		3,825		0	12,23,806	
KAMENG	85,634.734966	85,619.854549	-14.880417	4,64,002		1,31,286	1	9,210	3,23,506	
<b>INTER- REGIONAL</b>										
ER	-92,374.255599	42,399.441637	1,34,773.697236	40,65,54,523					40,65,54,523	
NR	0.000000	-1,18,401.454498	-1,18,401.454498		35,64,85,591					35,64,85,591
<b>INFIRM GENERATORS</b>										
KAMENG INF	0.000000	0.000000	0.000000		0					0
<b>TOTAL</b>	<b>5,58,314.289921</b>	<b>5,76,749.520890</b>	<b>18,435.230969</b>	<b>42,14,33,770.5</b>	<b>36,06,54,926.5</b>	<b>14,96,52,908.8</b>	<b>58</b>	<b>15,10,72,919.5</b>	<b>42,02,96,040.6</b>	<b>36,25,24,455.5</b>

In Daily data report : +ve figures indicate charges receivable and -ve figures indicate charges payable. All deviation charges in Rs.


Notes :

- For computing Deviation accounts for the week, Korba Meter (NP2657A) has been used as master frequency meter
- Metering point for ER power:
  - Rangia for 132kV Motonga(Deothang)-Rangia feeder.
  - Salakati for 132kV Gelephug-Salakati feeder.
  - Salakati for 220kV Alipurduar-Salakati feeder I & II.
  - Bongaigaon for 400kV New Siliguri-Bongaigaon feeders I&II.
  - Bongaigaon for 400kV Alipurduar-Bongaigaon feeders I&II.
- Metering point for NR power: Biswanath-Chariali(BNC) for BiswanathChariali-Agra feeder.
- Schedule (MWH) includes energy scheduled under AGC

  
 (স্বাক্ষরিত/স্বাক্ষরিত)  
 Director  
 ১১৫৪৫৪/NERPC  
 বিদ্যুৎ মন্ত্রণালয়/Min. of Power  
 নতুন অসম/Assam  
 Dispur/Dispur


**NERPC, SHILLONG**  
**Day-wise schedule, actual and Deviation charge statement**  
**From 10-10-2022 to 16-10-2022**

DATE	BENEFICIARY	SCH. TOTAL IN MWH	ACTUAL DRAWAL/GEN TOTAL IN MWH	DEVIATION CHARGE IN Rs.	ADDITIONAL DEVIATION CHARGE(Volume limit) IN Rs.	ADDITIONAL DEVIATION CHARGE(Sign Change Violation) IN Rs.	Total ADDITIONAL DEVIATION CHARGE IN Rs.
10-10-2022	ARUNACHAL PRADESH	-2087.873332	-2108.916840	-235060.10	-59160.70	0.00	-59160.70
	ASSAM	-24732.113182	-24681.069745	-616953.10	-53299.90	-18508.59	-71808.49
	MANIPUR	-2755.860613	-2688.005965	196352.30	-8663.20	0.00	-8663.20
	MEGHALAYA	-3236.706178	-3201.051496	54022.80	-20232.00	0.00	-20232.00
	MIZORAM	-513.791805	-185.091600	1182623.10	0.00	-141914.77	-141914.77
	NAGALAND	-2104.663769	-2010.303600	323689.40	0.00	0.00	0.00
	TRIPURA	-5230.437439	-5003.302650	1086499.50	-19494.80	-32594.99	-52089.79
	AGBPP	3043.546900	3741.456000	1746464.40	0.00	-523939.32	-523939.32
	AGTCCPP	1954.977920	2118.230400	421868.30	0.00	0.00	0.00
	BGTTP	10484.906833	10688.695275	418524.90	-25882.50	0.00	-25882.50
	BNC	-28.426538	-24.594000	13247.20	-1263.30	0.00	-1263.30
	PALATANA	14441.614725	14469.500791	95243.00	0.00	0.00	0.00
	DOYANG	464.625000	474.026400	22435.30	-78.80	0.00	-78.80
	LOKTAK	1251.505000	1269.100800	54952.10	0.00	0.00	0.00
	PARE	2832.000000	2823.134400	-32877.90	-1468.70	0.00	-1468.70
	RANGANADI	9446.500000	9540.454177	258407.20	0.00	0.00	0.00
	ER	-18294.283356	-803.845784	67639013.30	0.00	-60875111.97	-60875111.97
	NR	0.000000	-16915.054560	-64064726.90	-57877608.80	-57658254.21	-115535863.01
	KAMENG	13819.033376	13871.490919	135072.10	0.00	0.00	0.00
11-10-2022	ARUNACHAL PRADESH	-2119.325671	-1991.709240	171674.50	0.00	-15450.71	-15450.71
	ASSAM	-25387.193856	-25377.064746	279106.80	-847.30	-16746.41	-17593.71
	MANIPUR	-2660.254690	-2663.071234	33206.20	0.00	0.00	0.00
	MEGHALAYA	-1871.730677	-1881.438109	-74242.00	-6569.10	0.00	-6569.10
	MIZORAM	-524.243607	-198.770400	815217.40	0.00	-24456.52	-24456.52
	NAGALAND	-2039.690947	-1955.034000	262338.00	0.00	0.00	0.00
	TRIPURA	-4996.592392	-4856.757750	533974.10	0.00	0.00	0.00
	AGBPP	3586.338525	3883.320000	655400.80	0.00	-58986.07	-58986.07
	AGTCCPP	2075.646190	2186.966400	226569.50	0.00	0.00	0.00
	BGTTP	10972.619180	11008.401453	-177410.30	-11.50	0.00	-11.50
	BNC	-28.279296	-24.097200	12451.30	0.00	0.00	0.00
	PALATANA	14352.693651	14359.044662	52895.40	0.00	0.00	0.00
	DOYANG	436.450000	449.431200	41129.00	0.00	0.00	0.00
	LOKTAK	1215.505000	1225.382400	37163.10	0.00	0.00	0.00
	PARE	2832.000000	2846.116800	32139.10	0.00	0.00	0.00
	RANGANADI	8493.000000	8558.854729	211867.00	0.00	0.00	0.00
	ER	-19591.860846	-737.314611	52578370.10	0.00	-47320533.09	-47320533.09
	NR	0.000000	-16916.218187	-47355101.50	-42679578.30	-42619591.35	-85299169.65
	KAMENG	13385.630040	13410.545462	136025.50	0.00	0.00	0.00
12-10-2022	ARUNACHAL PRADESH	-2229.031587	-2243.463240	-226432.80	-2715.00	0.00	-2715.00
	ASSAM	-25685.692341	-25151.579838	1618563.30	-10090.90	-194227.60	-204318.50
	MANIPUR	-2686.050616	-2647.676548	41669.40	-2798.00	0.00	-2798.00
	MEGHALAYA	-2062.177254	-1972.692004	171601.80	-4161.00	0.00	-4161.00
	MIZORAM	-821.093892	-680.270400	162562.50	-11489.80	0.00	-11489.80
	NAGALAND	-1974.650246	-1901.869200	226440.10	-2196.10	0.00	-2196.10
	TRIPURA	-4853.577242	-4719.408000	527910.00	0.00	0.00	0.00
	AGBPP	3675.263250	4014.368000	661212.20	-31182.80	-19836.37	-51019.17
	AGTCCPP	2217.553170	2379.991200	324523.30	-11593.60	0.00	-11593.60
	BGTTP	11406.163944	11277.082185	-356739.60	-8410.00	0.00	-8410.00
	BNC	-28.276363	-24.348600	10932.20	-201.70	0.00	-201.70
	PALATANA	14317.188884	14313.647995	10068.00	0.00	0.00	0.00
	DOYANG	466.250000	485.899200	57934.40	0.00	0.00	0.00
	LOKTAK	1215.505000	1229.625600	44574.70	0.00	0.00	0.00
	PARE	2822.680000	2838.009600	33322.60	-482.40	0.00	-482.40
	RANGANADI	8542.462500	8681.463094	307717.20	-3824.80	0.00	-3824.80
	ER	-18772.822738	-84.313851	50936934.70	-548082.80	-45843241.23	-46391324.03
	NR	0.000000	-16915.345441	-46093362.60	-41541832.10	-41484026.34	-83025858.44
	KAMENG	12807.906704	12540.072727	-307013.60	-131285.90	-9210.41	-140496.31

  
 Director  
 Director General of Power  
 and Renewable Energy  
 Shillong, India

**NERPC, SHILLONG**  
**Day-wise schedule, actual and Deviation charge statement**  
**From 10-10-2022 to 16-10-2022**

DATE	BENEFICIARY	SCH. TOTAL IN MWH	ACTUAL DRAWAL/GEN TOTAL IN MWH	DEVIATION CHARGE IN Rs.	ADDITIONAL DEVIATION CHARGE(Volume limit) IN Rs.	ADDITIONAL DEVIATION CHARGE(Sign Change Violation) IN Rs.	Total ADDITIONAL DEVIATION CHARGE IN Rs.
13-10-2022	ARUNACHAL PRADESH	-2414.513286	-2279.340640	252605.20	-85.10	-37890.78	-37975.88
	ASSAM	-26223.584718	-26618.543621	-1130749.00	-1999.10	-67844.94	-69844.04
	MANIPUR	-2529.545093	-2641.632580	-410316.10	0.00	0.00	0.00
	MEGHALAYA	-2019.103047	-1904.068655	179679.30	0.00	-5390.38	-5390.38
	MIZORAM	-676.421867	-479.086800	681001.50	-7186.10	-40860.09	-48046.19
	NAGALAND	-2053.412859	-2018.829600	71428.80	-4610.10	0.00	-4610.10
	TRIPURA	-4852.070221	-4582.680600	667570.60	-2667.30	0.00	-2667.30
	AGBPP	3747.808125	3937.560000	414609.40	-4163.00	0.00	-4163.00
	AGTCCPP	2319.416925	2447.532000	288574.90	-8722.20	0.00	-8722.20
	BGTPP	7680.955275	7563.438546	-252083.40	-5034.80	0.00	-5034.80
	BNC	-19.567740	-23.965200	-14597.70	0.00	0.00	0.00
	PALATANA	14271.770722	14284.542252	58683.40	0.00	0.00	0.00
	DOYANG	434.850000	449.388000	41075.30	0.00	0.00	0.00
	LOKTAK	1215.505000	1229.635200	36595.20	0.00	0.00	0.00
	PARE	2832.000000	2845.483200	32010.90	-438.80	0.00	-438.80
	RANGANADI	7313.900000	7340.972364	87464.30	0.00	0.00	0.00
	ER	-13619.133494	5988.581891	62851233.60	-700606.10	-56566110.24	-57266716.34
	NR	0.000000	-16913.745425	-54422005.30	-49046870.80	-48979804.77	-98026675.57
	KAMENG	12619.433376	12669.163636	129399.30	0.00	0.00	0.00
	14-10-2022	ARUNACHAL PRADESH	-2214.738178	-2288.612440	-266172.70	0.00	0.00
ASSAM		-28269.502224	-28408.885635	-656678.20	-29747.10	-59101.04	-88848.14
MANIPUR		-2552.931647	-2659.733851	-319612.10	-642.80	0.00	-642.80
MEGHALAYA		-1706.752283	-1606.586913	275830.80	-6582.70	0.00	-6582.70
MIZORAM		-593.673369	-417.850800	426556.10	-6696.00	0.00	-6696.00
NAGALAND		-1962.279376	-1985.186400	-40537.00	0.00	0.00	0.00
TRIPURA		-4733.774160	-4706.172450	-134443.20	-3657.00	0.00	-3657.00
AGBPP		3755.644325	3798.616000	74237.90	-2421.60	0.00	-2421.60
AGTCCPP		2352.311345	2475.232800	244450.00	-5512.20	0.00	-5512.20
BGTPP		8751.027298	8345.736725	-1130353.60	-317290.60	-67821.22	-385111.82
BNC		-21.669928	-25.308000	-8172.00	0.00	0.00	0.00
PALATANA		14097.767008	14101.449017	30503.20	0.00	0.00	0.00
DOYANG		402.475000	418.773600	33038.40	0.00	0.00	0.00
LOKTAK		1251.505000	1266.504000	40508.20	0.00	0.00	0.00
PARE		2734.140000	2736.796800	32709.50	0.00	0.00	0.00
RANGANADI		5253.000000	5274.101635	109096.60	0.00	0.00	0.00
ER		-10962.266005	8885.680430	53822777.70	-686442.70	-48440499.93	-49126942.63
NR		0.000000	-16913.599983	-45275252.90	-40804027.20	-40747727.61	-81551754.81
KAMENG		12769.383377	12830.618176	140862.20	0.00	0.00	0.00
15-10-2022		ARUNACHAL PRADESH	-2052.232167	-2065.112840	-72732.90	-24461.30	-2181.99
	ASSAM	-28630.408211	-28630.297156	-98874.50	-14912.50	-19774.90	-34687.40
	MANIPUR	-2587.065766	-2599.321164	2379.30	-53837.50	0.00	-53837.50
	MEGHALAYA	-1498.524831	-1560.469747	-181597.40	-598.20	0.00	-598.20
	MIZORAM	-605.893341	-441.087600	427607.40	-50985.20	0.00	-50985.20
	NAGALAND	-1826.806934	-1801.020000	10850.10	-16795.60	0.00	-16795.60
	TRIPURA	-5034.780294	-5224.527300	-801001.60	-232795.50	-24030.05	-256825.55
	AGBPP	3482.056325	3762.040000	714680.40	-9522.50	0.00	-9522.50
	AGTCCPP	2119.692789	2286.175200	412633.90	-3999.70	0.00	-3999.70
	BGTPP	10708.975885	10778.708365	140156.60	-83765.50	0.00	-83765.50
	BNC	-28.309619	-25.476000	9430.20	-1366.70	0.00	-1366.70
	PALATANA	9551.556584	9558.322036	44953.50	0.00	0.00	0.00
	DOYANG	402.600000	414.230400	27439.30	0.00	0.00	0.00
	LOKTAK	1251.505000	1270.281600	67727.10	-585.50	0.00	-585.50
	PARE	2709.440000	2722.833600	56860.00	-453.30	0.00	-453.30
	RANGANADI	5363.000000	5409.084004	147660.80	0.00	0.00	0.00
	ER	-5974.100716	13320.529491	57491424.60	-577335.50	-51742282.14	-52319617.64
	NR	0.000000	-16913.599984	-50106453.50	-45575530.90	-45095808.15	-90671339.05
	KAMENG	10800.000040	10819.636362	78942.90	0.00	0.00	0.00

  
 (Director/NERPC/SHILLONG)  
 Director/NERPC  
 Director General/NERPC  
 Director General/NERPC  
 Director General/NERPC

**NERPC, SHILLONG**  
**Day-wise schedule, actual and Deviation charge statement**  
**From 10-10-2022 to 16-10-2022**


DATE	BENEFICIARY	SCH. TOTAL IN MWH	ACTUAL DRAWAL/GEN TOTAL IN MWH	DEVIATION CHARGE IN Rs.	ADDITIONAL DEVIATION CHARGE(Volume limit) IN Rs.	ADDITIONAL DEVIATION CHARGE(Sign Change Violation) IN Rs.	Total ADDITIONAL DEVIATION CHARGE IN Rs.
16-10-2022	ARUNACHAL PRADESH	-2171.491258	-2301.271040	-352393.30	0.00	-10571.80	-10571.80
	ASSAM	-26983.550735	-27101.512050	-538839.30	0.00	-16165.18	-16165.18
	MANIPUR	-2534.047577	-2595.801567	-200501.30	0.00	0.00	0.00
	MEGHALAYA	-1207.480805	-1545.207342	-929307.40	0.00	0.00	0.00
	MIZORAM	-512.848499	-310.462800	636529.80	0.00	0.00	0.00
	NAGALAND	-1895.842411	-1916.841600	-37065.00	0.00	0.00	0.00
	TRIPURA	-4395.786045	-5074.067850	-1997719.50	-42426.70	-59931.59	-102358.29
	AGBPP	3771.889513	4064.712000	715946.00	0.00	0.00	0.00
	AGTCCPP	2370.919310	2490.554400	316637.80	0.00	0.00	0.00
	BGTPP	10964.535890	11130.048001	496773.60	0.00	-29806.42	-29806.42
	BNC	-28.382920	-24.859800	10245.20	0.00	0.00	0.00
	PALATANA	8004.597696	7839.861528	-449569.70	-135163.80	-13487.09	-148650.89
	DOYANG	381.000000	393.732000	34284.60	0.00	0.00	0.00
	LOKTAK	1251.497500	1263.624000	39459.00	0.00	0.00	0.00
	PARE	2113.747500	2127.624000	54547.30	0.00	0.00	0.00
	RANGANADI	4151.000000	4186.476722	105417.50	0.00	0.00	0.00
	ER	-5159.788438	15830.124071	61234769.00	0.00	-55111292.10	-55111292.10
	NR	0.000000	-16913.890918	-49168688.20	-44312935.00	-44251819.38	-88564754.38
	KAMENG	9433.347945	9478.327267	150713.90	0.00	0.00	0.00

**SUMMARY OF WEEKLY DEVIATION CHARGES**

	UTILITY	SCHEDULE(MWH)	ACTUAL(MWH)	DEVIATION CHARGE (IN RS)	ADDITIONAL DEVIATION CHARGE(Volume Limit) (IN RS)	ADDITIONAL DEVIATION CHARGE(Sign Change Violation) (IN RS)	Total ADDITIONAL DEVIATION CHARGE (IN RS)
FOR THE WEEK FROM 10-10-2022 TO 16-10-2022	RANGANADI	48562.862500	48991.406725	1227630.60	-3824.80	0.00	-3824.80
	KAMENG	85634.734966	85619.854549	464002.30	-131285.90	-9210.41	-140496.31
	LOKTAK	8652.527500	8754.153600	320979.40	-585.50	0.00	-585.50
	DOYANG	2988.250000	3085.480800	257336.30	-78.80	0.00	-78.80
	PARE	18876.007500	18939.998400	208711.50	-2843.20	0.00	-2843.20
	KHANDONG	0.000000	0.000000	0.00	0.00	0.00	0.00
	KOPILI	0.000000	0.000000	0.00	0.00	0.00	0.00
	KOPILI-2	0.000000	0.000000	0.00	0.00	0.00	0.00
	MIZORAM	-4247.966382	-2712.620400	4332097.80	-76357.10	-207231.38	-283588.48
	NAGALAND	-13857.346543	-13589.084400	817144.40	-23601.80	0.00	-23601.80
	BNC	-182.912436	-172.648800	33536.40	-2831.70	0.00	-2831.70
	ASSAM	-185912.045277	-185968.952791	-1144424.00	-110896.80	-392368.65	-503265.45
	ARUNACHAL PRADESH	-15289.205496	-15278.426280	-728512.10	-86422.10	-66095.27	-152517.37
	MANIPUR	-18305.756001	-18495.242909	-656822.30	-65941.50	0.00	-65941.50
	MEGHALAYA	-13602.475084	-13671.514266	-504012.10	-38143.00	-5390.38	-43533.38
	TRIPURA	-34097.017794	-34166.916600	-117210.10	-301041.30	-116556.62	-417597.92
	ER	-92374.255599	42399.441637	406554523.00			
	NR	0.000000	-18401.454498	-356485590.90			
	AGBPP	25062.546838	27202.072000	4982551.10	-47289.90	-602761.76	-650051.66
	AGTCCPP	15410.517650	16384.682400	2235257.70	-29827.70	0.00	-29827.70
BGTPP	70969.184317	70792.110550	-861131.80	-440394.90	-97627.63	-538022.53	
PALATANA	89037.189236	88926.368281	-157223.20	-135163.80	-13487.09	-148650.89	
KAMENG_INF	0.000000	0.000000	0.00				

**LEGEND:** *Energy:(+ve) means injection, (-ve) means drawal*  
*Deviation Charge: (+ve) means receivable, (-ve) mean payable*

(+) means under drawal/ over injection  
(-) means vice-versa

  
 (স্বাক্ষরিত/স্বাক্ষরিত)  
 Director  
 NERPC  
 Director/In-charge of Power  
 Shillong/Sillong

**NORTH EASTERN REGIONAL POWER COMMITTEE**

**ABT based Deviation Charge Account  
For the period 17.10.2022 TO 23.10.2022  
AS PER 5TH AMENDMENT OF DSM, 2019 W.E.F. 03/06/2019**


Page 1 of 4

UTILITIES AND DEVIATION CHARGES PAYABLE BY THEM	SCHEDULE (MWH)	ACTUAL (MWH)	DEVIATION (MWH)	DEVIATION CHARGE		ADDITIONAL DEVIATION CHARGE DUE TO BLOCKWISE VIOLATION OF VOLUME LIMIT	ZERO CROSSING VIOLATION COUNT	ADDITIONAL DEVIATION CHARGE DUE TO VIOLATION OF SIGN CHANGE	FINAL DEVIATION CHARGE	
				RECEIVABLE	PAYABLE				RECEIVABLE	PAYABLE
<b>BENEFICIARIES OF NORTH EASTERN REGION</b>										
ARUNACHAL PRADESH	15,701.766197	16,238.536080	536.769883		16,12,823	1,68,092	4	44,579		18,25,494
ASSAM	1,87,048.825912	1,87,174.194606	125.368694		7,47,487	3,77,723	17	3,22,233		14,47,443
MANIPUR	17,897.974996	18,330.031852	432.056856		17,37,144	84,347	1	15,329		18,36,819
MEGHALAYA	22,965.211218	24,496.085965	1,530.874747		56,06,338	2,33,842	1	823		58,41,002
MIZORAM	4,524.375888	3,663.074400	-861.301488	26,56,025		1,35,563		0	25,20,462	
NAGALAND	13,285.297346	13,201.292400	-84.004946	3,50,427		2,682		0	3,47,746	
TRIPURA	33,845.313508	34,397.853150	552.539642		23,03,110	3,31,011		0		26,34,121
BNC	196.810792	166.989000	-29.821792	1,15,247		378		0	1,14,870	
<b>CERC REGULATED GENERATORS (CGS/ISGS)</b>										
AGBPP	26,152.129401	28,165.328000	2,013.198599	54,94,462		30,080	2	63,196	54,01,186	
AGTCCPP	15,443.721846	16,380.736800	937.014954	24,18,695		24,070		0	23,94,625	
BGTPP	77,948.420519	77,962.516356	14.095837	1,85,897		1,05,658	2	21,680	58,559	
PALATANA	98,607.308967	98,750.583857	143.274890	5,27,774		0		0	5,27,774	
DOYANG	2,801.350000	2,923.668000	122.318000	3,17,870		589		0	3,17,281	
KHANDONG	0.000000	0.000000	0.000000	0		0		0		0
KOPILI	0.000000	0.000000	0.000000	0		0		0		0
KOPILI-2	0.000000	0.000000	0.000000	0		0		0		0
LOKTAK	8,877.740000	8,978.419200	100.679200	2,89,642		0		0	2,89,642	
PARE	11,652.495000	11,792.476800	139.981800	5,02,377		1,039		0	5,01,338	
RANGANADI	22,017.497500	22,119.911456	102.413956	3,82,861		6,689		0	3,76,172	
KAMENG	58,480.930131	58,577.236358	96.306227	1,28,355		3,43,730	1	13,052		2,28,428
<b>INTER- REGIONAL</b>										
ER	-42,627.679639	95,094.967851	1,37,722.647490	50,31,62,900					50,31,62,900	
NR	0.000000	-1,15,260.509166	-1,15,260.509166		41,68,83,276					41,68,83,276
<b>INFIRM GENERATORS</b>										
KAMENG INF	0.000000	0.000000	0.000000		0					0
<b>TOTAL</b>	<b>5,74,819.489582</b>	<b>6,03,153.392965</b>	<b>28,333.903383</b>	<b>516532531.8</b>	<b>428890175.8</b>	<b>1845492.3</b>	<b>28</b>	<b>480892.203</b>	<b>516012553.3</b>	<b>430696581.8</b>

In Daily data report : +ve figures indicate charges receivable and -ve figures indicate charges payable. All deviation charges in Rs.


**Notes :**

- For computing Deviation accounts for the week, Korba Meter (NP2657A) has been used as master frequency meter
- Metering point for ER power:
  - Rangia for 132kV Motonga(Deothang)-Rangia feeder.
  - Salakati for 132kV Gelephug-Salakati feeder.
  - Salakati for 220kV Alipurduar-Salakati feeder I & II.
  - Bongaigaon for 400kV New Siliguri-Bongaigaon feeders I&II.
  - Bongaigaon for 400kV Alipurduar-Bongaigaon feeders I&II.
- Metering point for NR power: Biswanath-Chariali(BNC) for BiswanathChariali-Agra feeder.
- Schedule (MWH) includes energy scheduled under AGC

  
 (Signature)  
 Director  
 N.E. R.P.C./NERPC  
 Regional Power Committee of India  
 Bongaigaon


**NERPC, SHILLONG**  
**Day-wise schedule, actual and Deviation charge statement**  
**From 17-10-2022 to 23-10-2022**

DATE	BENEFICIARY	SCH. TOTAL IN MWH	ACTUAL DRAWAL/GEN TOTAL IN MWH	DEVIATION CHARGE IN Rs.	ADDITIONAL DEVIATION CHARGE(Volume limit) IN Rs.	ADDITIONAL DEVIATION CHARGE(Sign Change Violation) IN Rs.	Total ADDITIONAL DEVIATION CHARGE IN Rs.
17-10-2022	ARUNACHAL PRADESH	-2141.824130	-2233.612440	-448091.10	-168091.90	-26885.47	-194977.37
	ASSAM	-27522.256828	-27650.406366	-675069.50	-345748.50	-40504.17	-386252.67
	MANIPUR	-2626.154365	-2652.199787	-132459.40	-77115.60	0.00	-77115.60
	MEGHALAYA	-2225.257761	-2591.313300	-1493368.70	-226566.20	0.00	-226566.20
	MIZORAM	-624.330992	-559.220400	78029.00	-115370.00	0.00	-115370.00
	NAGALAND	-1946.052573	-1928.055600	95165.50	-2681.50	0.00	-2681.50
	TRIPURA	-5129.404790	-5490.022800	-1591470.40	-258555.70	0.00	-258555.70
	AGBPP	4180.932400	4440.896000	731406.90	-223.50	0.00	-223.50
	AGTCCPP	2379.445540	2482.593600	274613.50	-1628.10	0.00	-1628.10
	BGTPP	12048.708475	11969.695996	-179869.60	-76618.70	0.00	-76618.70
	BNC	-28.151016	-25.174800	11333.30	0.00	0.00	0.00
	PALATANA	13815.907938	13874.002038	180966.20	0.00	0.00	0.00
	DOYANG	380.850000	392.558400	37546.40	-589.10	0.00	-589.10
	LOKTAK	1268.255000	1287.763200	57832.30	0.00	0.00	0.00
	PARE	1925.000000	1962.264000	116633.00	-1038.80	0.00	-1038.80
	RANGANADI	3708.000000	3730.433820	70363.50	-981.80	0.00	-981.80
	ER	-8308.914006	11776.965055	79097290.90	0.00	-71187561.81	-71187561.81
	NR	0.000000	-16912.872734	-65970099.70	-60150192.80	-59373089.73	-119523282.53
	KAMENG	9211.018371	9258.618181	156432.20	-265.20	0.00	-265.20
	18-10-2022	ARUNACHAL PRADESH	-2313.204129	-2352.340240	-189004.70	0.00	0.00
ASSAM		-28339.750118	-28464.718426	-515844.90	0.00	-30950.69	-30950.69
MANIPUR		-2580.013368	-2535.146977	85276.20	0.00	0.00	0.00
MEGHALAYA		-3292.251377	-3636.120149	-1150717.10	0.00	0.00	0.00
MIZORAM		-643.882719	-473.924400	569353.70	0.00	0.00	0.00
NAGALAND		-1917.807462	-1822.807200	315690.80	0.00	0.00	0.00
TRIPURA		-5143.809185	-5217.538800	-397202.90	0.00	0.00	0.00
AGBPP		3981.818773	4112.128000	388426.00	0.00	0.00	0.00
AGTCCPP		2419.842465	2480.006400	170966.40	0.00	0.00	0.00
BGTPP		11898.735011	11893.055998	-4678.60	0.00	0.00	0.00
BNC		-28.176315	-24.323400	13016.70	0.00	0.00	0.00
PALATANA		14520.139930	14530.557089	28893.00	0.00	0.00	0.00
DOYANG		380.750000	396.036000	46356.10	0.00	0.00	0.00
LOKTAK		1268.247500	1279.310400	31248.90	0.00	0.00	0.00
PARE		1793.745000	1825.833600	105057.80	0.00	0.00	0.00
RANGANADI		3300.000000	3322.995455	79928.60	0.00	0.00	0.00
ER		-5768.851389	13891.437778	68603746.90	0.00	-61743372.21	-61743372.21
NR		0.000000	-16913.890917	-58507875.70	-52729742.50	-52657088.13	-105386830.63
KAMENG		8822.775869	8898.545451	208616.90	0.00	0.00	0.00
19-10-2022		ARUNACHAL PRADESH	-2408.870193	-2393.442640	100970.10	0.00	0.00
	ASSAM	-27696.820481	-27431.750720	936050.00	0.00	-112326.00	-112326.00
	MANIPUR	-2532.582835	-2651.040870	-461577.80	0.00	0.00	0.00
	MEGHALAYA	-3173.356054	-3325.121887	-649792.50	0.00	0.00	0.00
	MIZORAM	-592.580724	-476.955600	447508.80	0.00	0.00	0.00
	NAGALAND	-1897.424436	-1894.737600	16792.00	0.00	0.00	0.00
	TRIPURA	-4822.483943	-4978.907700	-643441.40	0.00	0.00	0.00
	AGBPP	3865.852000	4129.360000	777403.40	0.00	0.00	0.00
	AGTCCPP	2270.772470	2381.188800	318196.30	0.00	0.00	0.00
	BGTPP	11431.926317	11285.899637	-436074.70	-17348.30	-13082.24	-30430.54
	BNC	-27.629572	-24.014400	15847.40	0.00	0.00	0.00
	PALATANA	14098.015971	14128.768001	93290.70	0.00	0.00	0.00
	DOYANG	380.750000	396.583200	31732.00	0.00	0.00	0.00
	LOKTAK	1268.247500	1274.548800	18565.30	0.00	0.00	0.00
	PARE	1897.502500	1916.784000	76843.40	0.00	0.00	0.00
	RANGANADI	3293.000000	3322.034366	97369.10	0.00	0.00	0.00
	ER	-5751.030119	11480.725163	72826422.70	0.00	-65543780.43	-65543780.43
	NR	0.000000	-14351.709095	-59753347.20	-53030453.10	-53778012.48	-106808465.58
	KAMENG	8448.045867	8321.672726	-435074.60	-163843.10	-13052.24	-176895.34

  
 (Signature)  
 Director  
 NERPC  
 Power Sector/Dept. of Power  
 Water Resources, Shillong  
 India/SHILLONG

**NERPC, SHILLONG**  
**Day-wise schedule, actual and Deviation charge statement**  
**From 17-10-2022 to 23-10-2022**

DATE	BENEFICIARY	SCH. TOTAL IN MWH	ACTUAL DRAWAL/GEN TOTAL IN MWH	DEVIATION CHARGE IN Rs.	ADDITIONAL DEVIATION CHARGE(Volume limit) IN Rs.	ADDITIONAL DEVIATION CHARGE(Sign Change Violation) IN Rs.	Total ADDITIONAL DEVIATION CHARGE IN Rs.
<b>20-10-2022</b>	ARUNACHAL PRADESH	-2245.327484	-2316.486440	-139257.10	0.00	-4177.71	-4177.71
	ASSAM	-26822.731634	-26943.215677	-89236.60	-20462.90	-2677.10	-23140.00
	MANIPUR	-2561.265615	-2625.213274	-268681.50	0.00	0.00	0.00
	MEGHALAYA	-3310.309089	-3310.758907	-647396.10	0.00	0.00	0.00
	MIZORAM	-649.732304	-503.612400	486764.70	0.00	0.00	0.00
	NAGALAND	-1872.511151	-1883.644800	-33737.40	0.00	0.00	0.00
	TRIPURA	-4816.568471	-5002.568500	-524527.90	-53171.60	0.00	-53171.60
	AGBPP	3363.192263	3779.664000	1068968.70	0.00	-32069.06	-32069.06
	AGTCCPP	2247.016330	2379.165600	310069.90	0.00	0.00	0.00
	BGTPP	11341.986457	11260.509092	-113375.50	-1286.30	0.00	-1286.30
	BNC	-28.224680	-23.795400	16962.50	0.00	0.00	0.00
	PALATANA	14011.343046	14025.683202	56174.90	0.00	0.00	0.00
	DOYANG	414.750000	433.706400	49972.90	0.00	0.00	0.00
	LOKTAK	1268.247500	1287.700800	58061.30	0.00	0.00	0.00
	PARE	1581.252500	1591.929600	46708.90	0.00	0.00	0.00
	RANGANADI	3238.000000	3244.508541	41583.60	0.00	0.00	0.00
	ER	-5668.909422	14483.050143	66812493.30	0.00	-60131243.97	-60131243.97
	NR	0.000000	-16887.418202	-56334650.50	-50757835.90	-50701185.45	-101459021.35
	KAMENG	8472.881692	8320.072725	-466356.20	-155160.50	0.00	-155160.50
	<b>21-10-2022</b>	ARUNACHAL PRADESH	-2295.493545	-2346.651240	23283.40	0.00	0.00
ASSAM		-26210.532097	-26079.394597	568389.70	-11511.60	-34103.38	-45614.98
MANIPUR		-2519.534625	-2667.115132	-510950.90	0.00	-15328.53	-15328.53
MEGHALAYA		-3269.030708	-3445.264077	-599131.60	0.00	0.00	0.00
MIZORAM		-671.214378	-564.423600	253012.60	-18045.60	0.00	-18045.60
NAGALAND		-1875.001065	-1883.313600	18075.40	0.00	0.00	0.00
TRIPURA		-4498.012521	-4307.885400	762036.10	-19283.90	0.00	-19283.90
AGBPP		3362.729475	3766.016000	1037577.40	-22707.30	-31127.32	-53834.62
AGTCCPP		1981.118490	2167.442400	439860.90	-14823.00	0.00	-14823.00
BGTPP		10913.680114	11052.797090	286602.80	-10405.00	-8598.08	-19003.08
BNC		-28.289633	-23.293800	20354.50	-205.20	0.00	-205.20
PALATANA		13961.418251	13975.596801	59905.50	0.00	0.00	0.00
DOYANG		414.750000	440.856000	54351.70	0.00	0.00	0.00
LOKTAK		1268.247500	1286.942400	54273.30	0.00	0.00	0.00
PARE		1650.002500	1663.622400	74523.70	0.00	0.00	0.00
RANGANADI		3100.500000	3097.474366	9280.10	-537.30	0.00	-537.30
ER		-5796.271918	12843.532623	65938743.70	-1122987.30	-59344869.33	-60467856.63
NR		0.000000	-15978.618190	-55647747.80	-49818834.00	-50082973.02	-99901807.02
KAMENG		8035.941696	8099.199998	180461.80	-24230.80	0.00	-24230.80
<b>22-10-2022</b>		ARUNACHAL PRADESH	-2153.848571	-2270.587040	-450531.40	0.00	-13515.94
	ASSAM	-25955.963070	-26156.530782	-722753.60	0.00	-86730.43	-86730.43
	MANIPUR	-2506.542925	-2621.667049	-459439.00	-7231.00	0.00	-7231.00
	MEGHALAYA	-3571.192092	-3835.866332	-1038513.80	0.00	0.00	0.00
	MIZORAM	-685.903909	-621.426000	226741.00	-2146.90	0.00	-2146.90
	NAGALAND	-1882.940870	-1909.159200	-111458.20	0.00	0.00	0.00
	TRIPURA	-4708.008373	-4729.812600	-10443.10	0.00	0.00	0.00
	AGBPP	3745.751050	4011.184000	724654.30	-7149.00	0.00	-7149.00
	AGTCCPP	2068.293510	2247.415200	476824.30	-7619.10	0.00	-7619.10
	BGTPP	10434.113755	10527.415269	344687.10	0.00	0.00	0.00
	BNC	-28.150604	-23.268000	20150.00	-172.50	0.00	-172.50
	PALATANA	14108.551514	14096.944871	16045.30	0.00	0.00	0.00
	DOYANG	414.750000	433.296000	48586.40	0.00	0.00	0.00
	LOKTAK	1268.247500	1283.198400	39020.00	0.00	0.00	0.00
	PARE	1374.995000	1383.676800	42940.40	0.00	0.00	0.00
	RANGANADI	2690.000000	2707.128905	49324.60	0.00	0.00	0.00
	ER	-5842.022972	15065.042435	78541990.90	-798761.30	-70687791.81	-71486553.11
	NR	0.000000	-16339.200023	-60700023.30	-54414413.50	-54630020.97	-109044434.47
	KAMENG	7744.208361	7829.672730	221295.30	-230.70	0.00	-230.70

  
 Director  
 NERPC  
 Power  
 Shillong

