



Government of India  
Ministry of Power  
North Eastern Regional Power Committee  
Lapalang, Shillong 793006

No. NERPC/Dev/2023/3210-3248

Dt: 8<sup>th</sup> August, 2023

सेवा में / To,  
संलग्न सूची के अनुसार  
As per list enclosed.

**Sub: Provisional DSM under ABT regime for the period from 24.07.23 to 30.07.23 - reg.**

सर/मैडम,  
Sir/Madam,

The Provisional statements giving details of Deviation charges account with payable / receivable particulars, for the period 24.07.23 to 30.07.23 is enclosed. Deviation charges have been calculated as per following CERC Notification and subsequent amendment orders:

- (i) Notification no. L-1/260/2021/CERC dated 14th March 2022 w.e.f. 05.12.2022
- (ii) Suo-moto order dated 26<sup>th</sup> Dec'2022 w.e.f. 28<sup>th</sup> Dec'2022
- (iii) Suo-moto order dated 6<sup>th</sup> Feb'2023 w.e.f. 8<sup>th</sup> Feb'2023
- (iv) Suo-moto order dated 9<sup>th</sup> Apr'2023 w.e.f. 10<sup>th</sup> Apr'2023

The payment by the constituents for the billed amounts shall be made to the Regulatory Deviation and Ancillary Service Pool Account Fund operated by NERLDC within 7 days of the issue of this Deviation-Account. In case of delayed payments against these bills beyond 7 days, the defaulting constituent shall pay surcharge @0.04% for each day of delay. The details of Deviation Accounts, both the statement as well as the data files, are available on NERPC website <https://www.nerpc.gov.in>.

Enclosed -As above.

भवदीय / Yours faithfully,


(एस. एम. आइमोल/ S. M. Aimol)

निदेशक / Director

अधीक्षण अभियंता/ Superintending Engineer

List of Addressees:

1. CMD, TSECL, Bidyut Bhawan, Agartala – 799 001
2. Director (Distribution), MePDCL, Lumjingshai, S.R. Road, Shillong – 793 001
3. Engineer-in-Chief (P&E), P&E Dept., Govt. of Mizoram, Aizawl – 796 001
4. Chief General Manager (Comml), APDCL, Bijulee Bhawan, Paltan Bazar, Guwahati – 781 001
5. Chief Engineer (Comm), Dept. of Power, Govt. of Arunachal Pradesh, Itanagar – 791 111
6. Managing Director, MSPDCL, Keishampat, Imphal-795 001.
7. E-in-C, Dept. of Power, Govt. of Nagaland, Kohima – 797 001
8. Chief Engineer, Loktak HE Project, Vidyut Vihar, Komkeirap, Manipur – 795 124
9. Executive Director (Comml.), NEEPCO Ltd., Lower New Colony, Shillong – 793 003
10. Executive Director, NERTS, POWERGRID, Lapalang, Shillong – 793 006
11. Managing Director, OTPC, Core 4 & Central, 10th Floor, SCOPE Minar, Laxmi Nagar, Delhi – 110092
12. GM (Comml.), NTPC, 3<sup>rd</sup> Floor OLIC building, Plot No.N.17/2, Nayapalli, Bhubaneswar-12
13. CE (G. M.), CEA, SewaBhawan, R.K.Puram, New Delhi – 110 066.
14. G. M., NERLDC, Lower Nongrah, Dongtiah, Lapalang, Shillong - 6.
15. C.G.M (SLDC ) AEGCL, Kahelipara, Guwahati.
16. Gen. Manager (Comml.), NHPC Ltd., NHPC Office complex, Sector –33, Faridabad-121003.
17. G.M (Commercial) APDCL, Bijulee Bhawan, Paltan Bazar, Guwahati - 781 001.
18. General Manager, Ranganadi HEP, NEEPCO, Yazlee, Ar. Pradesh
19. Project Manager, Doyang HEP, NEEPCO, Nagaland
20. Project Manager, AGBPP, NEEPCO Ltd., No. –III, Vill. Bokuloni, Dibrugarh, Assam.
21. Project Manager, AGTPP, NEEPCO Ltd., Ramchandranagar, Agartala, Tripura West- 799008.
22. Dy. G. M (Elect.), Kopili HEP, NEEPCO Ltd., Umrangso, N.C. Hills, Assam.
23. Supdt. Engr. (System Management) MeECL, Lumjingshai, Short Round Road, Shillong.
24. Supdt. Engr. (Commercial) Deptt. of Electricity, Govt.of Manipur, Keisampet, Imphal. 795001
25. Executive Engineer, MSLDC, P & E Dept., Chaltlang, Aizawl- 796012.
26. Supdt. Engr. Dimapur Sub-station Deptt. of Power, Govt.of Nagaland, Dimapur.
27. Dy. G. M. (Commercial) NERTS, Lower Nongrah, Dongtiah, Lapalang, Shillong - 6.
28. Dy. General Manager (ER), POWERGRID, Boring Road, Alankar Place, Patna - 800 001
29. DGM (Comml), OTPC, Core 4 & Central, 10th Floor, SCOPE Minar, Laxmi Nagar, Delhi – 110092
30. DGM (Comml.), NTPC, 3<sup>rd</sup> Floor OLIC building, Plot No.N.17/2, Nayapalli, Bhubaneswar-12
31. AGM (Comml.), NTPC, Bongaigaon Thermal Power Project, P.O Salakati, Kokrajhar-783369
32. Addl. General Manager,Comml & Sys.Opn., TSECL,Banamalipur,Agartala.-799001.
33. Ex. Engr., SLDC, Deptt. of Power, Itanagar, Ar. Pradesh – 791 111
34. CEO, NVVN Ltd., 7<sup>th</sup> Floor, Scope Complex, Lodhi Road, N.Delhi- 110 003
35. Power Trading Corpn. of India Ltd., 2<sup>nd</sup> Floor, NBCC Tower, 15-Bhikaji Cama Place, New Delhi – 66.
36. Member Secretary, NRPC,18-A, Shaheed Jeet Singh Marg, Katwaria Sarai, NewDelhi-110016.
37. Member Secretary, ERPC,14, Golf Club Road, Kolkata- 700 033.
38. Member Secretary, WRPC, Plot No F-3, MIDC Area, Opp Seepz, Marol, Andheri (E), Mumbai-400 093.
39. Member Secretary, SRPC, 29, Race Course Road, Bangalore- 560009.



(एस. एम. आइमोल/ S. M. Aimol)

निदेशक / Director

अधीक्षणअभियंता/ Superintending Engineer


**NORTH EASTERN REGIONAL POWER COMMITTEE**

**ABT based Deviation Charge Account  
For the period 24.07.2023 TO 30.07.2023**

Page 1 of 4

CONSTITUENTS	SCHEDULE (MWH)	ACTUAL (MWH)	DEVIATION (MWH)	Receivable from the Deviation and Ancillary Service Pool Account(Rs) (A)	Payable to the Deviation and Ancillary Service Pool Account(Rs) (B)
<b>BENEFICIARIES OF NORTH EASTERN REGION</b>					
ARUNACHAL PRADESH	16,705.35	16,368.28	-337.06	242,649	0
ASSAM	252,921.92	256,128.80	3,206.88	0	14,289,012
MANIPUR	19,186.61	19,028.96	-157.65	49,848	0
MEGHALAYA	7,627.89	6,720.71	-907.18	1,515,211	0
MIZORAM	10,980.09	9,778.55	-1,201.53	3,918,369	0
NAGALAND	18,236.05	17,269.53	-966.52	3,179,497	0
TRIPURA	39,609.48	40,455.21	845.73	0	3,961,072
BNC	194.84	167.40	-27.43	53,426	0
<b>CERC REGULATED GENERATORS (CGS/ISGS)</b>					
AGBPP	28,301.98	31,052.02	2,750.03	8,488,192	0
AGTCCPP	11,631.44	12,164.66	533.22	1,611,565	0
BGTTP	80,769.80	80,175.07	-594.73	0	2,102,856
PALATANA	89,854.65	89,563.50	-291.15	0	958,304
DOYANG	10,290.58	10,291.69	1.12	43,049	0
KHANDONG	0.00	0.00	0.00	0	0
KOPILI	0.00	0.00	0.00	0	0
KOPILI-2	4,149.60	4,143.61	-5.99	12,030	0
LOKTAK	2,311.54	2,306.04	-5.49	0	38,935
PARE	15,487.91	15,426.91	-61.00	0	449,025
RANGANADI	47,185.45	47,600.66	415.21	607,045	0
KAMENG	100,337.36	101,115.78	778.42	3,136,712	0
<b>INTER- REGIONAL</b>					
ER	-22,392.56	67,424.74	89,817.30	397,486,333	0
NR	0.00	-84,901.67	-84,901.67	0	377,073,510
<b>TOTAL</b>				<b>420343925</b>	<b>398872715</b>


Pool Balance (B - A) :	-21471211
LEGEND :	In pool balance positive(+ve) means surplus in pool and negative(-ve) means deficit in pool

  
 (एस.एम. आइमल/S.M. Aimal)  
 निदेशक/Director  
 उ.पु.वि.नि./NERPC  
 विद्युत विभाग/Min. of Power  
 भारत सरकार/Govt. of India  
 शिलांग/Shillong

**NERPC, SHILLONG**  
Day-wise schedule, actual and Deviation charge statement  
From 24/07/2023 to 30/07/2023

Page 2 of 4


Date	Constituents	Total Schedule (MWH)	Total Actual (MWH)	Deviation (MWH)	Receivable from the Deviation and Ancillary Service Pool Account(Rs)	Payable to the Deviation and Ancillary Service Pool Account(Rs)
24/07/2023	ARUNACHAL PRADESH	2362.52	2251.02	-111.50	855923.48	413608.29
	ASSAM	33805.15	34193.04	387.89	1268277.55	3348422.14
	MANIPUR	2609.89	2602.70	-7.19	292123.49	586692.86
	MEGHALAYA	253.41	150.69	-102.72	546576.98	597647.76
	MIZORAM	1546.68	1392.46	-154.22	740302.74	71373.35
	NAGALAND	2623.78	2470.14	-153.64	639619.27	5870.79
	TRIPURA	5961.02	6410.20	449.18	13299.86	2163968.67
	AGBPP	4070.84	4403.11	332.28	1297934.32	497564.49
	AGTCCPP	1643.32	1750.91	107.59	375644.68	66477.01
	BGTPP	11587.76	11528.83	-58.93	644017.23	806743.14
	BNC	26.77	25.02	-1.75	15211.92	12111.58
	PALATANA	12613.45	12679.29	65.84	123664.42	1748.64
	DOYANG	1442.83	1451.22	8.39	27490.94	34.51
	KHANDONG	0.00	0.00	0.00	0.00	0.00
	KOPILI	0.00	0.00	0.00	0.00	0.00
	KOPILI-2	592.80	586.25	-6.55	2149.45	10653.17
	LOKTAK	421.51	433.40	11.90	8821.20	3148.57
	PARE	1858.75	1805.30	-53.44	68202.27	233820.85
	RANGANADI	4073.00	4104.66	31.66	62748.44	19474.09
	KAMENG	14399.76	14519.64	119.88	742874.69	0.00
	ER	-2886.15	9745.85	12632.00	64244129.82	0.00
	NR	0.00	-12126.69	-12126.69	0.00	62052764.28
	25/07/2023	ARUNACHAL PRADESH	2232.73	2410.35	177.62	178174.28
ASSAM		36293.68	37093.27	799.60	849651.32	5366269.03
MANIPUR		2768.95	2757.46	-11.49	337408.94	223682.43
MEGHALAYA		528.57	400.36	-128.21	523815.93	473432.20
MIZORAM		1548.82	1381.26	-167.55	812775.27	71942.55
NAGALAND		2577.40	2483.25	-94.15	462558.71	62662.82
TRIPURA		5506.77	5550.76	44.00	845512.42	1235116.95
AGBPP		4261.24	4565.82	304.59	1265442.25	100568.25
AGTCCPP		1753.72	1769.27	15.55	284602.55	238752.28
BGTPP		13599.55	13401.56	-197.99	306993.80	979367.53
BNC		27.49	24.02	-3.47	21750.44	11793.05
PALATANA		12697.74	12749.81	52.07	117059.78	11429.55
DOYANG		1468.05	1473.77	5.72	21961.38	3224.33
KHANDONG		0.00	0.00	0.00	0.00	0.00
KOPILI		0.00	0.00	0.00	0.00	0.00
KOPILI-2		592.80	586.34	-6.46	1208.61	11170.87
LOKTAK		315.01	317.64	2.63	4234.42	1364.13
PARE		1220.31	1215.49	-4.82	86224.34	297186.45
RANGANADI		4376.65	4417.04	40.39	60237.48	15587.90
KAMENG		14399.76	14503.78	104.03	503612.94	0.00
ER		-2778.19	10719.86	13498.06	69433330.89	0.00
NR		0.00	-12128.29	-12128.29	0.00	64936201.02
26/07/2023		ARUNACHAL PRADESH	2444.71	2528.50	83.78	204160.44
	ASSAM	37360.39	37754.22	393.83	475143.44	3137754.34
	MANIPUR	2743.18	2752.86	9.68	229447.58	268198.09
	MEGHALAYA	1141.99	996.03	-145.95	509622.47	151192.76
	MIZORAM	1573.10	1321.00	-252.10	704404.78	34843.45
	NAGALAND	2561.58	2418.00	-143.58	511142.16	26880.28
	TRIPURA	5887.99	5835.98	-52.01	737662.66	563322.08
	AGBPP	4147.27	4566.62	419.36	1324599.85	15976.29
	AGTCCPP	1807.41	1918.33	110.92	323990.42	211255.54
	BGTPP	11893.81	11685.75	-208.07	209724.85	858755.75
	BNC	28.28	24.17	-4.10	19509.32	10870.30
	PALATANA	12662.74	12730.72	67.97	124080.44	10184.52
	DOYANG	1476.00	1483.95	7.95	23057.80	727.35
	KHANDONG	0.00	0.00	0.00	0.00	0.00
	KOPILI	0.00	0.00	0.00	0.00	0.00
	KOPILI-2	592.80	589.74	-3.06	4669.98	5348.92
	LOKTAK	315.01	318.21	3.20	4808.35	2327.58
	PARE	1961.75	1979.28	17.53	17229.19	2681.72
	RANGANADI	6228.20	6302.21	74.01	114933.05	13273.42
	KAMENG	14399.78	14506.91	107.13	521252.82	5091.20
	ER	-2097.25	11123.67	13220.93	67589879.01	0.00
	NR	0.00	-12127.42	-12127.42	0.00	63701816.24

  
 (ए.एम.आइमो/ J. M. Aimo)  
 निदेशक/Director  
 उ.पु.से.वि.श./NERPC  
 विद्युत मंत्रालय/Min. of Power  
 भारत सरकार/Govt. of India  
 शिल्लॉंग/Shillong

**NERPC, SHILLONG**  
**Day-wise schedule, actual and Deviation charge statement**  
**From 24/07/2023 to 30/07/2023**

Page 3 of 4

Date	Constituents	Total Schedule (MWH)	Total Actual (MWH)	Deviation (MWH)	Receivable from the Deviation and Ancillary Service Pool Account(Rs)	Payable to the Deviation and Ancillary Service Pool Account(Rs)
27/07/2023	ARUNACHAL PRADESH	2318.20	2260.96	-57.24	740687.60	398571.50
	ASSAM	37327.60	37807.11	479.52	433378.55	2557523.31
	MANIPUR	2694.55	2645.57	-48.97	278215.15	191943.02
	MEGHALAYA	1143.09	1014.38	-128.71	374837.93	271769.28
	MIZORAM	1532.97	1386.98	-145.99	479392.19	32179.13
	NAGALAND	2666.56	2594.34	-72.22	344730.09	55885.64
	TRIPURA	5600.56	5704.16	103.60	445478.37	1132054.06
	AGBPP	4067.97	4482.06	414.09	1329227.32	121609.78
	AGTCCPP	1659.22	1761.87	102.65	368952.94	16236.64
	BGTPP	10941.29	10761.80	-179.49	244805.79	859594.58
	BNC	28.04	23.35	-4.70	19707.72	9846.71
	PALATANA	12784.92	12833.48	48.57	101994.80	17707.01
	DOYANG	1481.40	1488.75	7.35	24030.60	1131.73
	KHANDONG	0.00	0.00	0.00	0.00	0.00
	KOPILI	0.00	0.00	0.00	0.00	0.00
	KOPILI-2	592.80	597.75	4.95	10201.26	1328.65
	LOKTAK	315.01	317.67	2.67	5939.84	1936.05
	PARE	2236.02	2244.69	8.67	34803.18	37521.24
	RANGANADI	5587.50	5648.27	60.77	87075.73	3652.28
	KAMENG	14399.76	14507.13	107.37	432460.75	0.00
ER	-970.41	12361.87	13332.27	62713146.66	0.00	
NR	0.00	-12129.75	-12129.75	0.00	56354631.61	
28/07/2023	ARUNACHAL PRADESH	2362.53	2184.38	-178.15	621711.49	226616.38
	ASSAM	36397.71	36693.44	295.73	1033668.72	1709977.05
	MANIPUR	2619.58	2745.66	126.09	111017.32	507161.92
	MEGHALAYA	1101.08	896.99	-204.09	485377.25	121751.42
	MIZORAM	1531.75	1344.44	-187.31	582862.16	41804.42
	NAGALAND	2599.90	2476.50	-123.40	431191.78	26470.53
	TRIPURA	5475.50	5672.02	196.52	258094.20	1296691.10
	AGBPP	3832.50	4276.00	443.50	1520433.51	0.00
	AGTCCPP	1592.96	1694.64	101.69	403349.35	13817.99
	BGTPP	10072.22	10301.59	229.36	860391.78	95528.42
	BNC	28.16	23.05	-5.11	16286.62	8022.46
	PALATANA	11488.34	10868.16	-620.18	104248.67	1648831.36
	DOYANG	1483.20	1486.21	3.01	13589.96	2901.11
	KHANDONG	0.00	0.00	0.00	0.00	0.00
	KOPILI	0.00	0.00	0.00	0.00	0.00
	KOPILI-2	592.80	599.02	6.22	11918.93	1228.74
	LOKTAK	315.01	314.86	-0.14	6090.88	7561.18
	PARE	2832.00	2834.51	2.51	9051.51	2742.13
	RANGANADI	7666.00	7765.66	99.66	151985.46	7767.74
	KAMENG	14399.76	14514.47	114.71	385833.09	0.00
ER	-2429.91	11057.86	13487.77	51700688.65	0.00	
NR	0.00	-12129.02	-12129.02	0.00	45814258.99	
29/07/2023	ARUNACHAL PRADESH	2614.29	2284.94	-329.35	915738.38	61736.67
	ASSAM	36243.42	36412.82	169.40	851042.59	1360641.87
	MANIPUR	2889.72	2766.83	-122.89	355297.86	102024.21
	MEGHALAYA	1679.89	1570.33	-109.57	517453.13	264958.34
	MIZORAM	1643.91	1501.78	-142.13	455762.80	54799.18
	NAGALAND	2695.84	2566.26	-129.58	401139.58	27446.41
	TRIPURA	5615.70	5708.69	92.99	407794.89	547250.40
	AGBPP	3780.10	4258.42	478.32	1466726.04	0.00
	AGTCCPP	1515.91	1601.75	85.84	302951.96	34468.53
	BGTPP	10466.93	10336.29	-130.63	91798.56	534082.38
	BNC	27.99	22.47	-5.52	16104.85	7175.28
	PALATANA	13952.09	14000.22	48.13	87779.68	3473.12
	DOYANG	1476.20	1446.29	-29.91	5021.09	60997.93
	KHANDONG	0.00	0.00	0.00	0.00	0.00
	KOPILI	0.00	0.00	0.00	0.00	0.00
	KOPILI-2	592.80	594.30	1.50	13226.28	5204.98
	LOKTAK	315.01	319.16	4.15	8724.61	1785.05
	PARE	2832.00	2795.16	-36.84	11335.97	110389.55
	RANGANADI	9631.30	9712.64	81.34	108075.67	216.70
	KAMENG	14388.76	14510.62	121.86	380036.34	0.00
ER	-4178.87	6984.51	11163.38	39167002.82	0.00	
NR	0.00	-12129.60	-12129.60	0.00	41941460.36	

  
 (S.M. Almol) /S.M. Almol)  
 Director/Director  
 Director/NERPC  
 Director/Min. of Power  
 Govt. of India  
 Shillong/Shillong


**NERPC, SHILLONG**  
Day-wise schedule, actual and Deviation charge statement  
From 24/07/2023 to 30/07/2023

Page 4 of 4

Date	Constituents	Total Schedule (MWH)	Total Actual (MWH)	Deviation (MWH)	Receivable from the Deviation and Ancillary Service Pool Account(Rs)	Payable to the Deviation and Ancillary Service Pool Account(Rs)
30/07/2023	ARUNACHAL PRADESH	2370.36	2448.13	77.77	228204.58	455407.44
	ASSAM	35493.98	36174.90	680.92	1082028.48	2801615.37
	MANIPUR	2860.75	2757.87	-102.88	486408.55	160368.30
	MEGHALAYA	1779.87	1691.94	-87.93	544522.58	106243.73
	MIZORAM	1602.86	1450.62	-152.24	505952.89	56142.13
	NAGALAND	2510.99	2261.04	-249.95	610559.54	16227.69
	TRIPURA	5561.95	5573.39	11.44	635886.19	366396.99
	AGBPP	4142.07	4499.98	357.91	1048183.78	28636.79
	AGTCCPP	1658.89	1667.89	9.00	142295.19	199344.61
	BGTTP	12208.25	12159.25	-48.99	202208.87	528725.28
	BNC	28.11	25.33	-2.78	13005.04	8330.52
	PALATANA	13655.38	13701.82	46.44	76821.49	579.30
	DOYANG	1462.90	1461.51	-1.39	7731.46	10817.41
	KHANDONG	0.00	0.00	0.00	0.00	0.00
	KOPILI	0.00	0.00	0.00	0.00	0.00
	KOPILI-2	592.80	590.20	-2.60	10839.20	7248.17
	LOKTAK	315.01	285.11	-29.90	5877.05	65308.43
	PARE	2547.09	2552.48	5.39	15831.39	7361.19
	RANGANADI	9622.80	9650.18	27.38	135404.17	53442.88
	KAMENG	13949.79	14053.24	103.45	175732.57	0.00
ER	-7051.77	5431.12	12482.89	42638155.28	0.00	
NR	0.00	-12130.91	-12130.91	0.00	42272377.40	

**SUMMARY OF WEEKLY DEVIATION CHARGES**

	Constituents	Total Schedule (MWH)	Total Actual (MWH)	Deviation (MWH)	Receivable from the Deviation and Ancillary Service Pool Account(Rs)	Payable to the Deviation and Ancillary Service Pool Account(Rs)
FOR THE WEEK FROM 24/07/2023 TO 30/07/2023	ARUNACHAL PRADESH	16705.35	16368.28	-337.06	3744600.26	3501951.01
	ASSAM	252921.92	256128.80	3206.88	5993190.64	20282203.10
	MANIPUR	19186.61	19028.96	-157.65	2089918.90	2040070.83
	MEGHALAYA	7627.89	6720.71	-907.18	3502206.26	1986995.51
	MIZORAM	10980.09	9778.55	-1201.53	4281452.83	363084.22
	NAGALAND	18236.05	17269.53	-966.52	3400941.13	221444.17
	TRIPURA	39609.48	40455.21	845.73	3343728.60	7304800.24
	AGBPP	28301.98	31052.02	2750.03	9252547.08	764355.60
	AGTCCPP	11631.44	12164.66	533.22	2201787.09	590222.60
	BGTTP	80769.80	80175.07	-594.73	2559940.89	4662797.08
	BNC	194.84	167.40	-27.43	121575.91	68149.90
	PALATANA	89854.65	89563.50	-291.15	735649.28	1693953.51
	DOYANG	10290.58	10291.69	1.12	122883.24	79834.37
	KHANDONG	0.00	0.00	0.00	0.00	0.00
	KOPILI	0.00	0.00	0.00	0.00	0.00
	KOPILI-2	4149.60	4143.61	-5.99	54213.71	42183.49
	LOKTAK	2311.54	2306.04	-5.50	44496.35	83430.99
	PARE	15487.91	15426.91	-61.00	242677.85	691703.14
	RANGANADI	47185.45	47600.66	415.21	720460.01	113415.02
	KAMENG	100337.36	101115.78	778.42	3141803.20	5091.20
ER	-22392.56	67424.74	89817.30	397486333.12	0.00	
NR	0.00	-84901.67	-84901.67	0.00	377073509.90	

  
 (S.M. Aimal/S.M. Aimal)  
 निदेशक/Director  
 उ.पु. वि. वि. न. न. न. न. NERPC  
 विद्युत मंत्रालय/Min. of Power  
 भारत सरकार/Govt. of India  
 शिल्लोण/Shillong