



Government of India
Ministry of Power
North Eastern Regional Power Committee
Lapalang, Shillong 793006

No. NERPC/Dev/2022/3647-3685

Dt: August 29, 2022

सेवा में / To,

संलग्न सूची के अनुसार
As per list enclosed.

Sub: Provisional DSM under ABT regime for the period from 15.08.22 to 21.08.22- reg.

सर/मैडम,
Sir/Madam,

The provisional statements giving details of Deviation charges account with payable / receivable particulars, for the period 15.08.22 to 21.08.22 is enclosed. Deviation charges have been calculated as per CERC Notification no. L-1/132/2013/CERC dated 6th January 2014 and its subsequent amendments. The payment by the constituents for the billed amounts shall be made to the Regulatory Deviation Pool Account Fund operated by NERLDC within 10 days of the issue of this Deviation-Account. In case of delayed payments against these bills beyond 12 days, the defaulting constituent shall pay simple interest @0.04% for each day of delay. The details of Deviation Accounts, both the statement as well as the data files, are available on NERPC website www.nerpc.gov.in.

Enclosed -As above.

भवदीय / Yours faithfully,

(एस. एम. आइमोल/ S. M. Aimol)
निदेशक / Director
अधीक्षण अभियंता/ Superintending Engineer
वाणिज्य / Commercial

List of Addressees:

1. CMD, TSECL, Bidyut Bhawan, Agartala – 799 001
2. Director (Distribution), MePDCL, Lumjingshai, S.R. Road, Shillong – 793 001
3. Engineer-in-Chief (P&E), P&E Dept., Govt. of Mizoram, Aizawl – 796 001
4. Chief General Manager (Comml), APDCL, Bijulee Bhawan, Paltan Bazar, Guwahati – 781 001
5. Chief Engineer (Comm), Dept. of Power, Govt. of Arunachal Pradesh, Itanagar – 791 111
6. Managing Director, MSPDCL, Keishampat, Imphal-795 001.
7. E-in-C, Dept. of Power, Govt. of Nagaland, Kohima – 797 001
8. Chief Engineer, Loktak HE Project, Vidyut Vihar, Komkeirap, Manipur – 795 124
9. Executive Director (Comml.), NEEPCO Ltd., Lower New Colony, Shillong – 793 003
10. Executive Director, NERTS, POWERGRID, Lapalang, Shillong – 793 006
11. Managing Director, OTPC, Core 4 & Central, 10th Floor, SCOPE Minar, Laxmi Nagar, Delhi – 110092
12. GM (Comml.), NTPC, 3rd Floor OLIC building, Plot No.N.17/2, Nayapalli, Bhubaneshwar-12
13. CE (G. M.), CEA, SewaBhawan, R.K.Puram, New Delhi – 110 066.
14. G. M., NERLDC, Lower Nongrah, Dongtiah, Lapalang, Shillong - 6.
15. C.G.M (SLDC) AEGCL, Kahelipara, Guwahati.
16. Gen. Manager (Comml.), NHPC Ltd., NHPC Office complex, Sector –33, Faridabad-121003.
17. G.M (Commercial) APDCL, Bijulee Bhawan, Paltan Bazar, Guwahati - 781 001.
18. General Manager, Ranganadi HEP, NEEPCO, Yazlee, Ar. Pradesh
19. Project Manager, Doyang HEP, NEEPCO, Nagaland
20. Project Manager, AGBPP, NEEPCO Ltd., No. –III, Vill. Bokuloni, Dibrugarh, Assam.
21. Project Manager, AGTPP, NEEPCO Ltd., Ramchandranagar, Agartala, Tripura West- 799008.
22. Dy. G. M (Elect.), Kopili HEP, NEEPCO Ltd., Umrangso, N.C. Hills, Assam.
23. Supdt. Engr. (System Management) MeECL, Lumjingshai, Short Round Road, Shillong.
24. Supdt. Engr. (Commercial) Deptt. of Electricity, Govt.of Manipur, Keisampet, Imphal. 795001
25. Executive Engineer, MSLDC, P & E Dept., Chaltlang, Aizawl- 796012.
26. Supdt. Engr. Dimapur Sub-station Deptt. of Power, Govt.of Nagaland, Dimapur.
27. Dy. G. M. (Commercial) NERTS, Lower Nongrah, Dongtiah, Lapalang, Shillong - 6.
28. Dy. General Manager (ER), POWERGRID, Boring Road, Alankar Place, Patna - 800 001
29. DGM (Comml), OTPC, Core 4 & Central, 10th Floor, SCOPE Minar, Laxmi Nagar, Delhi – 110092
30. DGM (Comml.), NTPC, 3rd Floor OLIC building, Plot No.N.17/2, Nayapalli, Bhubaneshwar-12
31. AGM (Comml.), NTPC, Bongaigaon Thermal Power Project, P.O Salakati, Kokrajhar-783369
32. Addl. General Manager,Comml & Sys.Opn., TSECL,Banamalipur,Agartala.-799001.
33. Ex. Engr., SLDC, Deptt. of Power, Itanagar, Ar. Pradesh – 791 111
34. CEO, NVVNLtd., 7th Floor, Scope Complex, Lodhi Road, N.Delhi- 110 003
35. Power Trading Corpn. of India Ltd., 2nd Floor, NBCC Tower, 15-Bhikaji Cama Place, New Delhi – 66.
36. Member Secretary, NRPC,18-A,Shaheed Jeet Singh Marg,Katwaria Sarai, NewDelhi-110016.
37. Member Secretary, ERPC,14, Golf Club Road, Kolkata- 700 033.
38. Member Secretary, WRPC, Plot No F-3,MIDC Area, Opp Seepz,Marol,Andheri (E), Mumbai-400 093.
39. Member Secretary, SRPC, 29, Race Course Road, Bangalore- 560009.



(एस. एम. आइमोल/ S. M. Aimol)

निदेशक / Director

अधीक्षण अभियंता/ Superintending Engineer

वाणिज्य / Commercial

NORTH EASTERN REGIONAL POWER COMMITTEE


**ABT based Deviation Charge Account
For the period 15.08.2022 TO 21.08.2022
AS PER 5TH AMENDMENT OF DSM, 2019 W.E.F. 03/06/2019**

UTILITIES AND DEVIATION CHARGES PAYABLE BY THEM	SCHEDULE (MWH)	ACTUAL (MWH)	DEVIATION (MWH)	DEVIATION CHARGE		ADDITIONAL DEVIATION CHARGE DUE TO BLOCKWISE VIOLATION OF VOLUME LIMIT	ZERO CROSSING VIOLATION COUNT	ADDITIONAL DEVIATION CHARGE DUE TO VIOLATION OF SIGN CHANGE	FINAL DEVIATION CHARGE	
				RECEIVABLE	PAYABLE				RECEIVABLE	PAYABLE
BENEFICIARIES OF NORTH EASTERN REGION										
ARUNACHAL PRADESH	16,371.103557	17,546.082888	1,174.979331		6,035,920	584,683	10	252,585		6,873,188
ASSAM	251,871.861068	250,862.455266	-1,009.405802	1,306,667		453,499	26	782,497	70,671	
MANIPUR	19,106.145170	18,722.396037	-383.749133	1,083,706		173,908	2	61,827	847,971	
MEGHALAYA	10,805.076317	11,855.218048	1,050.141731		3,203,609	72,170	1	35,743		3,311,522
MIZORAM	4,201.818523	2,444.755200	-1,757.063323	6,447,382		279,988	6	268,998	5,898,396	
NAGALAND	16,829.030002	16,578.690840	-250.339162	1,064,709		78,262		0	986,447	
TRIPURA	36,803.786919	37,532.349900	728.562981		3,942,156	549,224	6	176,305		4,667,685
BNC	196.598511	188.982000	-7.616511	28,096		11,389		0	16,707	
CERC REGULATED GENERATORS (CGS/ISGS)										
AGBPP	29,499.248757	31,184.336000	1,685.087243	3,897,377		332,518		0	3,564,859	
AGTCCPP	15,610.385760	16,190.990400	580.604640	1,533,076		69,696		0	1,463,380	
BGTPP	93,319.608630	92,469.428341	-850.180289		2,273,554	218,355		0		2,491,909
PALATANA	95,130.052822	95,286.387478	156.334656	719,415		1,093		0	718,322	
DOYANG	1,969.950000	2,033.690400	63.740400	169,975		3,096		0	166,880	
KHANDONG	0.000000	0.000000	0.000000		0	0		0		0
KOPILI	0.000000	0.000000	0.000000		0	0		0		0
KOPILI-2	0.000000	0.000000	0.000000		0	0		0		0
LOKTAK	17,324.100000	17,287.593600	-36.506400	38,219		16		0	38,203	
PARE	10,626.237500	10,762.588800	136.351300	633,202		8,448		0	624,754	
RANGANADI	26,983.722500	26,659.150718	-324.571782		581,794	438,728		0		1,020,521
KAMENG	93,922.328564	94,333.963688	411.635124	1,218,788		202,608		0	1,016,180	
INTER- REGIONAL										
ER	-22,081.648691	62,341.693163	84,423.341854	331,578,815					331,578,815	
NR	0.000000	-84,699.054433	-84,699.054433		328,021,482					328,021,482
INFIRM GENERATORS										
KAMENG INF	0.000000	0.000000	0.000000			0				0
TOTAL	718,489.405909	719,581.698334	1,092.292425	349719427.2	344058515.4	3477679.1	51	1577954.493	346991585.2	346386307

In Daily data report : +ve figures indicate charges receivable and -ve figures indicate charges payable. All deviation charges in Rs.

Notes :


- For computing Deviation accounts for the week, Korba Meter (NP2657A) has been used as master frequency meter
- Metering point for ER power:
 - Rangia for 132kV Motonga(Deothang)-Rangia feeder.
 - Salakati for 132kV Gelephug-Salakati feeder.
 - Salakati for 220kV Alipurduar-Salakati feeder I & II.
 - Bongaigaon for 400kV New Siliguri-Bongaigaon feeders I&II.
 - Bongaigaon for 400kV Alipurduar-Bongaigaon feeders I&II.
- Metering point for NR power: Biswanath-Chariali(BNC) for BiswanathChariali-Agra feeder.
- Schedule (MWH) includes energy scheduled under AGC


 Director
 North Eastern Regional Power Committee
 Dispur, Assam

NERPC, SHILLONG
Day-wise schedule, actual and Deviation charge statement
From 15-08-2022 to 21-08-2022


Page 2 of 4

DATE	BENEFICIARY	SCH. TOTAL IN MWH	ACTUAL DRAWAL/GEN TOTAL IN MWH	DEVIATION CHARGE IN Rs.	ADDITIONAL DEVIATION CHARGE(Volume limit) IN Rs.	ADDITIONAL DEVIATION CHARGE(Sign Change Violation) IN Rs.	Total ADDITIONAL DEVIATION CHARGE IN Rs.
15-08-2022	ARUNACHAL PRADESH	-2110.682552	-2270.679384	-716454.80	-239034.20	-42987.29	-282021.49
	ASSAM	-27532.537801	-27534.528779	-79509.40	-172173.70	-7155.85	-179329.55
	MANIPUR	-2662.942196	-2559.892985	281466.90	-68035.00	0.00	-68035.00
	MEGHALAYA	-1069.809533	-1131.259568	301579.90	-21076.50	0.00	-21076.50
	MIZORAM	-563.891029	-209.952000	1138996.90	-165763.10	-34169.91	-199933.01
	NAGALAND	-2369.000314	-2324.077320	32830.20	-54292.50	0.00	-54292.50
	TRIPURA	-4978.959636	-4846.634550	326159.20	-152219.80	-9784.78	-162004.58
	AGBPP	3687.946050	4012.000000	476286.20	-231656.80	0.00	-231656.80
	AGTCCPP	2032.656700	2064.544800	73258.30	-17051.20	0.00	-17051.20
	BGTTP	11568.304188	11455.557812	-297457.70	-83977.80	0.00	-83977.80
	BNC	-28.347760	-26.440200	7816.40	-3639.30	0.00	-3639.30
	PALATANA	13718.421558	13721.359997	98538.60	-194.30	0.00	-194.30
	DOYANG	339.150000	352.980000	33511.30	-1898.20	0.00	-1898.20
	LOKTAK	2489.760000	2470.099200	19501.30	0.00	0.00	0.00
	PARE	1457.495000	1456.180800	74516.40	-770.80	0.00	-770.80
	RANGANADI	3733.000000	3682.036356	41704.50	-10292.90	0.00	-10292.90
	ER	-9769.567812	1050.394683	28528072.70	-7342584.70	-25675265.43	-33017850.13
	NR	0.000000	-12109.236349	-32695309.80	-29298314.70	-29425778.82	-58724093.52
	KAMENG	13716.100056	13832.945462	134055.70	-170104.20	0.00	-170104.20
	16-08-2022	ARUNACHAL PRADESH	-2085.884302	-2459.113384	-1666271.30	-238905.00	-49988.14
ASSAM		-33208.926220	-32753.514219	2081420.60	-40784.10	-124885.24	-165669.34
MANIPUR		-2682.481204	-2713.451524	-183982.80	-48491.80	0.00	-48491.80
MEGHALAYA		-1218.639730	-1236.300434	116240.40	-12558.40	0.00	-12558.40
MIZORAM		-390.485759	-223.699200	643767.20	-18938.20	0.00	-18938.20
NAGALAND		-2395.769742	-2361.448920	164154.90	-6523.10	0.00	-6523.10
TRIPURA		-5247.203695	-5260.125900	-83641.60	-161457.80	-2509.25	-163967.05
AGBPP		3895.754850	4147.064000	598685.50	-5281.20	0.00	-5281.20
AGTCCPP		2141.088800	2218.617600	208571.00	-6873.90	0.00	-6873.90
BGTTP		13420.383162	13320.453823	-217179.40	-65398.00	0.00	-65398.00
BNC		-28.347760	-26.694600	4036.60	-4084.00	0.00	-4084.00
PALATANA		13428.597789	13443.894977	92029.90	0.00	0.00	0.00
DOYANG		309.800000	321.444000	33387.40	-523.70	0.00	-523.70
LOKTAK		2489.760000	2482.200000	-26047.90	0.00	0.00	0.00
PARE		1567.497500	1601.520000	126766.00	-58.20	0.00	-58.20
RANGANADI		4038.000000	4019.962909	5573.60	-48688.90	0.00	-48688.90
ER		-6017.436050	5576.709306	47659231.20	-1059021.90	-42893308.08	-43952329.98
NR		0.000000	-12101.672708	-49130826.20	-43183335.50	-44217743.58	-87401079.08
KAMENG		13019.500050	13094.254549	167233.50	-3246.20	0.00	-3246.20
17-08-2022		ARUNACHAL PRADESH	-2331.881412	-2662.484584	-1556028.40	-23802.50	-46680.85
	ASSAM	-38009.756544	-37977.405718	-96200.30	0.00	-8658.03	-8658.03
	MANIPUR	-2738.952627	-2813.701896	-355313.60	-20507.40	0.00	-20507.40
	MEGHALAYA	-1510.407480	-1750.779855	-1191428.00	-8145.60	-35742.84	-43888.44
	MIZORAM	-436.619010	-342.289200	510759.70	0.00	0.00	0.00
	NAGALAND	-2420.588215	-2416.273320	79989.80	0.00	0.00	0.00
	TRIPURA	-5577.003509	-6015.088500	-2123245.40	-76885.80	-63697.36	-140583.16
	AGBPP	4442.931288	4584.712000	419733.30	0.00	0.00	0.00
	AGTCCPP	2262.511420	2359.125600	284588.20	0.00	0.00	0.00
	BGTTP	14218.275459	14171.677085	-117345.70	-1649.50	0.00	-1649.50
	BNC	-28.347760	-27.021000	6298.10	0.00	0.00	0.00
	PALATANA	13556.523632	13591.011496	109581.70	-174.90	0.00	-174.90
	DOYANG	270.875000	279.100800	15186.40	-261.80	0.00	-261.80
	LOKTAK	2385.540000	2378.760000	-19011.30	0.00	0.00	0.00
	PARE	1375.002500	1413.998400	123221.70	0.00	0.00	0.00
	RANGANADI	3500.000000	3518.788187	67925.00	0.00	0.00	0.00
	ER	-2011.357882	11650.156914	68869654.20	0.00	-61982688.78	-61982688.78
	NR	0.000000	-12095.854536	-59568852.70	-51481845.90	-53611967.43	-105093813.33
	KAMENG	13234.355886	13304.218179	177190.30	0.00	0.00	0.00


 Director
 NERPC
 New Delhi
 India

NERPC, SHILLONG
Day-wise schedule, actual and Deviation charge statement
From 15-08-2022 to 21-08-2022

DATE	BENEFICIARY	SCH. TOTAL IN MWH	ACTUAL DRAWAL/GEN TOTAL IN MWH	DEVIATION CHARGE IN Rs.	ADDITIONAL DEVIATION CHARGE(Volume limit) IN Rs.	ADDITIONAL DEVIATION CHARGE(Sign Change Violation) IN Rs.	Total ADDITIONAL DEVIATION CHARGE IN Rs.
18-08-2022	ARUNACHAL PRADESH	-2420.405396	-2474.718584	-237285.90	-35047.80	0.00	-35047.80
	ASSAM	-39437.452220	-39754.918315	-1890981.00	-81355.10	-283647.15	-365002.25
	MANIPUR	-2671.696142	-2654.887707	-7086.80	-5162.50	0.00	-5162.50
	MEGHALAYA	-1341.128859	-1527.533311	-638334.10	-2875.80	0.00	-2875.80
	MIZORAM	-454.583791	-310.299600	576169.40	-12549.30	0.00	-12549.30
	NAGALAND	-2436.989579	-2414.718120	155673.70	0.00	0.00	0.00
	TRIPURA	-5384.339658	-5550.796800	-1191522.40	-114307.30	-35745.67	-150052.97
	AGBPP	4698.876400	4816.784000	295833.10	-11950.40	0.00	-11950.40
	AGTCCPP	2418.071000	2506.615200	227648.50	-4533.40	0.00	-4533.40
	BGTPP	14552.371525	14347.316364	-612681.80	-38829.30	0.00	-38829.30
	BNC	-28.347760	-27.717600	3079.70	-1516.40	0.00	-1516.40
	PALATANA	13480.146154	13516.064002	129298.20	-573.20	0.00	-573.20
	DOYANG	263.000000	277.236000	45577.70	-41.20	0.00	-41.20
	LOKTAK	2489.760000	2489.899200	6210.20	-16.40	0.00	-16.40
	PARE	1416.247500	1431.662400	60751.40	0.00	0.00	0.00
	RANGANADI	3525.500000	3545.912182	103623.50	-712.70	0.00	-712.70
	ER	-1523.431033	11053.243092	53145881.90	-797769.00	-47831293.71	-48629062.71
	NR	0.000000	-12095.709078	-51271056.50	-44608131.00	-46143950.85	-90752081.85
	KAMENG	13919.197556	13990.690916	190705.50	-3687.00	0.00	-3687.00
	19-08-2022	ARUNACHAL PRADESH	-2651.078842	-2553.212984	-110178.60	-4222.90	-13221.43
ASSAM		-38500.093843	-38159.069632	512041.50	-55785.40	-102408.30	-158193.70
MANIPUR		-2869.702934	-2572.074001	1030444.50	-7965.30	-61826.67	-69791.97
MEGHALAYA		-1931.160822	-2117.561170	-333593.80	-4379.70	0.00	-4379.70
MIZORAM		-835.894524	-284.139600	1565522.80	-54590.80	-234828.42	-289419.22
NAGALAND		-2434.235460	-2366.259720	230566.80	0.00	0.00	0.00
TRIPURA		-4697.310005	-4574.882550	757019.50	0.00	-22710.59	-22710.59
AGBPP		4441.866400	4693.728000	575098.40	-23485.60	0.00	-23485.60
AGTCCPP		2503.617500	2568.230400	155294.00	-9487.60	0.00	-9487.60
BGTPP		14562.677265	14248.311269	-784859.80	-12576.00	0.00	-12576.00
BNC		-28.247110	-27.623400	1924.60	-164.60	0.00	-164.60
PALATANA		13393.346980	13401.642760	70403.90	-150.30	0.00	-150.30
DOYANG		264.625000	269.524800	16498.30	0.00	0.00	0.00
LOKTAK		2489.760000	2491.008000	17918.90	0.00	0.00	0.00
PARE		2093.752500	2094.998400	60947.40	0.00	0.00	0.00
RANGANADI		5736.000000	5654.780905	-207001.00	-100847.70	0.00	-100847.70
ER		-2954.616073	7474.560441	28801723.00	-2141933.80	-25921550.70	-28063484.50
NR		0.000000	-12098.472708	-35361190.10	-30478610.80	-31825071.09	-62303681.89
KAMENG		13169.450051	13065.963641	125275.20	-8919.40	0.00	-8919.40
20-08-2022		ARUNACHAL PRADESH	-2368.007601	-2703.343384	-1661790.60	-17876.90	-99707.44
	ASSAM	-37957.487634	-38001.058918	-660750.90	-28398.80	-39645.05	-68043.85
	MANIPUR	-2744.174620	-2775.264289	-59467.00	0.00	0.00	0.00
	MEGHALAYA	-1818.874113	-2068.863781	-1174369.60	-9534.40	0.00	-9534.40
	MIZORAM	-803.380259	-608.202000	1058660.00	0.00	0.00	0.00
	NAGALAND	-2400.670017	-2378.828520	140433.40	-13783.50	0.00	-13783.50
	TRIPURA	-5392.608788	-5418.002250	-231680.50	-27091.90	0.00	-27091.90
	AGBPP	4249.215800	4482.808000	655747.00	0.00	0.00	0.00
	AGTCCPP	2190.297900	2315.904000	359415.40	0.00	0.00	0.00
	BGTPP	12235.941836	12272.055267	107135.10	0.00	0.00	0.00
	BNC	-26.612306	-27.578400	-4510.00	0.00	0.00	0.00
	PALATANA	13741.853171	13773.891771	108010.40	0.00	0.00	0.00
	DOYANG	260.000000	266.752800	22027.80	-370.90	0.00	-370.90
	LOKTAK	2489.760000	2499.969600	29433.90	0.00	0.00	0.00
	PARE	1402.495000	1427.558400	83902.10	0.00	0.00	0.00
	RANGANADI	3458.000000	3438.685454	-47212.40	-1060.10	0.00	-1060.10
	ER	511.870284	13730.804295	67576859.80	0.00	-60819173.82	-60819173.82
	NR	0.000000	-12099.927250	-60774296.80	-52523737.50	-54696867.12	-107220604.62
	KAMENG	12944.525050	13044.654559	232870.60	0.00	0.00	0.00


 Director
 NERPC
 New Delhi, India
 110002

NERPC, SHILLONG
Day-wise schedule, actual and Deviation charge statement
From 15-08-2022 to 21-08-2022


DATE	BENEFICIARY	SCH. TOTAL IN MWH	ACTUAL DRAWAL/GEN TOTAL IN MWH	DEVIATION CHARGE IN Rs.	ADDITIONAL DEVIATION CHARGE(Volume limit) IN Rs.	ADDITIONAL DEVIATION CHARGE(Sign Change Violation) IN Rs.	Total ADDITIONAL DEVIATION CHARGE IN Rs.
21-08-2022	ARUNACHAL PRADESH	-2403.163437	-2422.530584	-87910.70	-25793.30	0.00	-25793.30
	ASSAM	-37225.606808	-36681.959685	1440646.00	-75001.50	-216096.90	-291098.40
	MANIPUR	-2736.195449	-2633.123635	377644.90	-23746.30	0.00	-23746.30
	MEGHALAYA	-1915.055770	-2022.919929	-283704.00	-13599.10	0.00	-13599.10
	MIZORAM	-716.964173	-466.173600	953506.40	-28146.50	0.00	-28146.50
	NAGALAND	-2371.776668	-2317.084920	261060.10	-3663.00	0.00	-3663.00
	TRIPURA	-5526.361633	-5866.819350	-1395245.10	-17261.30	-41857.35	-59118.65
	AGBPP	4082.658000	4447.240000	875993.30	-60143.60	0.00	-60143.60
	AGTCCPP	2062.142440	2157.952800	224300.90	-31750.10	0.00	-31750.10
	BGTPP	12761.655112	12654.056721	-351164.30	-15924.40	0.00	-15924.40
	BNC	-28.347760	-25.906800	9451.00	-1984.70	0.00	-1984.70
	PALATANA	13811.163540	13838.522475	111551.80	0.00	0.00	0.00
	DOYANG	262.500000	266.652000	3786.40	0.00	0.00	0.00
	LOKTAK	2489.760000	2475.657600	10214.20	0.00	0.00	0.00
	PARE	1313.747500	1336.670400	103096.70	-7619.00	0.00	-7619.00
	RANGANADI	2993.222500	2798.984725	-546407.00	-277125.30	0.00	-277125.30
	ER	-317.110126	11805.824432	36997392.20	-3397581.70	-33297652.98	-36695234.68
	NR	0.000000	-12098.181804	-39219950.10	-33944611.00	-35297955.09	-69242566.09
	KAMENG	13919.200056	14001.236382	191457.20	-16651.10	0.00	-16651.10

SUMMARY OF WEEKLY DEVIATION CHARGES

	UTILITY	SCHEDULE(MWH)	ACTUAL(MWH)	DEVIATION CHARGE (IN RS)	ADDITIONAL DEVIATION CHARGE(Volume Limit) (IN RS)	ADDITIONAL DEVIATION CHARGE(Sign Change Violation) (IN RS)	Total ADDITIONAL DEVIATION CHARGE (IN RS)
FOR THE WEEK FROM 15-08-2022 TO 21-08-2022	KAMENG	93922.328564	94333.963688	1218788.00	-202607.90	0.00	-202607.90
	PARE	10626.237500	10762.588800	633201.70	-8448.00	0.00	-8448.00
	DOYANG	1969.950000	2033.690400	169975.30	-3095.80	0.00	-3095.80
	LOKTAK	17324.100000	17287.593600	38219.30	-16.40	0.00	-16.40
	RANGANADI	26983.722500	26659.150718	-581793.80	-438727.60	0.00	-438727.60
	KHANDONG	0.000000	0.000000	0.00	0.00	0.00	0.00
	KOPILI	0.000000	0.000000	0.00	0.00	0.00	0.00
	KOPILI-2	0.000000	0.000000	0.00	0.00	0.00	0.00
	MIZORAM	-4201.818523	-2444.755200	6447382.40	-279987.90	-268998.33	-548986.23
	ASSAM	-251871.861068	-250862.455266	1306666.50	-453498.60	-782496.51	-1235995.11
	MANIPUR	-19106.145170	-18722.396037	1083706.10	-173908.30	-61826.67	-235734.97
	NAGALAND	-16829.030002	-16578.690840	1064708.90	-78262.10	0.00	-78262.10
	BNC	-196.598511	-188.982000	28096.40	-11389.00	0.00	-11389.00
	ARUNACHAL PRADESH	-16371.103557	-17546.082888	-6035920.30	-584682.60	-252585.15	-837267.75
	TRIPURA	-36803.786919	-37532.349900	-3942156.30	-549223.90	-176305.00	-725528.90
	MEGHALAYA	-10805.076317	-11855.218048	-3203609.20	-72169.50	-35742.84	-107912.34
	ER	-22081.648691	62341.693163	331578815.00			
	NR	0.000000	-84699.054433	-328021482.20			
	AGBPP	29499.248757	31184.336000	3897376.80	-332517.60	0.00	-332517.60
	AGTCCPP	15610.385760	16190.990400	1533076.30	-69696.20	0.00	-69696.20
PALATANA	95130.052822	95286.387478	719414.50	-1092.70	0.00	-1092.70	
BGTPP	93319.608630	92469.428341	-2273553.60	-218355.00	0.00	-218355.00	
KAMENG_INF	0.000000	0.000000	0.00				

LEGEND: *Energy:(+ve) means injection, (-ve) means drawal*
Deviation Charge: (+ve) means receivable, (-ve) mean payable

(+) means under drawal/ over injection
 (-) means vice-versa


 Director
 Electricity Division
 Power Sector/Dept. of Public
 Electricity Supply
 Shillong, Assam