



Government of India
Ministry of Power
North Eastern Regional Power Committee
Lapalang, Shillong 793006

No. NERPC/Dev/2023/2914-2952

Dt: 1st August, 2023

सेवा में / To,
संलग्न सूची के अनुसार
As per list enclosed.

Sub: Provisional DSM under ABT regime for the period from 17.07.23 to 23.07.23 - reg.

सर/मैडम,
Sir/Madam,

The Provisional statements giving details of Deviation charges account with payable / receivable particulars, for the period 17.07.23 to 23.07.23 is enclosed. Deviation charges have been calculated as per following CERC Notification and subsequent amendment orders:

- (i) Notification no. L-1/260/2021/CERC dated 14th March 2022 w.e.f. 05.12.2022
- (ii) Suo-moto order dated 26th Dec'2022 w.e.f. 28th Dec'2022
- (iii) Suo-moto order dated 6th Feb'2023 w.e.f. 8th Feb'2023
- (iv) Suo-moto order dated 9th Apr'2023 w.e.f. 10th Apr'2023

The payment by the constituents for the billed amounts shall be made to the Regulatory Deviation and Ancillary Service Pool Account Fund operated by NERLDC within 7 days of the issue of this Deviation-Account. In case of delayed payments against these bills beyond 7 days, the defaulting constituent shall pay surcharge @0.04% for each day of delay. The details of Deviation Accounts, both the statement as well as the data files, are available on NERPC website <https://www.nerpc.gov.in>.

Enclosed -As above.

भवदीय / Yours faithfully,


(एस. एम. आइमोल/ S. M. Aimol)

निदेशक / Director

अधीक्षण अभियंता/ Superintending Engineer

List of Addressees:

1. CMD, TSECL, Bidyut Bhawan, Agartala – 799 001
2. Director (Distribution), MePDCL, Lumjingshai, S.R. Road, Shillong – 793 001
3. Engineer-in-Chief (P&E), P&E Dept., Govt. of Mizoram, Aizawl – 796 001
4. Chief General Manager (Comml), APDCL, Bijulee Bhawan, Paltan Bazar, Guwahati – 781 001
5. Chief Engineer (Comm), Dept. of Power, Govt. of Arunachal Pradesh, Itanagar – 791 111
6. Managing Director, MSPDCL, Keishampat, Imphal-795 001.
7. E-in-C, Dept. of Power, Govt. of Nagaland, Kohima – 797 001
8. Chief Engineer, Loktak HE Project, Vidyut Vihar, Komkeirap, Manipur – 795 124
9. Executive Director (Comml.), NEEPCO Ltd., Lower New Colony, Shillong – 793 003
10. Executive Director, NERTS, POWERGRID, Lapalang, Shillong – 793 006
11. Managing Director, OTPC, Core 4 & Central, 10th Floor, SCOPE Minar, Laxmi Nagar, Delhi – 110092
12. GM (Comml.), NTPC, 3rd Floor OLIC building, Plot No.N.17/2, Nayapalli, Bhubaneswar-12
13. CE (G. M.), CEA, SewaBhawan, R.K.Puram, New Delhi – 110 066.
14. G. M., NERLDC, Lower Nongrah, Dongtiah, Lapalang, Shillong - 6.
15. C.G.M (SLDC) AEGCL, Kahelipara, Guwahati.
16. Gen. Manager (Comml.), NHPC Ltd., NHPC Office complex, Sector –33, Faridabad-121003.
17. G.M (Commercial) APDCL, Bijulee Bhawan, Paltan Bazar, Guwahati - 781 001.
18. General Manager, Ranganadi HEP, NEEPCO, Yazlee, Ar. Pradesh
19. Project Manager, Doyang HEP, NEEPCO, Nagaland
20. Project Manager, AGBPP, NEEPCO Ltd., No. –III, Vill. Bokuloni, Dibrugarh, Assam.
21. Project Manager, AGTPP, NEEPCO Ltd., Ramchandranagar, Agartala, Tripura West- 799008.
22. Dy. G. M (Elect.), Kopili HEP, NEEPCO Ltd., Umrangso, N.C. Hills, Assam.
23. Supdt. Engr. (System Management) MeECL, Lumjingshai, Short Round Road, Shillong.
24. Supdt. Engr. (Commercial) Deptt. of Electricity, Govt.of Manipur, Keisampet, Imphal. 795001
25. Executive Engineer, MSLDC, P & E Dept., Chaltlang, Aizawl- 796012.
26. Supdt. Engr. Dimapur Sub-station Deptt. of Power, Govt.of Nagaland, Dimapur.
27. Dy. G. M. (Commercial) NERTS, Lower Nongrah, Dongtiah, Lapalang, Shillong - 6.
28. Dy. General Manager (ER), POWERGRID, Boring Road, Alankar Place, Patna - 800 001
29. DGM (Comml), OTPC, Core 4 & Central, 10th Floor, SCOPE Minar, Laxmi Nagar, Delhi – 110092
30. DGM (Comml.), NTPC, 3rd Floor OLIC building, Plot No.N.17/2, Nayapalli, Bhubaneswar-12
31. AGM (Comml.), NTPC, Bongaigaon Thermal Power Project, P.O Salakati, Kokrajhar-783369
32. Addl. General Manager, Comml & Sys.Opn., TSECL, Banamalipur, Agartala.-799001.
33. Ex. Engr., SLDC, Deptt. of Power, Itanagar, Ar. Pradesh – 791 111
34. CEO, NVVN Ltd., 7th Floor, Scope Complex, Lodhi Road, N.Delhi- 110 003
35. Power Trading Corpn. of India Ltd., 2nd Floor, NBCC Tower, 15-Bhikaji Cama Place, New Delhi – 66.
36. Member Secretary, NRPC, 18-A, Shaheed Jeet Singh Marg, Katwaria Sarai, NewDelhi-110016.
37. Member Secretary, ERPC, 14, Golf Club Road, Kolkata- 700 033.
38. Member Secretary, WRPC, Plot No F-3, MIDC Area, Opp Seepz, Marol, Andheri (E), Mumbai-400 093.
39. Member Secretary, SRPC, 29, Race Course Road, Bangalore- 560009.



(एस. एम. आइमोल/ S. M. Aimol)

निदेशक / Director

अधीक्षण अभियंता/ Superintending Engineer


NORTH EASTERN REGIONAL POWER COMMITTEE

**ABT based Deviation Charge Account
For the period 17.07.2023 TO 23.07.2023**

Page 1 of 4


CONSTITUENTS	SCHEDULE (MWH)	ACTUAL (MWH)	DEVIATION (MWH)	Receivable from the Deviation and Ancillary Service Pool Account(Rs) (A)	Payable to the Deviation and Ancillary Service Pool Account(Rs) (B)
BENEFICIARIES OF NORTH EASTERN REGION					
ARUNACHAL PRADESH	16,970.94	15,735.39	-1,235.55	2,706,076	0
ASSAM	248,573.34	251,062.99	2,489.65	0	18,041,084
MANIPUR	18,728.92	18,907.13	178.21	0	1,405,537
MEGHALAYA	4,141.02	2,458.98	-1,682.03	954,193	0
MIZORAM	11,371.92	10,250.65	-1,121.27	4,499,233	0
NAGALAND	17,916.14	17,040.94	-875.21	3,302,767	0
TRIPURA	39,712.46	40,567.70	855.24	0	4,797,485
BNC	195.82	185.70	-10.13	8,344	0
CERC REGULATED GENERATORS (CGS/ISGS)					
AGBPP	29,785.70	32,384.39	2,598.69	8,871,961	0
AGTCCPP	12,470.15	13,047.12	576.97	1,971,822	0
BGTPP	93,839.58	93,038.41	-801.16	0	2,947,422
PALATANA	87,130.78	87,484.34	353.56	665,165	0
DOYANG	10,020.70	10,026.24	5.55	9,644	0
KHANDONG	0.00	0.00	0.00	0	0
KOPILI	0.00	0.00	0.00	0	0
KOPILI-2	4,013.75	3,954.43	-59.32	0	144,715
LOKTAK	3,947.27	3,982.83	35.56	67,453	0
PARE	16,538.68	16,617.47	78.79	281,948	0
RANGANADI	44,241.38	44,537.26	295.89	358,452	0
KAMENG	99,407.62	100,073.38	665.76	3,630,708	0
INTER- REGIONAL					
ER	-40,146.45	47,532.65	87,679.09	466,491,481	0
NR	0.00	-84,791.56	-84,791.56	0	459,795,447
TOTAL				493819248	487131691

Pool Balance (B - A) :	-6687557
LEGEND :	<i>In pool balance positive(+ve) means surplus in pool and negative(-ve) means deficit in pool</i>



 (एस.एम. आइमल / S.M. Aimal)
 डायरेक्टर/Director
 उत्तरी क्षेत्र/NERPC
 विद्युत मंत्रालय/Min. of Power
 भारत सरकार/Govt. of India
 शिलांग/Shillong

NERPC, SHILLONG
Day-wise schedule, actual and Deviation charge statement
From 17/07/2023 to 23/07/2023

Date	Constituents	Total Schedule (MWH)	Total Actual (MWH)	Deviation (MWH)	Receivable from the Deviation and Ancillary Service Pool Account(Rs)	Payable to the Deviation and Ancillary Service Pool Account(Rs)
17/07/2023	ARUNACHAL PRADESH	2529.90	2132.25	-397.66	1527392.85	152763.77
	ASSAM	30903.19	31080.05	176.86	1626287.00	2969751.78
	MANIPUR	2607.00	2586.78	-20.22	497437.65	552908.29
	MEGHALAYA	939.01	623.19	-315.82	853574.88	254052.45
	MIZORAM	1697.89	1482.95	-214.94	930069.50	0.00
	NAGALAND	2301.54	2191.14	-110.40	521564.24	31050.32
	TRIPURA	5790.83	5712.71	-78.11	821645.42	594796.02
	AGBPP	4044.66	4444.23	399.58	1561376.19	65862.07
	AGTCCPP	1727.76	1846.28	118.52	502103.20	26355.14
	BGTPP	13364.23	13290.42	-73.81	367593.77	664908.62
	BNC	28.29	23.16	-5.13	26700.62	12510.04
	PALATANA	12544.33	12594.56	50.23	95073.03	0.00
	DOYANG	1307.35	1311.24	3.89	19863.23	9156.57
	KHANDONG	0.00	0.00	0.00	0.00	0.00
	KOPILI	0.00	0.00	0.00	0.00	0.00
	KOPILI-2	456.95	461.24	4.29	13521.13	4599.63
	LOKTAK	774.75	775.94	1.19	22397.14	26431.84
	PARE	2813.36	2817.96	4.60	20828.46	7542.40
	RANGANADI	9691.35	9796.64	105.29	147295.56	29.46
	KAMENG	14399.76	14501.16	101.40	595028.84	0.00
	ER	-13891.79	-2140.14	11751.64	63794588.17	0.00
NR	0.00	-12130.62	-12130.62	0.00	66918164.96	
18/07/2023	ARUNACHAL PRADESH	2583.62	2219.95	-363.67	1564449.06	40680.11
	ASSAM	35210.08	36070.11	860.03	310295.47	4856823.82
	MANIPUR	2687.07	2663.99	-23.08	339480.95	387198.38
	MEGHALAYA	930.55	631.27	-299.27	689085.22	168841.55
	MIZORAM	1627.67	1488.77	-138.90	521281.67	77722.46
	NAGALAND	2567.75	2476.15	-91.60	444289.81	26000.86
	TRIPURA	5920.16	5954.43	34.27	979630.54	1017099.74
	AGBPP	4010.04	4269.51	259.47	1161777.66	495928.18
	AGTCCPP	1740.46	1820.69	80.23	326042.48	451.15
	BGTPP	12488.65	12341.37	-147.28	299943.00	772243.95
	BNC	28.22	26.09	-2.13	19190.23	15229.96
	PALATANA	11990.47	12050.33	59.87	117637.20	707.38
	DOYANG	1468.80	1472.12	3.32	13520.10	2315.40
	KHANDONG	0.00	0.00	0.00	0.00	0.00
	KOPILI	0.00	0.00	0.00	0.00	0.00
	KOPILI-2	592.80	588.07	-4.73	558.37	8203.39
	LOKTAK	774.75	780.34	5.59	18013.19	3604.41
	PARE	2832.00	2838.04	6.04	16141.97	48.06
	RANGANADI	9725.02	9766.02	41.00	61422.73	4523.34
	KAMENG	13949.79	14048.29	98.50	511539.62	1668.94
	ER	-7789.35	5134.08	12923.44	63257902.42	0.00
NR	0.00	-12129.89	-12129.89	0.00	61789273.80	
19/07/2023	ARUNACHAL PRADESH	2402.04	2371.73	-30.31	475679.97	476686.23
	ASSAM	38425.75	39053.24	627.49	469891.11	4825204.11
	MANIPUR	2810.87	2812.72	1.84	252186.76	344577.26
	MEGHALAYA	637.81	478.21	-159.61	503223.83	234427.08
	MIZORAM	1636.82	1511.22	-125.61	541663.81	33132.99
	NAGALAND	2637.60	2552.41	-85.20	412167.59	97850.15
	TRIPURA	5722.57	5867.83	145.25	589380.70	1494756.82
	AGBPP	4385.49	4673.18	287.68	1084454.70	15851.88
	AGTCCPP	1866.73	1923.70	56.97	279197.59	70053.97
	BGTPP	12115.37	11994.22	-121.15	329691.06	799965.05
	BNC	28.28	27.97	-0.31	12882.20	16832.54
	PALATANA	12531.05	12569.94	38.90	75755.16	156.72
	DOYANG	1465.60	1460.49	-5.11	3392.78	24071.21
	KHANDONG	0.00	0.00	0.00	0.00	0.00
	KOPILI	0.00	0.00	0.00	0.00	0.00
	KOPILI-2	592.80	590.84	-1.96	2572.14	4434.45
	LOKTAK	774.75	789.56	14.81	26857.07	972.89
	PARE	2608.32	2614.35	6.03	85204.08	49640.37
	RANGANADI	6188.00	6250.62	62.62	96183.19	9639.31
	KAMENG	14399.76	14462.25	62.49	283656.86	0.00
	ER	-3156.69	11036.71	14193.40	73222940.54	0.00
NR	0.00	-12126.69	-12126.69	0.00	64350126.90	


 (S.M. Aimal)
 Director/Director
 न.पु.रे.वि.स./NERPC
 विद्युत मंत्रालय/Min. of Power
 भारत सरकार/Govt. of India
 शिलांग/Shillong


Date	Constituents	Total Schedule (MWH)	Total Actual (MWH)	Deviation (MWH)	Receivable from the Deviation and Ancillary Service Pool Account(Rs)	Payable to the Deviation and Ancillary Service Pool Account(Rs)
20/07/2023	ARUNACHAL PRADESH	2359.81	2403.39	43.58	904769.70	818451.28
	ASSAM	39774.81	40301.72	526.90	1709818.99	5928185.20
	MANIPUR	2692.07	2697.81	5.74	604214.59	577454.43
	MEGHALAYA	408.56	302.28	-106.28	513922.50	336444.61
	MIZORAM	1671.31	1518.33	-152.99	948727.59	96237.84
	NAGALAND	2639.27	2502.62	-136.65	642243.88	35248.60
	TRIPURA	5763.86	5904.26	140.41	626034.58	1262758.33
	AGBPP	4508.87	4837.01	328.14	1230895.35	28406.95
	AGTCCPP	1923.85	1972.71	48.86	220546.56	26490.01
	BGTPP	14465.61	14192.01	-273.60	249385.42	1295978.72
	BNC	28.03	28.54	0.51	12328.21	17628.71
	PALATANA	12354.63	12405.02	50.40	92901.89	60.53
	DOYANG	1454.05	1453.67	-0.38	5636.93	8929.80
	KHANDONG	0.00	0.00	0.00	0.00	0.00
	KOPILI	0.00	0.00	0.00	0.00	0.00
	KOPILI-2	592.80	593.25	0.45	4576.79	2579.34
	LOKTAK	496.51	505.20	8.70	27498.41	6310.26
	PARE	2270.00	2290.24	20.24	95771.08	32275.49
	RANGANADI	4803.00	4837.38	34.38	56075.32	6188.25
	KAMENG	14399.76	14487.13	87.37	508179.43	0.00
ER	-1956.05	11817.02	13773.06	76320863.34	0.00	
NR	0.00	-12126.11	-12126.11	0.00	72060051.13	
21/07/2023	ARUNACHAL PRADESH	2267.56	2398.90	131.34	524993.72	2131259.58
	ASSAM	34205.10	34105.80	-99.30	4706218.58	3637145.47
	MANIPUR	2590.73	2677.73	87.00	60329.59	646017.45
	MEGHALAYA	377.27	83.07	-294.20	983150.93	813033.26
	MIZORAM	1566.48	1386.13	-180.35	865077.02	32584.84
	NAGALAND	2729.39	2648.73	-80.65	477651.16	56602.56
	TRIPURA	5449.79	5446.45	-3.35	1110004.58	1061034.14
	AGBPP	4364.13	4875.96	511.83	1729291.39	517.81
	AGTCCPP	1765.47	1862.36	96.89	325261.54	86338.71
	BGTPP	15855.86	15756.07	-99.79	123897.03	552972.04
	BNC	28.28	25.85	-2.43	22150.90	16357.09
	PALATANA	12557.45	12611.25	53.80	105476.16	0.00
	DOYANG	1452.00	1450.66	-1.34	4349.62	8741.23
	KHANDONG	0.00	0.00	0.00	0.00	0.00
	KOPILI	0.00	0.00	0.00	0.00	0.00
	KOPILI-2	592.80	598.37	5.57	10413.35	691.90
	LOKTAK	496.51	488.80	-7.70	12535.53	26818.83
	PARE	2007.50	2040.92	33.42	125462.79	20624.82
	RANGANADI	4558.00	4573.14	15.14	62609.89	33433.88
	KAMENG	14399.79	14484.87	85.09	526669.92	0.00
ER	-7290.05	4058.21	11348.26	67202652.18	0.00	
NR	0.00	-12125.67	-12125.67	0.00	71907566.28	
22/07/2023	ARUNACHAL PRADESH	2328.37	2225.33	-103.04	886532.98	891289.75
	ASSAM	36418.08	36674.06	255.98	1783779.23	4556902.54
	MANIPUR	2596.71	2761.98	165.27	310788.02	1268013.35
	MEGHALAYA	269.75	5.73	-264.02	636029.41	818468.57
	MIZORAM	1604.81	1600.17	-4.64	285055.79	188254.91
	NAGALAND	2566.94	2493.71	-73.23	402468.97	112096.28
	TRIPURA	5556.46	5818.12	261.66	370936.66	1904672.42
	AGBPP	4411.40	4801.65	390.24	1246733.31	20960.52
	AGTCCPP	1825.65	1893.10	67.45	243900.60	24098.34
	BGTPP	13193.08	13102.14	-90.94	311584.42	620701.32
	BNC	26.64	27.83	1.19	8029.15	17318.87
	PALATANA	12380.60	12427.09	46.49	83835.83	0.00
	DOYANG	1442.60	1440.22	-2.38	6274.31	13002.61
	KHANDONG	0.00	0.00	0.00	0.00	0.00
	KOPILI	0.00	0.00	0.00	0.00	0.00
	KOPILI-2	592.80	590.18	-2.62	5301.45	7591.92
	LOKTAK	315.01	316.32	1.31	3267.83	4643.59
	PARE	1732.50	1741.28	8.77	74906.16	38124.40
	RANGANADI	4008.00	4022.19	14.19	72150.13	127079.27
	KAMENG	13458.99	13565.82	106.83	644381.91	70962.81
ER	-1162.25	11492.82	12655.07	69589170.77	0.00	
NR	0.00	-12125.82	-12125.82	0.00	67606631.50	


 (एस.एम. आइमल/S.M.Aimal)
 निदेशक/Director
 उ.पु.से.पि.स./NERPC
 विद्युत मंत्रालय/Min. of Power
 भारत सरकार/Govt. of India
 शिल्लोंग/Shillong

Date	Constituents	Total Schedule (MWH)	Total Actual (MWH)	Deviation (MWH)	Receivable from the Deviation and Ancillary Service Pool Account(Rs)	Payable to the Deviation and Ancillary Service Pool Account(Rs)
23/07/2023	ARUNACHAL PRADESH	2499.65	1983.84	-515.81	1373167.41	39778.99
	ASSAM	33636.32	33778.01	141.68	1101662.81	2975024.44
	MANIPUR	2744.47	2706.13	-38.34	568737.80	262543.29
	MEGHALAYA	578.07	335.23	-242.83	569277.46	1168803.99
	MIZORAM	1566.93	1263.09	-303.84	837798.05	2507.18
	NAGALAND	2473.65	2176.17	-297.48	774227.08	12996.52
	TRIPURA	5508.79	5863.90	355.11	172789.71	2132790.09
	AGBPP	4061.10	4482.86	421.75	1485591.93	631.98
	AGTCCPP	1620.22	1728.27	108.05	348924.47	40367.20
	BGTPP	12356.78	12362.18	5.40	685186.40	607933.10
	BNC	28.08	26.25	-1.83	15118.27	12178.75
	PALATANA	12772.26	12826.14	53.88	95813.62	403.31
	DOYANG	1430.30	1437.84	7.54	24446.90	1623.08
	KHANDONG	0.00	0.00	0.00	0.00	0.00
	KOPILI	0.00	0.00	0.00	0.00	0.00
	KOPILI-2	592.80	532.48	-60.32	3238.62	156796.77
	LOKTAK	315.01	326.67	11.66	27217.63	1551.53
	PARE	2275.00	2274.68	-0.32	57759.10	45870.47
	RANGANADI	5268.00	5291.27	23.27	63827.19	20218.21
	KAMENG	14399.77	14523.85	124.08	633883.53	0.00
	ER	-4900.27	6133.96	11034.23	53103363.94	0.00
	NR	0.00	-12026.76	-12026.76	0.00	55163632.41

SUMMARY OF WEEKLY DEVIATION CHARGES

	Constituents	Total Schedule (MWH)	Total Actual (MWH)	Deviation (MWH)	Receivable from the Deviation and Ancillary Service Pool Account(Rs)	Payable to the Deviation and Ancillary Service Pool Account(Rs)
FOR THE WEEK FROM 17/07/2023 TO 23/07/2023	ARUNACHAL PRADESH	16970.94	15735.39	-1235.55	7256985.69	4550909.71
	ASSAM	248573.34	251062.99	2489.65	11707953.19	29749037.36
	MANIPUR	18728.92	18907.13	178.21	2633175.37	4038712.45
	MEGHALAYA	4141.02	2458.98	-1682.03	4748264.24	3794071.52
	MIZORAM	11371.92	10250.65	-1121.27	4929673.43	430440.21
	NAGALAND	17916.14	17040.94	-875.21	3674612.74	371845.29
	TRIPURA	39712.46	40567.70	855.24	4670422.19	9467907.56
	AGBPP	29785.70	32384.39	2598.69	9500120.55	628159.39
	AGTCCPP	12470.15	13047.12	576.97	2245976.44	274154.52
	BGTPP	93839.58	93038.41	-801.16	2367281.11	5314702.81
	BNC	195.82	185.70	-10.13	116399.59	108055.96
	PALATANA	87130.78	87484.34	353.56	666492.90	1327.94
	DOYANG	10020.70	10026.24	5.55	77483.88	67839.90
	KHANDONG	0.00	0.00	0.00	0.00	0.00
	KOPILI	0.00	0.00	0.00	0.00	0.00
	KOPILI-2	4013.75	3954.43	-59.32	40181.85	184897.41
	LOKTAK	3947.27	3982.83	35.56	137786.80	70333.34
	PARE	16538.68	16617.47	78.79	476073.63	194126.01
	RANGANADI	44241.38	44537.26	295.89	559564.01	201111.73
	KAMENG	99407.62	100073.38	665.76	3703340.11	72631.75
	ER	-40146.45	47532.65	87679.09	466491481.37	0.00
	NR	0.00	-84791.56	-84791.56	0.00	459795446.98


 (ए.एम.आइमोय / S.M. Ailmoi)
 निदेशक/Director
 उच्च शक्ति विभाग/NERPC
 विद्युत मंत्रालय/Min. of Power
 भारत सरकार/Govt. of India
 शिलांग/Shillong