



Government of India
Ministry of Power
North Eastern Regional Power Committee
Lapalang, Shillong 793006

No. NERPC/Dev/2023/4375-4413

Dt: 26th Sept., 2023

सेवा में / To,
संलग्न सूची के अनुसार
As per list enclosed.

Sub: Provisional DSM under ABT regime for the period from 04.09.23 to 17.09.23(2 weeks) – reg.

सर/मैडम,
Sir/Madam,

The Provisional statements giving details of Deviation charges account with payable / receivable particulars, for the period 04.09.23 to 17.09.23(2 Weeks) is enclosed. Deviation charges have been calculated as per following CERC Notification and subsequent amendment orders:

- (i) Notification no. L-1/260/2021/CERC dated 14th March 2022 w.e.f. 05.12.2022
- (ii) Suo-moto order dated 26th Dec'2022 w.e.f. 28th Dec'2022
- (iii) Suo-moto order dated 6th Feb'2023 w.e.f. 8th Feb'2023
- (iv) Suo-moto order dated 9th Apr'2023 w.e.f. 10th Apr'2023

The payment by the constituents for the billed amounts shall be made to the Regional Deviation and Ancillary Service Pool Account Fund operated by NERLDC within 7 days of the issue of this Deviation-Account. In case of delayed payments against these bills beyond 7 days, the defaulting constituent shall pay surcharge @0.04% for each day of delay. The details of Deviation Accounts, both the statement as well as the data files, are available on NERPC website <https://www.nerpc.gov.in>.

Enclosed -As above.

भवदीय / Yours faithfully,


(एस. एम. आइमोल/ S. M. Aimol)

निदेशक / Director

अधीक्षण अभियंता/ Superintending Engineer

List of Addressees:

1. CMD, TSECL, Bidyut Bhawan, Agartala – 799 001
2. Director (Distribution), MePDCL, Lumjingshai, S.R. Road, Shillong – 793 001
3. Engineer-in-Chief (P&E), P&E Dept., Govt. of Mizoram, Aizawl – 796 001
4. Chief General Manager (Comml), APDCL, Bijulee Bhawan, Paltan Bazar, Guwahati – 781 001
5. Chief Engineer (Comm), Dept. of Power, Govt. of Arunachal Pradesh, Itanagar – 791 111
6. Managing Director, MSPDCL, Keishampat, Imphal-795 001.
7. E-in-C, Dept. of Power, Govt. of Nagaland, Kohima – 797 001
8. Chief Engineer, Loktak HE Project, Vidyut Vihar, Komkeirap, Manipur – 795 124
9. Executive Director (Comml.), NEEPCO Ltd., Lower New Colony, Shillong – 793 003
10. Executive Director, NERTS, POWERGRID, Lapalang, Shillong – 793 006
11. Managing Director, OTPC, Core 4 & Central, 10th Floor, SCOPE Minar, Laxmi Nagar, Delhi – 110092
12. GM (Comml.), NTPC, 3rd Floor OLIC building, Plot No.N.17/2, Nayapalli, Bhubaneshwar-12
13. CE (G. M.), CEA, SewaBhawan, R.K.Puram, New Delhi – 110 066.
14. G. M., NERLDC, Lower Nongrah, Dongtieh, Lapalang, Shillong - 6.
15. C.G.M (SLDC) AEGCL, Kahelipara, Guwahati.
16. Gen. Manager (Comml.), NHPC Ltd., NHPC Office complex, Sector –33, Faridabad-121003.
17. G.M (Commercial) APDCL, Bijulee Bhawan, Paltan Bazar, Guwahati - 781 001.
18. General Manager, Ranganadi HEP, NEEPCO, Yazlee, Ar. Pradesh
19. Project Manager, Doyang HEP, NEEPCO, Nagaland
20. Project Manager, AGBPP, NEEPCO Ltd., No. –III, Vill. Bokuloni, Dibrugarh, Assam.
21. Project Manager, AGTPP, NEEPCO Ltd., Ramchandranagar, Agartala, Tripura West- 799008.
22. Dy. G. M (Elect.), Kopili HEP, NEEPCO Ltd., Umrangso, N.C. Hills, Assam.
23. Supdt. Engr. (System Management) MeECL, Lumjingshai, Short Round Road, Shillong.
24. Supdt. Engr. (Commercial) Deptt. of Electricity, Govt.of Manipur, Keisampet, Imphal. 795001
25. Executive Engineer, MSLDC, P & E Dept., Chaltlang, Aizawl- 796012.
26. Supdt. Engr. Dimapur Sub-station Deptt. of Power, Govt.of Nagaland, Dimapur.
27. Dy. G. M. (Commercial) NERTS, Lower Nongrah, Dongtieh, Lapalang, Shillong - 6.
28. Dy. General Manager (ER), POWERGRID, Boring Road, Alankar Place, Patna - 800 001
29. DGM (Comml), OTPC, Core 4 & Central, 10th Floor, SCOPE Minar, Laxmi Nagar, Delhi – 110092
30. DGM (Comml.), NTPC, 3rd Floor OLIC building, Plot No.N.17/2, Nayapalli, Bhubaneshwar-12
31. AGM (Comml.), NTPC, Bongaigaon Thermal Power Project, P.O Salakati, Kokrajhar-783369
32. Addl. General Manager,Comml & Sys.Opn., TSECL,Banamalipur,Agartala.-799001.
33. Ex. Engr., SLDC, Deptt. of Power, Itanagar, Ar. Pradesh – 791 111
34. CEO, NVVNLtd., 7th Floor, Scope Complex, Lodhi Road, N.Delhi- 110 003
35. Power Trading Corpn. of India Ltd., 2nd Floor, NBCC Tower, 15-Bhikaji Cama Place, New Delhi – 66.
36. Member Secretary, NRPC,18-A,Shaheed Jeet Singh Marg,Katwaria Sarai, NewDelhi-110016.
37. Member Secretary, ERPC,14, Golf Club Road, Kolkata- 700 033.
38. Member Secretary, WRPC, Plot No F-3, MIDC Area, Opp Seepz, Marol, Andheri (E), Mumbai-400 093.
39. Member Secretary, SRPC, 29, Race Course Road, Bangalore- 560009.



(एस. एम. आइमोल/ S. M. Aimol)

निदेशक / Director

अधीक्षणअभियंता/ Superintending Engineer


NORTH EASTERN REGIONAL POWER COMMITTEE

**ABT based Deviation Charge Account
For the period 04.09.2023 TO 10.09.2023**

Page 1 of 4


CONSTITUENTS	SCHEDULE (MWH)	ACTUAL (MWH)	DEVIATION (MWH)	Receivable from the Deviation and Ancillary Service Pool Account(Rs) (A)	Payable to the Deviation and Ancillary Service Pool Account(Rs) (B)
BENEFICIARIES OF NORTH EASTERN REGION					
ARUNACHAL PRADESH	19,553.14	20,730.68	1,177.55	0	79,44,976
ASSAM	2,59,871.81	2,74,426.27	14,554.46	0	10,88,74,748
MANIPUR	19,160.91	18,596.82	-564.09	21,35,012	0
MEGHALAYA	8,231.09	6,727.65	-1,503.45	48,09,313	0
MIZORAM	9,553.56	8,423.34	-1,130.22	47,47,784	0
NAGALAND	19,146.93	18,004.12	-1,142.81	53,85,085	0
TRIPURA	43,186.39	44,289.79	1,103.40	0	92,81,767
BNC	190.98	192.31	1.33	0	47,683
CERC REGULATED GENERATORS (CGS/ISGS)					
AGBPP	27,863.01	30,854.78	2,991.77	92,38,029	0
AGTCCPP	12,202.56	12,699.01	496.45	16,67,057	0
BGTPP	91,447.86	89,988.20	-1,459.65	0	54,83,764
PALATANA	97,382.61	97,666.19	283.59	4,09,002	0
DOYANG	4,208.13	4,173.42	-34.71	0	3,41,863
KHANDONG	0.00	0.00	0.00	0	0
KOPILI	16,598.40	16,405.30	-193.10	0	39,44,134
KOPILI-2	4,149.60	4,154.67	5.07	20,290	0
LOKTAK	17,199.00	17,270.29	71.29	1,43,435	0
PARE	13,212.08	12,745.44	-466.63	0	47,45,423
RANGANADI	29,006.84	29,159.79	152.95	0	3,79,059
KAMENG	89,847.86	90,669.67	821.81	52,14,395	0
INTER- REGIONAL					
ER	-21,853.40	94,167.22	1,16,020.62	80,82,14,737	0
NR	0.00	-1,00,127.27	-1,00,127.27	0	69,40,17,039
TOTAL				841984139	835060455

Pool Balance (B - A) :	-6923684
LEGEND :	<i>In pool balance positive(+ve) means surplus in pool and negative(-ve) means deficit in pool</i>



 (एस.एम.आइमोल/S.M.Aismol)
 निदेशक/Director
 उ.पु.वि.स./NERPC
 विद्युत मंत्रालय/Min. of Power
 भारत सरकार/Govt. of India
 शिलांग/Shillong

NERPC, SHILLONG
Day-wise schedule, actual and Deviation charge statement
From 04/09/2023 to 10/09/2023

Date	Constituents	Total Schedule (MWH)	Total Actual (MWH)	Deviation (MWH)	Receivable from the Deviation and Ancillary Service Pool Account(Rs)	Payable to the Deviation and Ancillary Service Pool Account(Rs)
04/09/2023	ARUNACHAL PRADESH	2890.16	3106.72	216.56	155924.74	2072232.56
	ASSAM	39187.91	40909.90	1721.98	1686446.25	16349759.07
	MANIPUR	2806.95	2835.82	28.87	390919.24	1147399.98
	MEGHALAYA	1644.18	1388.17	-256.01	1246145.41	58001.02
	MIZORAM	1277.02	1161.77	-115.25	730340.42	154952.50
	NAGALAND	3068.08	2980.76	-87.32	649465.66	135887.88
	TRIPURA	7282.92	7496.17	213.25	393846.03	2535141.70
	AGBPP	4135.53	4371.25	235.71	780987.47	260661.21
	AGTCCPP	1817.39	1853.99	36.60	127968.66	48470.57
	BGTPP	13161.24	13114.69	-46.55	561403.78	791184.88
	BNC	25.91	27.48	1.57	8750.13	27372.78
	PALATANA	15658.72	15679.05	20.34	39043.21	99266.04
	DOYANG	808.75	820.50	11.75	22257.83	5754.52
	KHANDONG	0.00	0.00	0.00	0.00	0.00
	KOPILI	2371.20	2060.72	-310.48	176580.00	4234015.00
	KOPILI-2	592.80	594.81	2.01	8235.66	2357.92
	LOKTAK	2457.00	2469.42	12.42	21084.77	1621.84
	PARE	2280.00	2252.62	-27.39	43708.54	86483.17
	RANGANADI	4668.00	4711.53	43.53	80583.09	18376.57
	KAMENG	14399.52	14522.62	123.10	864701.77	0.00
	ER	-3378.56	11937.82	15316.38	153136037.96	0.00
	NR	0.00	-13343.13	-13343.13	0.00	133411536.90
	05/09/2023	ARUNACHAL PRADESH	2596.81	2923.89	327.08	81447.49
ASSAM		39635.32	42319.69	2684.37	1377702.28	27150663.40
MANIPUR		2759.33	2575.90	-183.43	1365052.03	85081.56
MEGHALAYA		903.16	741.33	-161.83	869028.03	509632.91
MIZORAM		1287.71	1199.25	-88.45	604365.95	112792.23
NAGALAND		2892.92	2796.51	-96.41	864932.82	109366.35
TRIPURA		7270.41	7537.26	266.85	538650.07	3686868.70
AGBPP		4226.21	4540.41	314.20	1045765.84	9998.85
AGTCCPP		1821.60	1884.68	63.08	287417.01	107329.53
BGTPP		16040.16	15599.28	-440.88	84550.85	1555660.34
BNC		28.14	28.04	-0.11	22367.30	27608.79
PALATANA		15614.32	15658.61	44.30	79971.27	6796.94
DOYANG		721.09	688.50	-32.59	36197.93	157579.91
KHANDONG		0.00	0.00	0.00	0.00	0.00
KOPILI		2371.20	2418.48	47.28	361590.47	0.00
KOPILI-2		592.80	592.24	-0.56	4420.05	3237.16
LOKTAK		2457.00	2465.42	8.42	16118.95	596.34
PARE		1967.07	1417.29	-549.78	109737.05	5135610.47
RANGANADI		4421.35	4444.47	23.12	69747.56	547492.85
KAMENG		14399.52	14509.24	109.72	862511.93	0.00
ER		-5656.95	8950.42	14607.37	130033893.14	0.00
NR		0.00	-11904.44	-11904.44	0.00	104704014.84
06/09/2023		ARUNACHAL PRADESH	2790.72	2942.61	151.89	735281.25
	ASSAM	39011.47	41458.20	2446.73	676565.52	20536780.69
	MANIPUR	2769.33	2530.86	-238.47	1997800.88	700405.68
	MEGHALAYA	946.07	685.56	-260.50	1119103.74	25414.45
	MIZORAM	1367.07	1292.31	-74.76	655568.05	190030.98
	NAGALAND	2816.95	2673.09	-143.85	989704.26	82316.83
	TRIPURA	6643.72	6775.76	132.04	1363346.14	2516787.17
	AGBPP	4023.28	4431.45	408.17	1397295.20	6011.72
	AGTCCPP	1776.39	1861.73	85.34	346323.72	36514.21
	BGTPP	13660.20	12909.85	-750.35	417353.70	3333528.38
	BNC	25.25	27.98	2.72	11804.91	35367.99
	PALATANA	14102.70	14145.48	42.77	81371.90	179.36
	DOYANG	447.80	455.94	8.14	22357.04	14455.05
	KHANDONG	0.00	0.00	0.00	0.00	0.00
	KOPILI	2371.20	2246.46	-124.74	375728.90	1697440.92
	KOPILI-2	592.80	593.54	0.74	4434.48	2327.47
	LOKTAK	2457.00	2467.09	10.09	22975.55	2041.08
	PARE	2200.00	2227.74	27.74	109614.87	2323.66
	RANGANADI	4200.50	4216.00	15.50	44029.11	35142.35
	KAMENG	13499.58	13666.98	167.40	113353.09	285.38
	ER	-2703.25	14345.87	17049.12	134905025.44	0.00
	NR	0.00	-14001.16	-14001.16	0.00	113121480.96


 (ए.म.एम.आइ.मोल/S.M.Aimol)
 निदेशक/Director
 उ.पु.वै.वि.स./NERPC
 बिहुत मंत्रालय/Min. of Power
 भारत सरकार/Govt. of India
 शिल्लोंग/Shillong


Date	Constituents	Total Schedule (MWH)	Total Actual (MWH)	Deviation (MWH)	Receivable from the Deviation and Ancillary Service Pool Account (Rs)	Payable to the Deviation and Ancillary Service Pool Account (Rs)
07/09/2023	ARUNACHAL PRADESH	2859.68	2843.09	-16.59	710641.30	754422.10
	ASSAM	38404.54	39826.05	1421.51	2165109.58	14372988.92
	MANIPUR	2737.62	2683.62	-54.01	585863.99	336848.70
	MEGHALAYA	1082.65	806.65	-276.00	925758.14	124948.57
	MIZORAM	1338.31	1165.77	-172.54	885834.54	72396.99
	NAGALAND	2664.86	2430.29	-234.57	1052732.83	32382.16
	TRIPURA	5600.44	5770.09	169.65	1276056.91	1921071.13
	AGBPP	3983.23	4496.23	513.00	1481339.95	7344.92
	AGTCCPP	1740.04	1789.16	49.12	261167.14	105890.42
	BGTPP	13012.98	12810.66	-202.32	248636.45	973256.60
	BNC	27.66	26.70	-0.96	19971.91	17283.60
	PALATANA	13439.55	13480.47	40.92	75978.98	1898.12
	DOYANG	409.79	408.33	-1.46	33271.78	109980.38
	KHANDONG	0.00	0.00	0.00	0.00	0.00
	KOPILI	2371.20	2419.34	48.14	293729.71	0.00
	KOPILI-2	592.80	592.32	-0.48	4496.84	3136.95
	LOKTAK	2457.00	2464.15	7.15	26021.07	7533.57
	PARE	1773.75	1793.76	20.01	66053.93	10155.75
	RANGANADI	4008.00	4053.77	45.77	87130.17	31150.47
	KAMENG	14399.34	14501.60	102.26	632426.52	0.00
	ER	-3923.90	12516.10	16440.00	110477852.05	0.00
	NR	0.00	-14545.89	-14545.89	0.00	99284060.15
	08/09/2023	ARUNACHAL PRADESH	2643.64	3000.37	356.73	288554.26
ASSAM		33734.53	35749.53	2015.00	892156.92	13068068.64
MANIPUR		2605.88	2567.82	-38.07	396792.78	510688.47
MEGHALAYA		1583.59	1286.63	-296.96	1086876.15	173021.34
MIZORAM		1409.70	1274.00	-135.71	795676.58	136195.57
NAGALAND		2562.36	2345.74	-216.62	916743.93	5887.25
TRIPURA		5290.98	5237.30	-53.68	644847.00	704679.12
AGBPP		3877.84	4407.86	530.02	1517555.56	3696.62
AGTCCPP		1723.60	1803.79	80.19	333504.84	49210.13
BGTPP		12546.08	12532.22	-13.86	464052.00	644368.10
BNC		28.30	27.51	-0.79	17828.71	15157.04
PALATANA		12922.99	12970.40	47.41	83573.44	0.00
DOYANG		475.25	468.29	-6.96	26543.59	76166.56
KHANDONG		0.00	0.00	0.00	0.00	0.00
KOPILI		2371.20	2420.11	48.91	304693.04	0.00
KOPILI-2		592.80	593.15	0.35	4747.06	2270.03
LOKTAK		2457.00	2464.44	7.44	20703.75	4587.48
PARE		1705.00	1722.40	17.40	62377.34	13891.61
RANGANADI		4008.00	4021.66	13.66	50232.86	23998.25
KAMENG		11549.90	11670.40	120.50	760437.65	0.00
ER		-4196.94	12277.42	16474.36	97763392.23	0.00
NR		0.00	-14548.95	-14548.95	0.00	88063717.62
09/09/2023		ARUNACHAL PRADESH	2734.46	2855.87	121.41	411935.13
	ASSAM	34990.91	38005.04	3014.13	11610.44	17549589.42
	MANIPUR	2673.45	2739.15	65.70	226913.41	592827.21
	MEGHALAYA	775.91	708.76	-67.15	594955.06	662135.74
	MIZORAM	1472.89	1212.97	-259.91	935164.84	6226.47
	NAGALAND	2535.27	2364.71	-170.56	778279.87	15422.66
	TRIPURA	5546.02	5756.42	210.40	299771.41	1522416.37
	AGBPP	3829.51	4346.69	517.17	1717615.27	619.04
	AGTCCPP	1667.55	1756.14	88.59	339552.32	8252.04
	BGTPP	11919.85	11948.19	28.34	528080.79	409580.75
	BNC	28.22	27.98	-0.24	13643.41	17712.24
	PALATANA	12852.09	12894.48	42.39	78027.53	311.15
	DOYANG	512.08	517.26	5.18	50374.44	52457.88
	KHANDONG	0.00	0.00	0.00	0.00	0.00
	KOPILI	2371.20	2420.02	48.82	308980.18	0.00
	KOPILI-2	592.80	594.82	2.02	5555.73	1483.82
	LOKTAK	2457.00	2473.51	16.51	32494.18	1004.27
	PARE	1526.25	1552.73	26.48	87346.54	19950.64
	RANGANADI	3843.00	3850.57	7.57	53783.53	92811.57
	KAMENG	10800.00	10902.33	102.33	640333.95	0.00
	ER	-1897.94	16398.32	18296.25	109326034.67	0.00
	NR	0.00	-14826.62	-14826.62	0.00	88351928.72


 (एस.एम. आइमल/S.M. Aimal)
 निदेशक/Director
 उ.पु. से.सि.स./NERPC
 विद्युत मंत्रालय/Min. of Power
 भारत सरकार/Govt. of India
 शिलांग/Shillong

Date	Constituents	Total Schedule (MWH)	Total Actual (MWH)	Deviation (MWH)	Receivable from the Deviation and Ancillary Service Pool Account(Rs)	Payable to the Deviation and Ancillary Service Pool Account(Rs)
10/09/2023	ARUNACHAL PRADESH	3037.65	3058.12	20.46	493941.38	366896.84
	ASSAM	34907.13	36157.86	1250.73	1011505.21	7667993.70
	MANIPUR	2808.34	2663.65	-144.68	593123.85	48202.74
	MEGHALAYA	1295.54	1110.54	-185.00	707927.97	187327.58
	MIZORAM	1400.86	1117.27	-283.59	813428.52	0.00
	NAGALAND	2606.60	2442.00	-164.60	522278.23	17789.87
	TRIPURA	5551.91	5716.78	164.88	196400.93	1107721.55
	AGBPP	3787.41	4260.90	473.49	1585856.59	53.86
	AGTCCPP	1656.00	1749.53	93.53	342014.25	15224.12
	BGTPP	11107.36	11073.31	-34.05	550666.52	630929.14
	BNC	27.49	26.63	-0.86	9815.21	11361.41
	PALATANA	12792.24	12837.69	45.46	79528.20	41.08
	DOYANG	833.88	814.59	-19.28	23869.83	140341.01
	KHANDONG	0.00	0.00	0.00	0.00	0.00
	KOPILI	2371.20	2420.16	48.96	166020.07	0.00
	KOPILI-2	592.80	593.79	0.99	5370.35	2156.59
	LOKTAK	2457.00	2466.26	9.26	25089.57	3667.88
	PARE	1760.00	1778.92	18.92	94446.71	29392.23
	RANGANADI	3858.00	3861.80	3.80	27975.58	43569.09
	KAMENG	10800.00	10896.51	96.51	320716.30	0.00
ER	-95.87	17741.27	17837.14	72572501.32	0.00	
NR	0.00	-16957.09	-16957.09	0.00	67080299.51	

SUMMARY OF WEEKLY DEVIATION CHARGES

	Constituents	Total Schedule (MWH)	Total Actual (MWH)	Deviation (MWH)	Receivable from the Deviation and Ancillary Service Pool Account(Rs)	Payable to the Deviation and Ancillary Service Pool Account(Rs)
FOR THE WEEK FROM 04/09/2023 TO 10/09/2023	ARUNACHAL PRADESH	19553.14	20730.68	1177.55	2877725.54	10822701.75
	ASSAM	259871.81	274426.27	14554.46	7821096.20	116695843.84
	MANIPUR	19160.91	18596.82	-564.09	5556466.18	3421454.33
	MEGHALAYA	8231.09	6727.65	-1503.45	6549794.50	1740481.60
	MIZORAM	9553.56	8423.34	-1130.22	5420378.91	672594.74
	NAGALAND	19146.93	18004.12	-1142.81	5774137.61	389053.00
	TRIPURA	43186.39	44289.79	1103.40	4712918.51	13994685.74
	AGBPP	27853.01	30854.78	2991.77	9526415.86	283386.22
	AGTCCPP	12202.56	12699.01	496.45	2037947.95	370891.02
	BGTPP	91447.86	89988.20	-1459.65	2854744.08	8338508.20
	BNC	190.98	192.31	1.33	104181.58	151863.84
	PALATANA	97382.61	97666.19	283.59	517494.51	108492.69
	DOYANG	4208.13	4173.42	-34.71	214872.44	556735.31
	KHANDONG	0.00	0.00	0.00	0.00	0.00
	KOPILI	16598.40	16405.30	-193.10	1987322.37	5931455.92
	KOPILI-2	4149.60	4154.67	5.07	37260.17	16969.94
	LOKTAK	17199.00	17270.29	71.29	164487.83	21052.45
	PARE	13212.08	12745.44	-466.63	573284.99	5318707.52
	RANGANADI	29006.84	29159.79	152.95	413481.89	792541.15
	KAMENG	89847.86	90669.67	821.81	5214680.72	285.38
ER	-21853.40	94167.22	116020.62	808214736.82	0.00	
NR	0.00	-100127.27	-100127.27	0.00	694017038.71	


 (एस.एम. आइमोल/S.M. Aimol)
 निदेशक/Director
 उच्च शक्ति/NERPC
 विद्युत मंत्रालय/Min. of Power
 भारत सरकार/Govt. of India
 शिल्लोन्ग/Shillong


NORTH EASTERN REGIONAL POWER COMMITTEE

**ABT based Deviation Charge Account
For the period 11.09.2023 TO 17.09.2023**

Page 1 of 4


CONSTITUENTS	SCHEDULE (MWH)	ACTUAL (MWH)	DEVIATION (MWH)	Receivable from the Deviation and Ancillary Service Pool Account(Rs) (A)	Payable to the Deviation and Ancillary Service Pool Account(Rs) (B)
BENEFICIARIES OF NORTH EASTERN REGION					
ARUNACHAL PRADESH	20,576.00	21,502.98	926.98	0	61,21,920
ASSAM	2,63,204.63	2,79,087.21	15,882.58	0	11,67,00,737
MANIPUR	19,125.60	19,056.77	-68.83	0	14,37,884
MEGHALAYA	6,743.63	5,773.16	-970.47	14,37,805	0
MIZORAM	9,451.56	8,211.23	-1,240.33	44,55,031	0
NAGALAND	18,834.30	16,888.75	-1,945.54	81,25,806	0
TRIPURA	41,505.98	42,590.87	1,084.90	0	85,86,888
BNC	198.02	194.44	-3.59	0	21,573
CERC REGULATED GENERATORS (CGS/ISGS)					
AGBPP	30,349.02	31,890.28	1,541.26	58,76,839	0
AGTCCPP	12,316.26	12,863.38	547.12	16,36,503	0
BGTPP	97,120.50	96,464.94	-655.56	0	22,47,074
PALATANA	88,412.14	88,718.64	306.49	5,68,090	0
DOYANG	10,197.60	10,216.14	18.54	0	2,284
KHANDONG	0.00	0.00	0.00	0	0
KOPILI	14,809.90	14,603.33	-206.57	0	14,07,774
KOPILI-2	4,149.60	4,147.81	-1.79	9,669	0
LOKTAK	16,539.01	16,606.27	67.26	1,39,030	0
PARE	9,617.30	9,783.79	166.49	3,86,378	0
RANGANADI	22,063.33	22,178.17	114.84	0	70,304
KAMENG	75,149.95	75,618.04	468.09	25,20,770	0
INTER- REGIONAL					
ER	7,943.56	1,37,302.44	1,29,358.88	82,69,86,235	0
NR	0.00	-1,18,663.56	-1,18,663.56	0	76,02,22,794
TOTAL				852142156	896819231

Pool Balance (B - A) :	44677075
LEGEND :	In pool balance positive(+ve) means surplus in pool and negative(-ve) means deficit in pool



 (एस.एम. आइमोल/S.M. Aimol)
 निदेशक/Director
 उ.पू.के.वि.म./NERPC
 विद्युत मंत्रालय/Min. of Power
 भारत सरकार/Govt. of India
 शिलांग/Shillong

NERPC, SHILLONG
Day-wise schedule, actual and Deviation charge statement
From 11/09/2023 to 17/09/2023

Date	Constituents	Total Schedule (MWH)	Total Actual (MWH)	Deviation (MWH)	Receivable from the Deviation and Ancillary Service Pool Account(Rs)	Payable to the Deviation and Ancillary Service Pool Account(Rs)
11/09/2023	ARUNACHAL PRADESH	2969.21	3044.39	75.18	324809.88	771245.45
	ASSAM	35488.37	36979.70	1491.33	371442.03	7175939.49
	MANIPUR	2764.20	2730.88	-33.32	318802.69	222935.76
	MEGHALAYA	1566.10	1325.18	-240.92	583658.30	184640.66
	MIZORAM	1616.22	1369.08	-247.14	682128.99	24346.71
	NAGALAND	2667.54	2420.07	-247.47	683624.59	40359.77
	TRIPURA	6046.99	6104.83	57.85	666275.50	691610.26
	AGBPP	4122.24	4464.31	342.07	1053423.88	19084.10
	AGTCCPP	1242.08	1360.54	118.46	292267.94	51292.30
	BGTPP	12542.41	12387.22	-155.19	158312.47	645281.87
	BNC	28.38	27.15	-1.24	13900.87	10198.22
	PALATANA	13566.87	13611.61	44.73	73095.77	783.78
	DOYANG	1695.00	1674.03	-20.97	9987.81	114998.43
	KHANDONG	0.00	0.00	0.00	0.00	0.00
	KOPILI	2198.30	2100.26	-98.04	119505.57	847142.98
	KOPILI-2	592.80	592.12	-0.68	3729.80	2779.24
	LOKTAK	2457.00	2465.46	8.46	25610.28	6293.63
	PARE	1677.50	1685.49	7.99	57414.16	31359.28
	RANGANADI	3561.00	3583.82	22.83	47211.07	24517.43
	KAMENG	10800.00	10877.75	77.75	267399.20	0.00
	ER	405.90	17497.52	17091.62	89316482.06	0.00
NR	0.00	-16954.18	-16954.18	0.00	87545658.17	
12/09/2023	ARUNACHAL PRADESH	2851.74	3016.21	164.47	399773.94	1410621.74
	ASSAM	36921.06	39010.62	2089.56	190073.19	15309909.02
	MANIPUR	2695.18	2736.10	40.91	162696.43	600992.03
	MEGHALAYA	406.55	383.17	-23.38	660056.96	1351458.72
	MIZORAM	1452.16	1213.29	-238.87	961372.15	147629.15
	NAGALAND	274.26	2583.58	2311.32	673809.74	23398.98
	TRIPURA	5928.72	5992.91	64.19	1126206.33	1238318.29
	AGBPP	4121.55	4411.59	290.04	1236970.68	4385.96
	AGTCCPP	1766.12	1847.84	81.72	357663.40	48208.41
	BGTPP	13769.77	13627.41	-142.36	267485.62	781811.97
	BNC	28.37	27.59	-0.78	17112.74	19359.35
	PALATANA	12672.42	12714.44	42.02	78988.58	0.00
	DOYANG	1682.85	1683.33	0.48	895.03	9747.00
	KHANDONG	0.00	0.00	0.00	0.00	0.00
	KOPILI	1550.00	1592.38	42.39	221614.43	0.00
	KOPILI-2	592.80	594.13	1.33	5016.75	1667.49
	LOKTAK	2457.00	2472.05	15.05	29763.05	896.26
	PARE	1375.00	1427.60	52.59	146710.20	12750.92
	RANGANADI	3383.00	3412.10	29.10	61912.32	37799.57
	KAMENG	10800.00	10878.62	78.62	433892.21	723.80
	ER	-1364.83	18504.94	19869.77	117282022.58	0.00
NR	0.00	-16955.49	-16955.49	0.00	101919968.22	
13/09/2023	ARUNACHAL PRADESH	3002.22	3013.90	11.68	852092.21	855758.66
	ASSAM	36619.53	38685.81	2066.28	278699.48	17070423.59
	MANIPUR	2604.54	2647.61	43.07	249610.63	594986.70
	MEGHALAYA	296.78	65.56	-231.23	724303.74	236085.97
	MIZORAM	1452.76	1258.11	-194.65	968587.18	20656.35
	NAGALAND	2489.36	2261.24	-228.11	1368119.88	41643.46
	TRIPURA	5688.55	5949.97	261.42	82996.16	2031219.32
	AGBPP	4219.82	4478.91	259.09	1047876.89	74914.99
	AGTCCPP	1827.57	1947.89	120.32	332804.76	96123.51
	BGTPP	14933.57	14667.19	-266.37	188164.19	1168384.90
	BNC	27.83	26.89	-0.94	19858.54	22681.47
	PALATANA	12311.98	12359.39	47.41	94480.14	0.00
	DOYANG	1677.50	1676.02	-1.48	6200.97	14354.92
	KHANDONG	0.00	0.00	0.00	0.00	0.00
	KOPILI	1725.00	1648.61	-76.39	209593.73	741207.94
	KOPILI-2	592.80	594.92	2.12	4978.53	1199.41
	LOKTAK	2457.00	2467.66	10.66	21404.18	948.53
	PARE	1546.05	1554.16	8.11	64909.89	90769.94
	RANGANADI	3718.00	3742.36	24.36	44577.07	27085.57
	KAMENG	10800.00	10876.58	76.58	562105.43	468.92
	ER	-2248.56	16067.90	18316.46	122761381.55	0.00
NR	0.00	-16954.91	-16954.91	0.00	113635513.30	


 (ए.एम.अल्मोल/S.M.Almol)
 निदेशक/Director
 उ.पु.शक्ति/NERPC
 विद्युत मंत्रालय/Min. of Power
 भारत सरकार/Govt. of India
 शिलांग/Shillong


Date	Constituents	Total Schedule (MWH)	Total Actual (MWH)	Deviation (MWH)	Receivable from the Deviation and Ancillary Service Pool Account(Rs)	Payable to the Deviation and Ancillary Service Pool Account(Rs)
14/09/2023	ARUNACHAL PRADESH	2887.04	3020.75	133.71	457879.05	1664796.75
	ASSAM	38184.50	41148.71	2964.21	750155.77	32511093.92
	MANIPUR	2696.94	2691.46	-5.48	933255.15	1007136.22
	MEGHALAYA	240.07	68.06	-172.01	1129640.19	671498.65
	MIZORAM	1339.44	1280.31	-59.14	841552.31	428065.50
	NAGALAND	2670.20	2573.59	-96.61	791999.16	70421.19
	TRIPURA	5943.37	6139.53	196.16	623952.20	2865255.88
	AGBPP	4802.50	4849.48	46.98	559449.39	325186.97
	AGTCCPP	1934.25	1987.33	53.08	262669.56	22155.11
	BGTPP	16131.38	16089.12	-42.26	292387.70	518403.11
	BNC	28.29	28.21	-0.08	23864.55	28308.27
	PALATANA	12385.00	12430.13	45.13	98976.16	0.00
	DOYANG	1664.15	1664.45	0.30	11796.83	20948.34
	KHANDONG	0.00	0.00	0.00	0.00	0.00
	KOPILI	2371.20	2379.82	8.62	277463.97	250772.94
	KOPILI-2	592.80	595.37	2.57	5979.52	1078.33
	LOKTAK	2457.00	2467.67	10.67	24674.46	1747.57
	PARE	1320.00	1367.04	47.04	146636.72	9655.79
	RANGANADI	2715.50	2744.33	28.83	66530.35	34297.62
	KAMENG	10349.27	10295.27	-54.00	702353.72	1045406.12
	ER	-914.52	18130.61	19045.13	151433600.89	0.00
NR	0.00	-16953.45	-16953.45	0.00	134561675.98	
15/09/2023	ARUNACHAL PRADESH	2936.05	3166.48	230.43	297374.50	2411656.21
	ASSAM	39233.12	41734.21	2501.09	0.00	21390085.03
	MANIPUR	2731.45	2829.41	97.97	170807.93	987552.83
	MEGHALAYA	510.43	382.63	-127.80	795329.16	595201.93
	MIZORAM	1166.65	1079.48	-87.17	817894.17	619075.99
	NAGALAND	2698.80	2114.05	-584.75	2142968.78	62210.75
	TRIPURA	5931.11	6066.70	135.59	573566.95	2014428.09
	AGBPP	4708.87	4795.69	86.81	494678.05	150700.34
	AGTCCPP	1913.45	1956.00	42.55	182085.56	24584.80
	BGTPP	15077.99	15000.13	-77.86	296030.61	528401.57
	BNC	28.33	27.57	-0.76	22329.83	23316.24
	PALATANA	12347.66	12387.87	40.22	74767.23	0.00
	DOYANG	1418.25	1435.96	17.71	61180.14	2092.30
	KHANDONG	0.00	0.00	0.00	0.00	0.00
	KOPILI	2371.20	2418.90	47.70	346014.09	0.00
	KOPILI-2	592.80	591.99	-0.81	3325.25	3226.03
	LOKTAK	2457.00	2465.30	8.30	16829.77	1223.46
	PARE	1196.25	1202.01	5.76	48597.10	38433.67
	RANGANADI	2980.93	2972.29	-8.64	31425.51	77657.99
	KAMENG	10800.00	10896.51	96.51	726041.56	808.19
	ER	1021.21	19367.32	18346.12	145786315.87	0.00
NR	0.00	-16956.07	-16956.07	0.00	134500962.97	
16/09/2023	ARUNACHAL PRADESH	2931.29	3055.47	124.19	583892.31	1225280.65
	ASSAM	39069.39	41596.90	2527.52	453374.62	17278481.19
	MANIPUR	2781.42	2632.41	-149.00	969149.73	965142.20
	MEGHALAYA	1496.69	1385.51	-111.19	791443.71	367525.83
	MIZORAM	1288.10	1159.45	-128.65	813175.34	9324.12
	NAGALAND	2746.87	2229.63	-517.24	2618947.50	348606.12
	TRIPURA	6198.20	6428.05	229.85	131426.82	1855429.00
	AGBPP	4243.46	4511.82	268.36	1170700.83	81303.37
	AGTCCPP	1843.29	1885.03	41.74	182277.81	33175.74
	BGTPP	12596.58	12641.85	45.27	601811.32	420156.77
	BNC	28.41	29.06	0.65	11930.64	23950.19
	PALATANA	12437.62	12481.51	43.90	79493.96	0.00
	DOYANG	1212.25	1217.43	5.18	23253.71	10910.86
	KHANDONG	0.00	0.00	0.00	0.00	0.00
	KOPILI	2371.20	2342.34	-28.86	282429.41	587068.15
	KOPILI-2	592.80	590.91	-1.89	3785.37	4053.54
	LOKTAK	2127.01	2135.05	8.05	24008.57	4177.38
	PARE	1320.00	1345.27	25.27	82408.43	21673.19
	RANGANADI	3097.40	3087.21	-10.19	36507.99	180738.30
	KAMENG	10799.99	10894.98	94.99	583485.66	0.00
	ER	5282.17	23499.65	18217.48	123568769.52	0.00
NR	0.00	-16952.58	-16952.58	0.00	116876690.96	


 (एस.एम.आइमो) (S.M. Aimo)
 निदेशक/Director
 वल्लभ वि.म./NERPC
 विद्युत मंत्रालय/Min. of Power
 भारत सरकार/Govt. of India
 शिलांग/Shillong

Date	Constituents	Total Schedule (MWH)	Total Actual (MWH)	Deviation (MWH)	Receivable from the Deviation and Ancillary Service Pool Account(Rs)	Payable to the Deviation and Ancillary Service Pool Account(Rs)
17/09/2023	ARUNACHAL PRADESH	2998.46	3185.77	187.31	99821.91	798204.20
	ASSAM	37688.65	39931.24	2242.60	194644.27	8203194.16
	MANIPUR	2851.86	2788.89	-62.97	262661.78	126122.45
	MEGHALAYA	2227.01	2163.07	-63.94	394911.15	235126.19
	MIZORAM	1136.23	851.52	-284.72	743318.40	123905.62
	NAGALAND	2837.27	2705.58	-131.69	498614.00	69911.19
	TRIPURA	5769.04	5912.88	143.85	569886.87	1664937.68
	AGBPP	4130.58	4378.48	247.90	1098936.90	129621.46
	AGTCCPP	1789.51	1878.76	89.25	319614.77	17340.65
	BGTPP	12068.81	12052.02	-16.79	360931.55	349757.27
	BNC	28.40	27.97	-0.43	8624.04	11380.65
	PALATANA	12690.59	12733.67	43.08	70195.95	1124.27
	DOYANG	847.60	864.92	17.32	62895.74	13532.66
	KHANDONG	0.00	0.00	0.00	0.00	0.00
	KOPILI	2223.00	2121.02	-101.98	90408.71	528611.39
	KOPILI-2	592.80	588.38	-4.42	2559.45	5701.48
	LOKTAK	2127.00	2133.08	6.07	14795.38	2768.90
	PARE	1182.50	1202.23	19.73	81675.51	37331.41
	RANGANADI	2607.50	2636.05	28.55	49619.25	25990.70
	KAMENG	10799.99	10898.33	98.34	292898.86	0.00
ER	5762.21	24234.50	18472.29	76837662.78	0.00	
NR	0.00	-16936.87	-16936.87	0.00	71182324.81	

SUMMARY OF WEEKLY DEVIATION CHARGES

	Constituents	Total Schedule (MWH)	Total Actual (MWH)	Deviation (MWH)	Receivable from the Deviation and Ancillary Service Pool Account(Rs)	Payable to the Deviation and Ancillary Service Pool Account(Rs)
FOR THE WEEK FROM 11/09/2023 TO 17/09/2023	ARUNACHAL PRADESH	20576.00	21502.98	926.98	3015643.80	9137563.65
	ASSAM	263204.63	279087.21	15882.58	2238389.36	118939126.40
	MANIPUR	19125.60	19056.77	-68.83	3066984.34	4504868.19
	MEGHALAYA	6743.63	5773.16	-970.47	5079343.22	3641537.96
	MIZORAM	9451.56	8211.23	-1240.33	5828033.81	1373002.92
	NAGALAND	18834.30	16888.75	-1945.54	8782357.72	656551.28
	TRIPURA	41505.98	42590.87	1084.90	3774310.84	12361198.53
	AGBPP	30349.02	31890.28	1541.26	6662036.61	785197.19
	AGTCCPP	12316.26	12863.38	547.12	1929383.80	292880.53
	BGTPP	97120.50	96464.94	-655.56	2165123.46	4412197.45
	BNC	198.02	194.44	-3.59	117621.21	139194.39
	PALATANA	88412.14	88718.64	306.49	569997.79	1908.05
	DOYANG	10197.60	10216.14	18.54	184300.22	186584.52
	KHANDONG	0.00	0.00	0.00	0.00	0.00
	KOPILI	14809.90	14603.33	-206.57	1547029.91	2954803.41
	KOPILI-2	4149.60	4147.81	-1.79	29374.67	19705.53
	LOKTAK	16539.01	16606.27	67.26	157085.71	18055.74
	PARE	9617.30	9783.79	166.49	628352.01	241974.21
	RANGANADI	22063.33	22178.17	114.84	337783.57	408087.13
	KAMENG	75149.95	75618.04	468.09	3568176.63	1047407.09
ER	7943.56	137302.44	129358.88	826986235.26	0.00	
NR	0.00	-118663.56	-118663.56	0.00	760222794.41	


(S.M. Aismol/Director
NERPC
विद्युत मंत्रालय/Min. of Power
भारत सरकार/Govt. of India
शिलांग/Shillong