



Government of India  
Ministry of Power  
North Eastern Regional Power Committee  
Lapalang, Shillong 793006

No. NERPC/Dev/2023/4922-4960

Dt: 25<sup>th</sup> Oct., 2023

सेवा में / To,  
संलग्न सूची के अनुसार  
As per list enclosed.

**Sub: Provisional DSM under ABT regime for the period from 02.10.23 to 15.10.23 (2 weeks) – reg.**

सर/मैडम,  
Sir/Madam,

The Provisional statements giving details of Deviation charges account with payable / receivable particulars, for the period 02.10.23 to 15.10.23 (2 weeks) is enclosed. Deviation charges have been calculated as per following CERC Notification and subsequent amendment orders:

- (i) Notification no. L-1/260/2021/CERC dated 14th March 2022 w.e.f. 05.12.2022
- (ii) Suo-moto order dated 26<sup>th</sup> Dec'2022 w.e.f. 28<sup>th</sup> Dec'2022
- (iii) Suo-moto order dated 6<sup>th</sup> Feb'2023 w.e.f. 8<sup>th</sup> Feb'2023
- (iv) Suo-moto order dated 9<sup>th</sup> Apr'2023 w.e.f. 10<sup>th</sup> Apr'2023

The payment by the constituents for the billed amounts shall be made to the Regional Deviation and Ancillary Service Pool Account Fund operated by NERLDC within 7 days of the issue of this Deviation-Account. In case of delayed payments against these bills beyond 7 days, the defaulting constituent shall pay surcharge @0.04% for each day of delay. The details of Deviation Accounts, both the statement as well as the data files, are available on NERPC website <https://www.nerpc.gov.in>.

Constituents may send their observation/ comments, if any on the same within 15 days from the date of issue of the account. In case no communication is received from constituents, the provisional DSM account statement as issued would be treated as final.

Enclosed -As above.

भवदीय / Yours faithfully,

(एस. एम. आइमोल/ S. M. Aimol)

निदेशक / Director

अधीक्षण अभियंता/ Superintending Engineer

List of Addressees:

1. CMD, TSECL, Bidyut Bhawan, Agartala – 799 001
2. Director (Distribution), MePDCL, Lumjingshai, S.R. Road, Shillong – 793 001
3. Engineer-in-Chief (P&E), P&E Dept., Govt. of Mizoram, Aizawl – 796 001
4. Chief General Manager (Comml), APDCL, Bijulee Bhawan, Paltan Bazar, Guwahati – 781 001
5. Chief Engineer (Comm), Dept. of Power, Govt. of Arunachal Pradesh, Itanagar – 791 111
6. Managing Director, MSPDCL, Keishampat, Imphal-795 001.
7. E-in-C, Dept. of Power, Govt. of Nagaland, Kohima – 797 001
8. Chief Engineer, Loktak HE Project, Vidyut Vihar, Komkeirap, Manipur – 795 124
9. Executive Director (Comml.), NEEPCO Ltd., Lower New Colony, Shillong – 793 003
10. Executive Director, NERTS, POWERGRID, Lapalang, Shillong – 793 006
11. Managing Director, OTPC, Core 4 & Central, 10th Floor, SCOPE Minar, Laxmi Nagar, Delhi – 110092
12. GM (Comml.), NTPC, 3<sup>rd</sup> Floor OLIC building, Plot No.N.17/2, Nayapalli, Bhubaneshwar-12
13. CE (G. M.), CEA, SewaBhawan, R.K.Puram, New Delhi – 110 066.
14. G. M., NERLDC, Lower Nongrah, Dongtieh, Lapalang, Shillong - 6.
15. C.G.M (SLDC ) AEGCL, Kahelipara, Guwahati.
16. Gen. Manager (Comml.), NHPC Ltd., NHPC Office complex, Sector –33, Faridabad-121003.
17. G.M (Commercial) APDCL, Bijulee Bhawan, Paltan Bazar, Guwahati - 781 001.
18. General Manager, Ranganadi HEP, NEEPCO, Yazlee, Ar. Pradesh
19. Project Manager, Doyang HEP, NEEPCO, Nagaland
20. Project Manager, AGBPP, NEEPCO Ltd., No. –III, Vill. Bokuloni, Dibrugarh, Assam.
21. Project Manager, AGTPP, NEEPCO Ltd., Ramchandranagar, Agartala, Tripura West- 799008.
22. Dy. G. M (Elect.), Kopili HEP, NEEPCO Ltd., Umrangso, N.C. Hills, Assam.
23. Supdt. Engr. (System Management) MeECL, Lumjingshai, Short Round Road, Shillong.
24. Supdt. Engr. (Commercial) Deptt. of Electricity, Govt.of Manipur, Keisampet, Imphal. 795001
25. Executive Engineer, MSLDC, P & E Dept., Chaltlang, Aizawl- 796012.
26. Supdt. Engr. Dimapur Sub-station Deptt. of Power, Govt.of Nagaland, Dimapur.
27. Dy. G. M. (Commercial) NERTS, Lower Nongrah, Dongtieh, Lapalang, Shillong - 6.
28. Dy. General Manager (ER), POWERGRID, Boring Road, Alankar Place, Patna - 800 001
29. DGM (Comml), OTPC, Core 4 & Central, 10th Floor, SCOPE Minar, Laxmi Nagar, Delhi – 110092
30. DGM (Comml.), NTPC, 3<sup>rd</sup> Floor OLIC building, Plot No.N.17/2, Nayapalli, Bhubaneshwar-12
31. AGM (Comml.), NTPC, Bongaigaon Thermal Power Project, P.O Salakati, Kokrajhar-783369
32. Addl. General Manager,Comml & Sys.Opn., TSECL,Banamalipur,Agartala.-799001.
33. Ex. Engr., SLDC, Deptt. of Power, Itanagar, Ar. Pradesh – 791 111
34. CEO, NVVNLtd., 7<sup>th</sup> Floor, Scope Complex, Lodhi Road, N.Delhi- 110 003
35. Power Trading Corpn. of India Ltd., 2<sup>nd</sup> Floor, NBCC Tower, 15-Bhikaji Cama Place, New Delhi – 66.
36. Member Secretary, NRPC,18-A,Shaheed Jeet Singh Marg,Katwaria Sarai, NewDelhi-110016.
37. Member Secretary, ERPC,14, Golf Club Road, Kolkata- 700 033.
38. Member Secretary, WRPC, Plot No F-3, MIDC Area, Opp Seepz, Marol, Andheri (E), Mumbai-400 093.
39. Member Secretary, SRPC, 29, Race Course Road, Bangalore- 560009.



(एस. एम. आइमोल/ S. M. Aimol)

निदेशक / Director

अधीक्षण अभियंता/ Superintending Engineer


**NORTH EASTERN REGIONAL POWER COMMITTEE**

**ABT based Deviation Charge Account  
For the period 02.10.2023 TO 08.10.2023**

Page 1 of 4

CONSTITUENTS	SCHEDULE (MWH)	ACTUAL (MWH)	DEVIATION (MWH)	Receivable from the Deviation and Ancillary Service Pool Account(Rs) (A)	Payable to the Deviation and Ancillary Service Pool Account(Rs) (B)
<b>BENEFICIARIES OF NORTH EASTERN REGION</b>					
ARUNACHAL PRADESH	18,804.41	19,958.64	1,154.24	0	1,13,58,200
ASSAM	2,01,931.31	2,08,307.96	6,376.65	0	5,30,82,705
MANIPUR	19,785.32	18,841.95	-943.37	60,90,999	0
MEGHALAYA	14,638.10	12,606.08	-2,032.02	83,00,649	0
MIZORAM	7,934.76	6,701.56	-1,233.20	59,32,772	0
NAGALAND	17,511.49	16,692.61	-818.89	46,98,197	0
TRIPURA	35,992.10	35,204.66	-787.44	18,25,075	0
BNC	174.76	173.54	-1.22	0	12,924
<b>CERC REGULATED GENERATORS (CGS/ISGS)</b>					
AGBPP	27,755.11	30,050.16	2,295.05	58,75,497	0
AGTCCPP	10,937.83	11,871.89	934.05	19,90,098	0
BGTPP	1,02,231.25	1,01,256.50	-974.75	0	34,04,554
PALATANA	87,178.54	87,564.22	385.68	7,42,661	0
DOYANG	5,591.83	5,672.49	80.66	0	40,543
KHANDONG	0.00	0.00	0.00	0	0
KOPILI	16,041.74	16,029.04	-12.70	0	3,52,417
KOPILI-2	3,972.33	3,994.13	21.80	12,155	0
LOKTAK	14,941.43	15,027.34	85.90	1,81,740	0
PARE	12,958.55	13,165.75	207.20	6,74,456	0
RANGANADI	33,984.02	34,471.95	487.93	7,09,466	0
KAMENG	60,132.90	61,141.89	1,008.99	53,73,534	0
<b>INTER- REGIONAL</b>					
ER	-15,693.98	42,377.79	58,071.78	37,37,24,160	0
NR	0.00	-95,025.89	-95,025.89	0	65,13,45,872
<b>TOTAL</b>				<b>416131460</b>	<b>719597216</b>


Pool Balance (B - A) :	303465756
LEGEND :	In pool balance positive(+ve) means surplus in pool and negative(-ve) means deficit in pool

  
 (एस एम आइमल/S.M.Aimal)  
 निदेशक/Director  
 उ.पू.वि.स/NERPC  
 विद्युत मंत्रालय/Min. of Power  
 भारत सरकार/Govt. of India  
 शिलांग/Shillong

**NERPC, SHILLONG**  
Day-wise schedule, actual and Deviation charge statement  
From 02/10/2023 to 08/10/2023

Page 2 of 4


Date	Constituents	Total Schedule (MWH)	Total Actual (MWH)	Deviation (MWH)	Receivable from the Deviation and Ancillary Service Pool Account(Rs)	Payable to the Deviation and Ancillary Service Pool Account(Rs)
02/10/2023	ARUNACHAL PRADESH	2619.91	2935.30	315.39	115032.62	1464658.06
	ASSAM	32823.39	34031.86	1208.48	450623.28	4955681.25
	MANIPUR	2769.39	2747.46	-21.93	217753.67	171713.51
	MEGHALAYA	4358.14	4127.76	-230.38	893894.11	139874.93
	MIZORAM	924.12	854.96	-69.16	314654.54	305198.58
	NAGALAND	2626.05	2572.22	-53.82	245230.93	92450.24
	TRIPURA	5896.64	5904.67	8.03	789228.09	769399.92
	AGBPP	3743.56	4068.66	325.10	1442819.84	117162.40
	AGTCCPP	1457.94	1596.62	138.68	458497.93	41392.62
	BGTTP	11927.78	11755.06	-172.71	424283.87	1022005.07
	BNC	24.20	27.32	3.12	2306.89	16370.45
	PALATANA	12428.32	12538.60	110.28	220332.10	0.00
	DOYANG	837.07	865.50	28.43	76277.73	86.45
	KHANDONG	0.00	0.00	0.00	0.00	0.00
	KOPILI	2357.16	2394.26	37.09	162957.98	1954.37
	KOPILI-2	588.75	597.20	8.45	14455.13	686.60
	LOKTAK	2439.21	2462.14	22.93	45235.55	191.70
	PARE	1304.16	1313.73	9.57	61632.52	41898.36
	RANGANADI	2990.35	3029.59	39.24	66386.82	20622.26
	KAMENG	7200.00	7292.51	92.51	366632.01	0.00
	ER	4880.63	18654.29	13773.66	53871441.46	0.00
	NR	0.00	-12159.27	-12159.27	0.00	46319735.89
	03/10/2023	ARUNACHAL PRADESH	2674.23	3088.88	414.66	160340.87
ASSAM		31933.95	33235.92	1301.97	1083755.97	10623655.52
MANIPUR		2911.19	2687.25	-223.94	1126849.94	159538.32
MEGHALAYA		1841.23	1546.10	-295.14	968279.16	334254.69
MIZORAM		1175.29	974.03	-201.26	663870.91	1377.84
NAGALAND		2633.38	2544.18	-89.20	367360.50	38805.79
TRIPURA		5328.75	4992.77	-335.99	1554212.61	52314.17
AGBPP		3563.68	3937.41	373.73	1232877.35	741828.39
AGTCCPP		1362.81	1626.20	263.39	504682.51	191160.39
BGTTP		13247.92	13214.16	-33.76	358954.00	456664.00
BNC		25.10	26.72	1.62	3467.75	15823.06
PALATANA		12365.54	12409.78	44.24	82702.94	1891.46
DOYANG		837.06	858.43	21.37	84783.09	84589.11
KHANDONG		0.00	0.00	0.00	0.00	0.00
KOPILI		2371.20	2375.14	3.94	44508.70	12990.72
KOPILI-2		592.79	585.99	-6.80	2670.47	19771.05
LOKTAK		2442.40	2457.84	15.44	41346.53	7563.30
PARE		1263.40	1284.43	21.03	101354.59	32914.16
RANGANADI		2998.00	3029.93	31.93	78606.91	22441.18
KAMENG		7200.00	7298.18	98.18	425342.64	0.00
ER		1251.72	13480.24	12228.52	61625670.81	0.00
NR		0.00	-12154.91	-12154.91	0.00	57044819.06
04/10/2023		ARUNACHAL PRADESH	2706.40	3033.30	326.90	459601.93
	ASSAM	31023.91	32288.26	1264.36	1385085.01	13574219.62
	MANIPUR	2838.64	2747.52	-91.12	1048161.49	334207.48
	MEGHALAYA	2049.99	1762.50	-287.49	1523462.95	87979.86
	MIZORAM	1181.01	973.04	-207.97	955367.72	63633.15
	NAGALAND	2648.66	2514.30	-134.36	793849.28	47897.35
	TRIPURA	4619.92	4510.11	-109.80	1383126.04	1241978.71
	AGBPP	3699.78	4115.94	416.16	1669684.59	996809.81
	AGTCCPP	1557.92	1671.79	113.87	526223.46	308510.34
	BGTTP	14735.04	14749.91	14.88	621136.51	495178.28
	BNC	25.01	24.88	-0.13	15109.54	18652.89
	PALATANA	12352.45	12395.62	43.17	94437.43	325.86
	DOYANG	795.20	794.17	-1.04	43129.38	120205.76
	KHANDONG	0.00	0.00	0.00	0.00	0.00
	KOPILI	2371.16	2381.78	10.61	78067.20	4762.14
	KOPILI-2	419.61	422.38	2.76	7828.14	26738.49
	LOKTAK	2011.94	2023.78	11.84	26110.55	366.72
	PARE	1644.84	1686.44	41.60	155018.65	21740.21
	RANGANADI	5025.58	5072.25	46.68	88680.01	10463.32
	KAMENG	7200.00	7485.67	285.67	980605.69	1122.65
	ER	-760.75	8588.20	9348.95	59051564.35	0.00
	NR	0.00	-12154.62	-12154.62	0.00	73604980.38

  
 (S.M. Almol) /S.M. Almol  
 निदेशक/Director  
 उ. नु. से. वि. न. /NERPC  
 विद्युत निकाय/Min. of Power  
 भारत सरकार/Govt. of India  
 शिलांग/Shillong

**NERPC, SHILLONG**  
Day-wise schedule, actual and Deviation charge statement  
From 02/10/2023 to 08/10/2023

Page 3 of 4

Date	Constituents	Total Schedule (MWH)	Total Actual (MWH)	Deviation (MWH)	Receivable from the Deviation and Ancillary Service Pool Account(Rs)	Payable to the Deviation and Ancillary Service Pool Account(Rs)
05/10/2023	ARUNACHAL PRADESH	2992.27	2890.18	-102.10	2532139.48	2222538.71
	ASSAM	30345.97	30958.78	612.81	1847602.62	8518597.80
	MANIPUR	2963.81	2781.30	-182.51	1979613.00	494010.72
	MEGHALAYA	1957.44	1626.69	-330.75	1646827.78	135108.26
	MIZORAM	1311.78	1130.61	-181.18	1269516.27	66968.30
	NAGALAND	2604.63	2474.50	-130.13	829771.30	73075.54
	TRIPURA	4614.72	4573.77	-40.95	1040623.69	1099344.29
	AGBPP	3959.06	4388.42	429.36	1145446.53	84796.07
	AGTCCPP	1438.09	1620.07	181.98	395435.25	36448.59
	BGTPP	15766.01	15638.53	-127.48	346533.58	758543.46
	BNC	25.10	23.47	-1.63	22113.96	13737.48
	PALATANA	12287.39	12331.67	44.28	79236.75	0.00
	DOYANG	795.29	805.99	10.70	33321.95	40457.83
	KHANDONG	0.00	0.00	0.00	0.00	0.00
	KOPILI	1828.61	1787.55	-41.06	88975.93	562218.03
	KOPILI-2	592.80	597.28	4.48	9870.40	1292.71
	LOKTAK	2011.97	2023.23	11.26	24189.97	1843.28
	PARE	2520.55	2535.93	15.39	109819.02	57044.55
	RANGANADI	5893.20	6022.07	128.87	170932.87	9359.03
	KAMENG	8099.70	8228.00	128.30	919109.53	3856.68
	ER	-3225.18	4075.82	7301.00	58684689.91	4776017.91
	NR	0.00	-12155.49	-12155.49	0.00	85084045.78
	06/10/2023	ARUNACHAL PRADESH	2710.92	2730.42	19.50	786492.99
ASSAM		24776.89	25401.75	624.87	882976.91	7230889.37
MANIPUR		2775.59	2719.94	-55.65	735811.26	548718.89
MEGHALAYA		1372.55	955.62	-416.93	1396815.38	341769.24
MIZORAM		1240.51	1062.71	-177.80	979189.42	27586.19
NAGALAND		2357.74	2166.17	-191.57	1091596.47	12279.88
TRIPURA		5009.50	4921.62	-87.88	1089523.10	904555.77
AGBPP		3904.85	4179.82	274.96	939631.96	232562.62
AGTCCPP		1762.85	1838.84	75.99	287491.51	12273.55
BGTPP		15041.73	15011.65	-30.08	675759.17	671466.30
BNC		25.12	22.69	-2.44	22914.11	16177.90
PALATANA		12674.18	12726.83	52.64	92685.92	1645.50
DOYANG		795.22	810.34	15.12	47325.33	8536.89
KHANDONG		0.00	0.00	0.00	0.00	0.00
KOPILI		2371.20	2364.05	-7.15	60104.78	91039.10
KOPILI-2		592.80	596.27	3.47	9010.39	1612.80
LOKTAK		2011.97	2022.95	10.98	25988.74	3226.75
PARE		2105.68	2126.10	20.43	119125.25	45027.41
RANGANADI		5804.28	5901.00	96.72	158372.93	11577.11
KAMENG		10573.88	10648.80	74.92	525560.95	9025.24
ER		-5336.32	-4293.14	1043.18	28251619.70	13470329.97
NR		0.00	-12432.15	-12432.15	0.00	95479635.42
07/10/2023		ARUNACHAL PRADESH	2441.44	2692.74	251.30	267121.41
	ASSAM	25818.41	26752.45	934.04	330888.61	10002805.23
	MANIPUR	2740.89	2607.32	-133.57	1196924.68	213551.76
	MEGHALAYA	1170.59	871.47	-299.13	2173069.45	93777.92
	MIZORAM	1112.74	982.56	-130.18	1109443.31	127288.54
	NAGALAND	2298.81	2177.35	-121.47	977784.21	19573.72
	TRIPURA	5180.49	5292.78	112.30	640674.60	2660755.84
	AGBPP	4317.94	4608.59	290.65	1072563.43	235241.97
	AGTCCPP	1816.56	1850.75	34.19	208749.75	137431.98
	BGTPP	15502.54	15241.50	-261.04	575147.75	1484238.67
	BNC	25.11	24.14	-0.97	23381.36	23939.01
	PALATANA	12235.53	12276.07	40.54	83560.12	0.00
	DOYANG	792.99	804.34	11.35	60030.72	20912.42
	KHANDONG	0.00	0.00	0.00	0.00	0.00
	KOPILI	2371.20	2373.66	2.46	147309.65	128014.87
	KOPILI-2	592.80	597.17	4.37	9422.81	893.13
	LOKTAK	2011.97	2021.41	9.44	24227.15	2438.38
	PARE	1800.74	1872.11	71.37	260429.84	11285.60
	RANGANADI	4749.86	4846.36	96.51	156612.09	1696.10
	KAMENG	10573.88	10685.53	111.65	859840.26	0.00
	ER	-6618.43	2320.85	8939.28	80225572.88	77961.91
	NR	0.00	-16985.02	-16985.02	0.00	147521761.06

  
 (एस.एम.आइमल/S.M.Aimal)  
 निदेशक/Director  
 उ.पु.स.वि.सं./NERPC  
 विद्युत मंत्रालय/Min. of Power  
 भारत सरकार/Govt. of India  
 शिल्लोंग/Shillong


**NERPC, SHILLONG**  
Day-wise schedule, actual and Deviation charge statement  
From 02/10/2023 to 08/10/2023

Page 4 of 4

Date	Constituents	Total Schedule (MWH)	Total Actual (MWH)	Deviation (MWH)	Receivable from the Deviation and Ancillary Service Pool Account(Rs)	Payable to the Deviation and Ancillary Service Pool Account(Rs)
08/10/2023	ARUNACHAL PRADESH	2659.24	2587.82	-71.42	1799938.30	1362566.94
	ASSAM	25208.79	25638.92	430.13	2147397.65	6305186.52
	MANIPUR	2785.82	2551.16	-234.66	1710957.43	3331.51
	MEGHALAYA	1888.15	1715.95	-172.20	2110459.85	1279395.13
	MIZORAM	989.32	723.66	-265.66	1232782.88	0.00
	NAGALAND	2342.22	2243.88	-98.34	737397.50	60711.03
	TRIPURA	5342.10	5008.94	-333.16	2548279.36	492243.72
	AGBPP	4566.25	4751.34	185.08	806768.83	25894.42
	AGTCCPP	1541.66	1667.62	125.96	429371.87	93136.54
	BGTPP	16010.25	15645.68	-364.57	92933.63	1611206.87
	BNC	25.12	24.32	-0.80	21628.32	19144.99
	PALATANA	12835.12	12885.64	50.52	93568.64	0.00
	DOYANG	738.98	733.72	-5.26	57154.60	167777.14
	KHANDONG	0.00	0.00	0.00	0.00	0.00
	KOPILI	2371.20	2352.61	-18.59	53334.45	186696.46
	KOPILI-2	592.78	597.84	5.06	11405.02	1512.50
	LOKTAI	2011.97	2015.99	4.02	20323.69	10052.51
	PARE	2319.19	2347.01	27.82	98101.03	21114.36
	RANGANADI	6522.76	6570.74	47.98	89455.87	23422.51
	KAMENG	9285.45	9503.20	217.75	1332266.08	21819.04
ER	-5885.66	-448.48	5437.18	51268230.26	930319.07	
NR	0.00	-16984.44	-16984.44	0.00	146290894.63	

**SUMMARY OF WEEKLY DEVIATION CHARGES**

	Constituents	Total Schedule (MWH)	Total Actual (MWH)	Deviation (MWH)	Receivable from the Deviation and Ancillary Service Pool Account(Rs)	Payable to the Deviation and Ancillary Service Pool Account(Rs)
FOR THE WEEK FROM 02/10/2023 TO 08/10/2023	ARUNACHAL PRADESH	18804.41	19958.64	1154.24	6120667.60	17478867.65
	ASSAM	201931.31	208307.96	6376.65	8128330.04	61211035.31
	MANIPUR	19785.32	18841.95	-943.37	8016071.47	1925072.18
	MEGHALAYA	14638.10	12606.08	-2032.02	10712808.68	2412160.03
	MIZORAM	7934.76	6701.56	-1233.20	6524825.06	592052.60
	NAGALAND	17511.49	16692.61	-818.89	5042990.20	344793.56
	TRIPURA	35992.10	35204.66	-787.44	9045667.48	7220592.41
	AGBPP	27755.11	30050.16	2295.05	8309792.54	2434295.68
	AGTCCPP	10937.83	11871.89	934.05	2810452.27	820354.02
	BGTPP	102231.25	101256.50	-974.75	3094748.51	6499302.96
	BNC	174.76	173.54	-1.22	110921.92	123845.78
	PALATANA	87178.54	87564.22	385.68	746523.91	3862.82
	DOYANG	5591.83	5672.49	80.66	402022.81	442565.60
	KHANDONG	0.00	0.00	0.00	0.00	0.00
	KOPILI	16041.74	16029.04	-12.70	635258.69	987675.70
	KOPILI-2	3972.33	3994.13	21.80	64662.36	52507.29
	LOKTAI	14941.43	15027.34	85.90	207422.19	25682.64
	PARE	12958.55	13165.75	207.20	905480.90	231024.66
	RANGANADI	33984.02	34471.95	487.93	809047.50	99581.50
	KAMENG	60132.90	61141.89	1008.99	5409357.16	35823.61
ER	-15693.98	42377.79	58071.78	392978789.38	19254628.87	
NR	0.00	-95025.89	-95025.89	0.00	651345872.23	

  
 (एस.एम. आइमोल/S.M. Aimol)  
 निदेशक/Director  
 उ.पु.वे.वि.स./NERPC  
 विद्युत मंत्रालय/Min. of Power  
 भारत सरकार/Govt. of India  
 शिलांग/Shillong


**NORTH EASTERN REGIONAL POWER COMMITTEE**

**ABT based Deviation Charge Account  
For the period 09.10.2023 TO 15.10.2023**

Page 1 of 4

CONSTITUENTS	SCHEDULE (MWH)	ACTUAL (MWH)	DEVIATION (MWH)	Receivable from the Deviation and Ancillary Service Pool Account(Rs) (A)	Payable to the Deviation and Ancillary Service Pool Account(Rs) (B)
<b>BENEFICIARIES OF NORTH EASTERN REGION</b>					
ARUNACHAL PRADESH	16,663.69	18,847.22	2,183.53	0	2,39,97,014
ASSAM	2,00,163.04	2,07,662.48	7,499.44	0	8,87,78,833
MANIPUR	20,151.68	18,499.98	-1,651.70	1,01,47,347	0
MEGHALAYA	10,126.23	8,515.96	-1,610.27	1,02,85,579	0
MIZORAM	5,806.28	4,723.09	-1,083.19	71,33,961	0
NAGALAND	17,767.46	17,053.48	-713.97	51,58,164	0
TRIPURA	39,486.40	38,654.96	-831.45	54,73,105	0
BNC	175.39	172.18	-3.21	0	15,371
<b>CERC REGULATED GENERATORS (CGS/ISGS)</b>					
AGBPP	30,495.25	32,214.81	1,719.56	48,85,684	0
AGTCCPP	12,366.03	12,824.79	458.76	13,98,877	0
BGTPP	1,07,908.82	1,06,871.23	-1,037.58	0	39,59,300
PALATANA	85,753.44	86,066.57	313.13	6,15,346	0
DOYANG	4,663.83	4,755.39	91.56	2,65,667	0
KHANDONG	0.00	0.00	0.00	0	0
KOPIJI	15,338.70	15,098.08	-240.62	0	25,21,347
KOPIJI-2	4,149.60	4,193.24	43.64	81,528	0
LOKTAK	12,406.55	12,310.90	-95.65	0	17,03,445
PARE	15,878.76	15,975.47	96.71	2,84,345	0
RANGANADI	36,128.18	36,724.16	595.98	6,51,907	0
KAMENG	77,587.07	78,308.80	721.73	65,84,528	0
<b>INTER- REGIONAL</b>					
ER	-44,266.23	29,759.22	74,025.45	70,80,52,309	0
NR	0.00	-1,13,524.51	-1,13,524.51	0	1,09,50,11,515
<b>TOTAL</b>				<b>761018348</b>	<b>1215986824</b>


Pool Balance (B - A) :	454968477
LEGEND :	In pool balance positive(+ve) means surplus in pool and negative(-ve) means deficit in pool

  
 (एस.एम.आइमल/S. M. Aimal)  
 निदेशक/Director  
 असु.वि.सं./NERPC  
 विद्युत विभाग/Min. of Power  
 शिलांग सरकार/Govt. of India  
 शिलांग/Shillong

**NERPC, SHILLONG**  
Day-wise schedule, actual and Deviation charge statement  
From 09/10/2023 to 15/10/2023

Page 2 of 4


Date	Constituents	Total Schedule (MWH)	Total Actual (MWH)	Deviation (MWH)	Receivable from the Deviation and Ancillary Service Pool Account(Rs)	Payable to the Deviation and Ancillary Service Pool Account(Rs)
09/10/2023	ARUNACHAL PRADESH	2359.66	2472.45	112.79	878881.86	2600149.09
	ASSAM	25736.18	25884.35	148.17	4574695.64	7571955.66
	MANIPUR	2793.53	2603.79	-189.73	1782460.65	813130.98
	MEGHALAYA	1278.39	948.23	-330.16	2913369.47	713175.65
	MIZORAM	1076.76	813.16	-263.60	1922387.07	21220.33
	NAGALAND	2479.10	2363.50	-115.60	1146312.05	39566.56
	TRIPURA	5488.12	5420.92	-67.20	1559465.97	1389791.14
	AGBPP	4477.59	4631.22	153.63	826234.28	762929.32
	AGTCCPP	1859.72	1870.04	10.32	184688.59	304934.60
	BGTTP	16085.10	15968.06	-117.04	417729.20	883959.76
	BNC	25.17	24.55	-0.61	26908.96	29291.76
	PALATANA	12340.75	12384.15	43.39	95617.63	10923.78
	DOYANG	731.01	746.73	15.71	59913.12	32682.13
	KHANDONG	0.00	0.00	0.00	0.00	0.00
	KOPILI	2371.20	2388.38	17.18	303282.18	56726.25
	KOPILI-2	592.80	599.93	7.13	13934.50	628.02
	LOKTAK	2011.97	2023.19	11.22	26893.44	4386.63
	PARE	2821.16	2808.42	-12.74	12322.25	46138.79
	RANGANADI	9102.94	9399.27	296.33	255827.23	3263.25
	KAMENG	10798.80	10890.18	91.38	890786.70	0.00
	ER	-5977.33	-4977.09	1000.24	41980803.91	31978413.38
	NR	0.00	-16983.56	-16983.56	0.00	169835636.62
	10/10/2023	ARUNACHAL PRADESH	2342.31	2672.53	330.22	504646.10
ASSAM		28657.30	29714.28	1056.98	839096.46	14664360.98
MANIPUR		2728.90	2724.57	-4.33	606327.29	822373.98
MEGHALAYA		914.88	665.23	-249.65	2271488.12	297794.80
MIZORAM		806.00	670.73	-135.27	1195846.03	19709.52
NAGALAND		2509.01	2423.71	-85.30	866734.35	158434.09
TRIPURA		5961.60	5786.07	-175.54	1882311.22	383631.30
AGBPP		4232.75	4471.58	238.82	774772.81	7576.60
AGTCCPP		1856.42	1907.33	50.91	278549.85	40690.54
BGTTP		16077.08	15934.99	-142.09	504018.96	981498.56
BNC		25.07	24.96	-0.11	20968.86	30476.13
PALATANA		12309.93	12360.85	50.93	107047.56	102.11
DOYANG		727.27	744.77	17.50	67548.43	2432.11
KHANDONG		0.00	0.00	0.00	0.00	0.00
KOPILI		2371.20	2395.90	24.70	333924.00	14060.00
KOPILI-2		592.80	598.70	5.90	12439.17	975.24
LOKTAK		2011.97	1960.92	-51.05	22605.49	642930.56
PARE		2806.03	2815.10	9.07	26875.08	2755.85
RANGANADI		5975.88	6046.99	71.11	116407.88	13424.23
KAMENG		11550.95	11693.75	142.80	1173082.82	0.00
ER		-6479.27	1771.61	8250.88	83223352.84	351768.69
NR		0.00	-16983.13	-16983.13	0.00	170243071.19
11/10/2023		ARUNACHAL PRADESH	2585.54	2767.98	182.43	1068168.96
	ASSAM	29725.17	31766.40	2041.23	1048285.89	29536973.51
	MANIPUR	2861.10	2691.46	-169.64	1805733.59	688905.62
	MEGHALAYA	1323.59	1046.09	-277.50	2649805.38	382972.78
	MIZORAM	771.45	686.77	-84.69	919597.27	91737.06
	NAGALAND	2552.15	2484.91	-67.24	769309.54	118009.90
	TRIPURA	5987.87	5938.26	-49.61	1366308.73	1155083.15
	AGBPP	4622.98	4701.01	78.02	379684.02	109830.65
	AGTCCPP	1839.37	1895.03	55.66	310574.23	65792.80
	BGTTP	15971.61	15978.79	7.18	576493.73	703753.74
	BNC	25.13	25.54	0.41	20098.61	29332.62
	PALATANA	12151.82	12199.07	47.26	101228.96	107.06
	DOYANG	728.34	740.22	11.88	50984.57	11031.29
	KHANDONG	0.00	0.00	0.00	0.00	0.00
	KOPILI	2371.20	2402.14	30.94	423876.00	17200.00
	KOPILI-2	592.80	601.30	8.50	16604.78	594.88
	LOKTAK	1756.70	1666.07	-90.63	18527.76	1192394.60
	PARE	2752.76	2779.56	26.80	116516.97	14354.99
	RANGANADI	5727.18	5751.76	24.58	77068.00	35663.55
	KAMENG	12510.53	12611.42	100.89	1259976.36	172172.04
	ER	-6727.92	4079.30	10807.23	111465107.54	242511.93
	NR	0.00	-16985.02	-16985.02	0.00	173983625.25

  
 (एस.एम.आइमल/S.M.Aimal)  
 निदेशक/Director  
 उ.पु.रे.वि.अ./NERPC  
 विद्युत मंत्रालय/Min. of Power  
 भारत सरकार/Govt. of India  
 शिलांग/Shillong

**NERPC, SHILLONG**  
**Day-wise schedule, actual and Deviation charge statement**  
**From 09/10/2023 to 15/10/2023**

Page 3 of 4

Date	Constituents	Total Schedule (MWH)	Total Actual (MWH)	Deviation (MWH)	Receivable from the Deviation and Ancillary Service Pool Account(Rs)	Payable to the Deviation and Ancillary Service Pool Account(Rs)
12/10/2023	ARUNACHAL PRADESH	2369.15	2701.61	332.45	259280.39	4145217.08
	ASSAM	30096.81	31739.24	1642.42	145598.68	19063387.39
	MANIPUR	3018.88	2684.60	-334.28	2900086.98	225983.97
	MEGHALAYA	1093.41	1006.81	-86.61	1190380.34	1202324.67
	MIZORAM	849.38	674.94	-174.45	1282176.05	32296.76
	NAGALAND	2723.89	2656.04	-67.85	729804.14	164726.04
	TRIPURA	5634.28	5519.20	-115.09	1888790.63	1240690.15
	AGBPP	4320.33	4545.24	224.91	853031.23	66822.19
	AGTCCPP	1828.26	1844.19	15.93	131210.04	70581.64
	BGTPP	15972.36	15666.87	-305.50	323259.50	1715494.92
	BNC	25.16	25.70	0.54	16779.54	26131.91
	PALATANA	12243.84	12283.57	39.73	79452.94	235.24
	DOYANG	723.09	729.61	6.53	24544.05	28906.78
	KHANDONG	0.00	0.00	0.00	0.00	0.00
	KOPILI	2371.20	2362.19	-9.01	177480.00	274300.00
	KOPILI-2	592.80	598.10	5.30	10982.53	1023.31
	LOKTAK	1656.48	1661.47	4.99	13463.13	2006.85
	PARE	2200.01	2220.20	20.19	131433.91	56516.96
	RANGANADI	3949.21	4024.37	75.16	112299.89	6734.59
	KAMENG	10901.07	10984.80	83.73	864290.97	0.00
	ER	-6381.90	5652.83	12034.72	123443453.66	0.00
	NR	0.00	-14534.25	-14534.25	0.00	147679945.58
	13/10/2023	ARUNACHAL PRADESH	2261.08	2776.42	515.34	24566.48
ASSAM		28992.13	29969.98	977.85	1056903.76	12078726.85
MANIPUR		2939.05	2645.94	-293.12	2397134.28	164445.18
MEGHALAYA		1410.27	1162.10	-248.17	2037412.97	383329.27
MIZORAM		760.74	602.44	-158.31	907204.01	148573.29
NAGALAND		2459.52	2270.68	-188.84	1012956.11	126557.79
TRIPURA		5677.67	5471.80	-205.87	1953872.67	706037.46
AGBPP		4198.43	4414.79	216.36	936401.20	328178.18
AGTCCPP		1656.64	1745.15	88.51	251253.52	6636.32
BGTPP		14419.40	14300.23	-119.16	769223.33	1055006.94
BNC		25.17	24.09	-1.08	25762.28	22121.77
PALATANA		12224.87	12273.03	48.16	85547.50	0.00
DOYANG		731.53	747.63	16.10	45718.28	7250.69
KHANDONG		0.00	0.00	0.00	0.00	0.00
KOPILI		2371.20	2364.08	-7.12	165820.89	220870.00
KOPILI-2		592.80	597.56	4.77	10163.26	1278.84
LOKTAK		1656.47	1668.39	11.92	22333.95	1232.35
PARE		1848.28	1876.08	27.81	95632.19	27576.83
RANGANADI		4030.12	4052.68	22.56	67026.20	63168.56
KAMENG		10299.93	10411.85	111.92	984265.92	1024.62
ER		-6736.67	7296.36	14033.03	149089021.86	0.00
NR		0.00	-15776.15	-15776.15	0.00	165394053.70
14/10/2023		ARUNACHAL PRADESH	2362.97	2748.37	385.40	384153.17
	ASSAM	29262.73	30195.50	932.78	1874781.17	10771284.31
	MANIPUR	2750.06	2660.66	-89.41	801983.11	347830.06
	MEGHALAYA	1853.47	1611.53	-241.94	1602792.91	176020.63
	MIZORAM	847.87	740.04	-107.84	797599.80	175063.36
	NAGALAND	2576.80	2473.43	-103.37	830850.22	59402.47
	TRIPURA	5469.83	5373.82	-96.01	1247786.48	358449.77
	AGBPP	4369.94	4788.22	418.28	1221264.47	4465.01
	AGTCCPP	1644.18	1756.28	112.10	326581.24	5440.86
	BGTPP	15345.18	15235.70	-109.48	622716.51	947355.80
	BNC	24.66	23.72	-0.94	27596.53	23658.59
	PALATANA	12239.66	12282.62	42.96	80499.60	55.43
	DOYANG	511.87	528.57	16.70	98427.19	15216.59
	KHANDONG	0.00	0.00	0.00	0.00	0.00
	KOPILI	2371.20	2397.89	26.69	294192.12	971.41
	KOPILI-2	592.80	597.94	5.14	11135.86	1097.01
	LOKTAK	1656.48	1666.15	9.67	19522.59	240.79
	PARE	1738.85	1759.86	21.00	123479.86	40772.96
	RANGANADI	3677.85	3737.06	59.21	110274.18	17419.45
	KAMENG	10768.04	10876.95	108.90	1039926.08	104013.19
	ER	-6280.41	7020.41	13300.82	124801396.94	0.00
	NR	0.00	-15777.02	-15777.02	0.00	146676601.73

  
 (ए.एस.आइ.नाथ/S.M.Aimal)  
 निदेशक/Director  
 उ.पु.वि.श. /NERPC  
 विद्युत मंत्रालय/Min. of Power  
 भारत सरकार/Govt. of India  
 शिलांग/Shillong


**NERPC, SHILLONG**  
Day-wise schedule, actual and Deviation charge statement  
From 09/10/2023 to 15/10/2023

Page 4 of 4

Date	Constituents	Total Schedule (MWH)	Total Actual (MWH)	Deviation (MWH)	Receivable from the Deviation and Ancillary Service Pool Account(Rs)	Payable to the Deviation and Ancillary Service Pool Account(Rs)
15/10/2023	ARUNACHAL PRADESH	2382.98	2707.88	324.89	6788.02	2915295.21
	ASSAM	27692.73	28392.73	700.01	1700925.25	6332430.79
	MANIPUR	3060.15	2488.96	-571.20	2967382.01	51091.41
	MEGHALAYA	2252.21	2075.97	-176.24	975212.50	199264.77
	MIZORAM	694.06	535.01	-159.04	649609.58	51858.49
	NAGALAND	2466.99	2381.22	-85.77	573345.40	104450.95
	TRIPURA	5267.02	5144.88	-122.14	1249321.35	441068.63
	AGBPP	4273.23	4662.76	389.53	1174784.90	686.83
	AGTCCPP	1681.45	1806.77	125.32	416380.59	6284.19
	BGTPP	14038.08	13786.59	-251.49	440831.24	1326503.04
	BNC	25.04	23.63	-1.42	23261.28	15734.00
	PALATANA	12242.57	12283.27	40.71	77500.43	125.48
	DOYANG	510.72	517.87	7.15	37617.48	21566.15
	KHANDONG	0.00	0.00	0.00	0.00	0.00
	KOPILI	1111.50	787.49	-324.01	69722.01	3705516.96
	KOPILI-2	592.80	599.70	6.90	12627.37	761.88
	LOKTAI	1656.48	1664.71	8.23	18076.36	1675.81
	PARE	1711.66	1715.25	4.59	85567.61	119366.13
	RANGANADI	3665.00	3712.03	47.03	73990.93	21313.68
	KAMENG	10757.74	10839.85	82.11	649408.71	0.00
	ER	-5682.73	8915.80	14598.53	106621865.98	0.00
NR	0.00	-16485.38	-16485.38	0.00	121198580.74	

**SUMMARY OF WEEKLY DEVIATION CHARGES**

	Constituents	Total Schedule (MWH)	Total Actual (MWH)	Deviation (MWH)	Receivable from the Deviation and Ancillary Service Pool Account(Rs)	Payable to the Deviation and Ancillary Service Pool Account(Rs)
FOR THE WEEK FROM 09/10/2023 TO 15/10/2023	ARUNACHAL PRADESH	16663.69	18847.22	2183.53	3187583.96	27184597.90
	ASSAM	200163.04	207662.48	7499.44	11240286.85	100019119.50
	MANIPUR	20151.68	18499.98	-1651.70	13261107.91	3113761.21
	MEGHALAYA	10126.23	8515.96	-1610.27	13640461.68	3354882.58
	MIZORAM	5806.28	4723.09	-1083.19	7674419.81	540458.81
	NAGALAND	17767.46	17053.48	-713.97	5929311.80	771147.79
	TRIPURA	39486.40	38654.96	-831.45	11147857.04	5674751.59
	AGBPP	30495.25	32214.81	1719.56	6166172.91	1280488.77
	AGTCCPP	12366.03	12824.79	458.76	1899238.08	500360.96
	BGTPP	107908.82	106871.23	-1037.58	3654272.48	7613572.75
	BNC	175.39	172.18	-3.21	161376.06	176746.78
	PALATANA	85753.44	86066.57	313.13	626894.62	11549.10
	DOYANG	4663.83	4755.39	91.56	384753.12	119085.74
	KHANDONG	0.00	0.00	0.00	0.00	0.00
	KOPILI	15338.70	15098.08	-240.62	1768297.20	4289644.62
	KOPILI-2	4149.60	4193.24	43.64	87887.45	6359.18
	LOKTAI	12406.55	12310.90	-95.65	141422.73	1844867.60
	PARE	15878.76	15975.47	96.71	591827.86	307482.51
	RANGANADI	36128.18	36724.16	595.98	812894.31	160987.31
	KAMENG	77587.07	78308.80	721.73	6861737.55	277209.85
	ER	-44266.23	29759.22	74025.45	740625002.74	32572694.00
NR	0.00	-113524.51	-113524.51	0.00	1095011514.82	

  
 (एस.एम.आइमोल/S.M.Aimol)  
 निदेशक/Director  
 उ.पु.से.वि.स./NERPC  
 विद्युत मंत्रालय/Min. of Power  
 भारत सरकार/Govt. of India  
 शिलांग/Shillong