



Government of India
Ministry of Power
North Eastern Regional Power Committee
Lapalang, Shillong 793006

No. NERPC/Dev/2022/3458-3496

Dt: August 23, 2022

सेवा में / To,

संलग्न सूची के अनुसार
As per list enclosed.

Sub: Provisional DSM under ABT regime for the period from 08.08.22 to 14.08.22- reg.

सर/मैडम,
Sir/Madam,

The provisional statements giving details of Deviation charges account with payable / receivable particulars, for the period 08.08.22 to 14.08.22 is enclosed. Deviation charges have been calculated as per CERC Notification no. L-1/132/2013/CERC dated 6th January 2014 and its subsequent amendments. The payment by the constituents for the billed amounts shall be made to the Regulatory Deviation Pool Account Fund operated by NERLDC within 10 days of the issue of this Deviation-Account. In case of delayed payments against these bills beyond 12 days, the defaulting constituent shall pay simple interest @0.04% for each day of delay. The details of Deviation Accounts, both the statement as well as the data files, are available on NERPC website www.nerpc.gov.in.

Enclosed -As above.

भवदीय / Yours faithfully,

(एस. एम. आइमोल/ S. M. Aimol)
निदेशक / Director
अधीक्षण अभियंता/ Superintending Engineer
वाणिज्य / Commercial

List of Addressees:

1. CMD, TSECL, Bidyut Bhawan, Agartala – 799 001
2. Director (Distribution), MePDCL, Lumjingshai, S.R. Road, Shillong – 793 001
3. Engineer-in-Chief (P&E), P&E Dept., Govt. of Mizoram, Aizawl – 796 001
4. Chief General Manager (Comml), APDCL, Bijulee Bhawan, Paltan Bazar, Guwahati – 781 001
5. Chief Engineer (Comm), Dept. of Power, Govt. of Arunachal Pradesh, Itanagar – 791 111
6. Managing Director, MSPDCL, Keishampat, Imphal-795 001.
7. E-in-C, Dept. of Power, Govt. of Nagaland, Kohima – 797 001
8. Chief Engineer, Loktak HE Project, Vidyut Vihar, Komkeirap, Manipur – 795 124
9. Executive Director (Comml.), NEEPCO Ltd., Lower New Colony, Shillong – 793 003
10. Executive Director, NERTS, POWERGRID, Lapalang, Shillong – 793 006
11. Managing Director, OTPC, Core 4 & Central, 10th Floor, SCOPE Minar, Laxmi Nagar, Delhi – 110092
12. GM (Comml.), NTPC, 3rd Floor OLIC building, Plot No.N.17/2, Nayapalli, Bhubaneshwar-12
13. CE (G. M.), CEA, SewaBhawan, R.K.Puram, New Delhi – 110 066.
14. G. M., NERLDC, Lower Nongrah, Dongtieh, Lapalang, Shillong - 6.
15. C.G.M (SLDC) AEGCL, Kahelipara, Guwahati.
16. Gen. Manager (Comml.), NHPC Ltd., NHPC Office complex, Sector –33, Faridabad-121003.
17. G.M (Commercial) APDCL, Bijulee Bhawan, Paltan Bazar, Guwahati - 781 001.
18. General Manager, Ranganadi HEP, NEEPCO, Yazlee, Ar. Pradesh
19. Project Manager, Doyang HEP, NEEPCO, Nagaland
20. Project Manager, AGBPP, NEEPCO Ltd., No. –III, Vill. Bokuloni, Dibrugarh, Assam.
21. Project Manager, AGTPP, NEEPCO Ltd., Ramchandranagar, Agartala, Tripura West- 799008.
22. Dy. G. M (Elect.), Kopili HEP, NEEPCO Ltd., Umrangso, N.C. Hills, Assam.
23. Supdt. Engr. (System Management) MeECL, Lumjingshai, Short Round Road, Shillong.
24. Supdt. Engr. (Commercial) Deptt. of Electricity, Govt.of Manipur, Keisampet, Imphal. 795001
25. Executive Engineer, MSLDC, P & E Dept., Chaltlang, Aizawl- 796012.
26. Supdt. Engr. Dimapur Sub-station Deptt. of Power, Govt.of Nagaland, Dimapur.
27. Dy. G. M. (Commercial) NERTS, Lower Nongrah, Dongtieh, Lapalang, Shillong - 6.
28. Dy. General Manager (ER), POWERGRID, Boring Road, Alankar Place, Patna - 800 001
29. DGM (Comml), OTPC, Core 4 & Central, 10th Floor, SCOPE Minar, Laxmi Nagar, Delhi – 110092
30. DGM (Comml.), NTPC, 3rd Floor OLIC building, Plot No.N.17/2, Nayapalli, Bhubaneshwar-12
31. AGM (Comml.), NTPC, Bongaigaon Thermal Power Project, P.O Salakati, Kokrajhar-783369
32. Addl. General Manager,Comml & Sys.Opn., TSECL,Banamalipur,Agartala.-799001.
33. Ex. Engr., SLDC, Deptt. of Power, Itanagar, Ar. Pradesh – 791 111
34. CEO, NVVNLtd., 7th Floor, Scope Complex, Lodhi Road, N.Delhi- 110 003
35. Power Trading Corpn. of India Ltd., 2nd Floor, NBCC Tower, 15-Bhikaji Cama Place, New Delhi – 66.
36. Member Secretary, NRPC,18-A,Shaheed Jeet Singh Marg,Katwaria Sarai, NewDelhi-110016.
37. Member Secretary, ERPC,14, Golf Club Road, Kolkata- 700 033.
38. Member Secretary, WRPC, Plot No F-3,MIDC Area, Opp Seepz,Marol,Andheri (E), Mumbai-400 093.
39. Member Secretary, SRPC, 29, Race Course Road, Bangalore- 560009.



(एस. एम. आइमोल/ S. M. Aimol)

निदेशक / Director

अधीक्षण अभियंता/ Superintending Engineer

वाणिज्य / Commercial

NORTH EASTERN REGIONAL POWER COMMITTEE

**ABT based Deviation Charge Account
For the period 08.08.2022 TO 14.08.2022
AS PER 5TH AMENDMENT OF DSM, 2019 W.E.F. 03/06/2019**

Page 1 of 4

UTILITIES AND DEVIATION CHARGES PAYABLE BY THEM	SCHEDULE (MWH)	ACTUAL (MWH)	DEVIATION (MWH)	DEVIATION CHARGE		ADDITIONAL DEVIATION CHARGE DUE TO BLOCKWISE VIOLATION OF VOLUME LIMIT	ZERO CROSSING VIOLATION COUNT	ADDITIONAL DEVIATION CHARGE DUE TO VIOLATION OF SIGN CHANGE	FINAL DEVIATION CHARGE	
				RECEIVABLE	PAYABLE				RECEIVABLE	PAYABLE
BENEFICIARIES OF NORTH EASTERN REGION										
ARUNACHAL PRADESH	14,395.375979	16,543.771688	2,148.395709		7,770,481	519,552	11	441,983		8,732,015
ASSAM	243,753.821793	241,404.879975	-2,348.941818	5,913,887		795,232	34	1,341,648	3,777,008	
MANIPUR	18,605.380525	18,708.463720	103.083195		101,985	112,465		0		214,450
MEGHALAYA	13,538.841808	12,961.022178	-577.819630	1,939,183		330,059		0	1,609,124	
MIZORAM	3,607.278232	2,075.535600	-1,531.742632	5,218,478		187,428	2	85,532	4,945,517	
NAGALAND	16,853.221550	16,102.388040	-750.833510	2,474,356		107,168	4	81,194	2,285,994	
TRIPURA	32,678.415418	32,036.466450	-641.948968	941,962		700,077	6	103,648	138,237	
BNC	198.481153	183.889800	-14.591353	54,361		6,405		0	47,956	
CERC REGULATED GENERATORS (CGS/ISGS)										
AGBPP	27,427.788748	29,630.728000	2,202.939252	5,233,282		231,029	4	115,582	4,886,671	
AGTCCPP	7,679.504200	8,047.624800	368.120600	923,293		50,761		0	872,533	
BGTPP	92,208.256947	91,315.845825	-892.411122		2,842,964	234,654	2	48,280		3,125,898
PALATANA	101,822.999798	102,024.937883	201.938085	858,048		6,234		0	851,815	
DOYANG	4,761.392500	4,763.851200	2.458700	9,346		4,306		0	5,041	
KHANDONG	0.000000	0.000000	0.000000		0	0		0		0
KOPILI	0.000000	0.000000	0.000000		0	0		0		0
KOPILI-2	0.000000	0.000000	0.000000		0	0		0		0
LOKTAK	17,331.470000	17,331.124800	-0.345200	58,615		5,027		0	53,589	
PARE	11,726.237500	11,879.985600	153.748100	542,608		6,583		0	536,026	
RANGANADI	28,194.400000	28,190.005814	-4.394186	237,587		54,782		0	182,805	
KAMENG	96,999.567720	97,414.981851	415.414131	1,063,809		26,952		0	1,036,857	
INTER- REGIONAL										
ER	-39,783.676593	42,582.168475	82,365.845068	283,796,719					283,796,719	
NR	0.000000	-84,736.872748	-84,736.872748		294,003,464					294,003,464
INFIRM GENERATORS										
KAMENG INF	0.000000	0.000000	0.000000		0					0
TOTAL	691,998.757278	688,460.798951	-3,537.958327	309265533.8	304718893.9	3378711.1	63	2217866.875	305025889.1	306075827.1

In Daily data report : +ve figures indicate charges receivable and -ve figures indicate charges payable. All deviation charges in Rs.


Notes :

- For computing Deviation accounts for the week, Korba Meter (NP2657A) has been used as master frequency meter
- Metering point for ER power:
 - Rangia for 132kV Motonga(Deothang)-Rangia feeder.
 - Salakati for 132kV Gelephug-Salakati feeder.
 - Salakati for 220kV Alipurduar-Salakati feeder I & II.
 - Bongaigaon for 400kV New Siliguri-Bongaigaon feeders I&II.
 - Bongaigaon for 400kV Alipurduar-Bongaigaon feeders I&II.
- Metering point for NR power: Biswanath-Chariali(BNC) for BiswanathChariali-Agra feeder.
- Schedule (MWH) includes energy scheduled under AGC

Director
NEERC
Regional Power Committee of India
New Delhi


NERPC, SHILLONG
Day-wise schedule, actual and Deviation charge statement
From 08-08-2022 to 14-08-2022

DATE	BENEFICIARY	SCH. TOTAL IN MWH	ACTUAL DRAWAL/GEN TOTAL IN MWH	DEVIATION CHARGE IN Rs.	ADDITIONAL DEVIATION CHARGE(Volume limit) IN Rs.	ADDITIONAL DEVIATION CHARGE(Sign Change Violation) IN Rs.	Total ADDITIONAL DEVIATION CHARGE IN Rs.
08-08-2022	ARUNACHAL PRADESH	-2166.110807	-2158.794584	48859.30	0.00	-1465.78	-1465.78
	ASSAM	-29531.180658	-28938.567948	2344256.00	-2415.80	-468851.20	-471267.00
	MANIPUR	-2688.388208	-2610.559636	226444.00	-2438.70	0.00	-2438.70
	MEGHALAYA	-2835.650794	-2483.976218	1361087.50	-39637.60	0.00	-39637.60
	MIZORAM	-533.466451	-335.642400	693576.00	-19270.80	0.00	-19270.80
	NAGALAND	-2535.934050	-2450.652120	282046.70	-5259.90	0.00	-5259.90
	TRIPURA	-6057.793650	-6280.547400	-737740.10	-37710.70	-44264.41	-81975.11
	AGBPP	3392.614750	3811.048000	991111.40	-27884.20	-29733.34	-57617.54
	AGTCCPP	1786.052250	2008.420800	476110.90	-30516.70	0.00	-30516.70
	BGTPP	13921.937694	13858.117815	-235432.70	-12619.90	0.00	-12619.90
	BNC	-28.337610	-26.556600	9212.60	-50.50	0.00	-50.50
	PALATANA	15045.923243	15073.233741	109370.50	0.00	0.00	0.00
	DOYANG	1010.975000	1021.708800	27205.10	-737.00	0.00	-737.00
	LOKTAK	2489.760000	2499.840000	29299.20	0.00	0.00	0.00
	PARE	2139.995000	2129.481600	8801.10	-626.70	0.00	-626.70
	RANGANADI	5083.400000	5092.580729	45813.40	0.00	0.00	0.00
	ER	-10638.603593	-819.587340	36525048.70	-785423.80	-32872543.83	-33657967.63
	NR	0.000000	-12107.781831	-45624152.60	-39330170.60	-41061737.34	-80391907.94
	KAMENG	13919.200056	13975.781820	151286.80	-521.10	0.00	-521.10
	09-08-2022	ARUNACHAL PRADESH	-1980.251239	-2202.504184	-787667.00	-16394.20	-47260.02
ASSAM		-35030.839508	-34730.545131	233073.60	-14683.20	-58268.40	-72951.60
MANIPUR		-2579.948801	-2707.996149	-285246.80	-395.30	0.00	-395.30
MEGHALAYA		-3124.074717	-2818.576730	951859.20	-38775.40	0.00	-38775.40
MIZORAM		-546.387088	-286.168800	687293.60	-26536.30	0.00	-26536.30
NAGALAND		-2483.511144	-2368.772520	323228.50	-6702.00	-9696.86	-16398.86
TRIPURA		-4534.964056	-4259.622450	685318.40	-39921.60	-20559.55	-60481.15
AGBPP		3725.427625	4173.440000	953874.00	-51213.00	-85848.66	-137061.66
AGTCCPP		514.601000	504.672000	-18592.10	0.00	0.00	0.00
BGTPP		13317.937763	13272.221090	-115770.20	-2584.80	0.00	-2584.80
BNC		-28.667729	-26.870400	6195.40	-555.20	0.00	-555.20
PALATANA		14941.685885	14941.926400	60861.70	-369.30	0.00	-369.30
DOYANG		1003.100000	1012.464000	25071.30	-512.70	0.00	-512.70
LOKTAK		2489.760000	2490.763200	8583.60	0.00	0.00	0.00
PARE		2021.247500	2037.355200	65032.60	0.00	0.00	0.00
RANGANADI		4492.000000	4514.018906	86712.70	0.00	0.00	0.00
ER		-4707.832425	6178.368251	32374389.20	-1250848.90	-29136950.28	-30387799.18
NR		0.000000	-12105.890912	-36544849.10	-31501647.30	-32890364.19	-64392011.49
KAMENG		13484.375052	13524.872725	105635.80	-1262.60	0.00	-1262.60
10-08-2022		ARUNACHAL PRADESH	-2108.014122	-2397.291384	-1067628.40	-115883.00	-32028.85
	ASSAM	-34495.750328	-34127.352588	1343126.90	-44773.40	-120881.42	-165654.82
	MANIPUR	-2633.218242	-2688.357415	-104408.80	-1611.20	0.00	-1611.20
	MEGHALAYA	-3455.164954	-3185.228658	933999.40	-20743.90	0.00	-20743.90
	MIZORAM	-498.408327	-279.087600	801312.80	-22223.20	0.00	-22223.20
	NAGALAND	-2396.351401	-2275.996920	450511.30	-36966.60	0.00	-36966.60
	TRIPURA	-4009.537178	-3612.222900	1279598.20	-95931.60	0.00	-95931.60
	AGBPP	3690.893751	4031.208000	881004.60	-37415.20	0.00	-37415.20
	AGTCCPP	0.000000	-27.549600	-52156.30	-5658.30	0.00	-5658.30
	BGTPP	13357.988401	13273.620370	-315861.40	-81285.50	0.00	-81285.50
	BNC	-28.374120	-23.085600	16931.60	-2900.80	0.00	-2900.80
	PALATANA	15627.348977	15656.170470	118175.70	-5864.30	0.00	-5864.30
	DOYANG	658.750000	651.024000	-25002.10	-372.20	0.00	-372.20
	LOKTAK	2489.760000	2486.971200	10498.90	0.00	0.00	0.00
	PARE	1707.500000	1734.585600	86783.60	-1908.00	0.00	-1908.00
	RANGANADI	4240.000000	4264.134183	94357.90	-506.40	0.00	-506.40
	ER	-5283.257920	5920.279198	39861603.90	-1448564.20	-35875443.51	-37324007.71
	NR	0.000000	-12093.672729	-42972162.60	-37590766.00	-38674946.34	-76265712.34
	KAMENG	13919.200056	13980.800007	157907.50	-1623.10	0.00	-1623.10


 Director
 NERPC
 New Delhi
 India

NERPC, SHILLONG
Day-wise schedule, actual and Deviation charge statement
From 08-08-2022 to 14-08-2022

DATE	BENEFICIARY	SCH. TOTAL IN MWH	ACTUAL DRAWAL/GEN TOTAL IN MWH	DEVIATION CHARGE IN Rs.	ADDITIONAL DEVIATION CHARGE(Volume limit) IN Rs.	ADDITIONAL DEVIATION CHARGE(Sign Change Violation) IN Rs.	Total ADDITIONAL DEVIATION CHARGE IN Rs.
11-08-2022	ARUNACHAL PRADESH	-2224.853707	-2480.998584	-831840.40	-40390.90	0.00	-40390.90
	ASSAM	-37689.264364	-37494.155554	118542.30	-305790.20	-14225.08	-320015.28
	MANIPUR	-2686.452720	-2759.866729	-316050.80	-82064.30	0.00	-82064.30
	MEGHALAYA	-3053.503591	-2986.060287	68415.80	-53416.70	0.00	-53416.70
	MIZORAM	-537.307345	-399.409200	314870.70	-92957.60	0.00	-92957.60
	NAGALAND	-2417.040919	-2385.352920	83023.60	-32891.20	0.00	-32891.20
	TRIPURA	-4062.803687	-3770.692350	451527.70	-281222.10	-13545.83	-294767.93
	AGBPP	4048.628300	4266.784000	388913.30	-82130.30	0.00	-82130.30
	AGTCCPP	0.000000	-17.935200	-34197.10	-2363.70	0.00	-2363.70
	BGTPP	11913.659588	11846.440724	-277970.50	-46781.10	0.00	-46781.10
	BNC	-28.416911	-27.372600	1742.10	-1213.80	0.00	-1213.80
	PALATANA	15125.588552	15134.047129	104208.00	0.00	0.00	0.00
	DOYANG	643.000000	636.408000	-17205.40	-1780.00	0.00	-1780.00
	LOKTAK	2489.760000	2475.662400	-3193.70	0.00	0.00	0.00
	PARE	1663.745000	1690.944000	102288.60	-1057.00	0.00	-1057.00
	RANGANADI	4350.000000	4300.005632	-19764.00	-23668.00	0.00	-23668.00
	ER	-1921.391478	11208.558687	33171452.40	-5950897.90	-29854307.16	-35805205.06
	NR	0.000000	-12107.781826	-30474502.40	-26269891.50	-27427052.16	-53696943.66
	KAMENG	13919.200056	13975.272723	116402.70	-18014.70	0.00	-18014.70
	12-08-2022	ARUNACHAL PRADESH	-2113.552292	-2551.246184	-1687700.70	-192675.00	-101262.04
ASSAM		-38541.680216	-38770.882583	-1498473.40	-373957.30	-134862.61	-508819.91
MANIPUR		-2750.391782	-2822.048291	-275098.90	-16646.90	0.00	-16646.90
MEGHALAYA		-531.967423	-754.348358	-660408.30	-127746.50	0.00	-127746.50
MIZORAM		-640.289604	-266.673600	1425530.10	-9757.00	-85531.81	-95288.81
NAGALAND		-2380.462253	-2362.740120	45692.20	-21383.50	0.00	-21383.50
TRIPURA		-4368.889152	-4306.100250	-62667.20	-132326.40	-1880.02	-134206.42
AGBPP		4481.770475	4660.472000	508842.30	0.00	0.00	0.00
AGTCCPP		839.492500	871.881600	95769.30	-4485.00	0.00	-4485.00
BGTPP		12578.822200	12470.586186	-288605.90	-3826.00	0.00	-3826.00
BNC		-28.338644	-28.154400	451.50	-1615.30	0.00	-1615.30
PALATANA		14575.568186	14608.900941	115329.20	0.00	0.00	0.00
DOYANG		640.400000	651.628800	32087.70	-330.90	0.00	-330.90
LOKTAK		2489.760000	2493.460800	14608.90	0.00	0.00	0.00
PARE		1457.497500	1501.459200	120938.20	-506.70	0.00	-506.70
RANGANADI		3498.000000	3469.500368	-70248.10	-23611.20	0.00	-23611.20
ER		-2391.779905	10363.718985	50482385.80	-312628.90	-45434147.22	-45746776.12
NR		0.000000	-12108.945454	-47294991.10	-41466045.20	-42565491.99	-84031537.19
KAMENG		13919.195056	13981.090914	166668.10	-1623.10	0.00	-1623.10
13-08-2022		ARUNACHAL PRADESH	-1911.038206	-2326.042184	-1776530.60	-125382.40	-159887.75
	ASSAM	-36218.932745	-35651.345912	2298315.60	-16552.60	-275797.87	-292350.47
	MANIPUR	-2675.069965	-2595.743822	395404.80	-9308.40	0.00	-9308.40
	MEGHALAYA	74.671309	-82.718617	-621139.80	-37660.80	0.00	-37660.80
	MIZORAM	-459.803264	-280.520400	821848.80	0.00	0.00	0.00
	NAGALAND	-2421.883622	-2331.952920	495435.60	0.00	0.00	0.00
	TRIPURA	-4547.861108	-4739.180400	-779937.00	-95469.70	-23398.11	-118867.81
	AGBPP	4215.636850	4433.288000	594196.30	0.00	0.00	0.00
	AGTCCPP	2425.840200	2504.769600	223547.60	0.00	0.00	0.00
	BGTPP	14361.744921	14137.399278	-727594.80	-57181.00	-21827.84	-79008.84
	BNC	-28.374120	-25.381800	13824.10	0.00	0.00	0.00
	PALATANA	13199.194770	13265.772514	209043.10	0.00	0.00	0.00
	DOYANG	457.550000	457.869600	2051.10	-572.70	0.00	-572.70
	LOKTAK	2489.760000	2493.662400	11312.00	0.00	0.00	0.00
	PARE	1430.002500	1464.340800	100018.50	-14.50	0.00	-14.50
	RANGANADI	3458.000000	3471.264547	54205.20	-6996.80	0.00	-6996.80
	ER	-6909.469752	5179.674978	52308274.40	0.00	-47077446.96	-47077446.96
	NR	0.000000	-12107.054546	-52776482.90	-46051277.40	-47498834.61	-93550112.01
	KAMENG	13919.197556	13989.163647	198535.20	0.00	0.00	0.00


 Director
 NERPC
 New Engineering Research and Planning Corporation
 New Engineering Research and Planning Corporation
 New Engineering Research and Planning Corporation


NERPC, SHILLONG
Day-wise schedule, actual and Deviation charge statement
From 08-08-2022 to 14-08-2022

DATE	BENEFICIARY	SCH. TOTAL IN MWH	ACTUAL DRAWAL/GEN TOTAL IN MWH	DEVIATION CHARGE IN Rs.	ADDITIONAL DEVIATION CHARGE(Volume limit) IN Rs.	ADDITIONAL DEVIATION CHARGE(Sign Change Violation) IN Rs.	Total ADDITIONAL DEVIATION CHARGE IN Rs.
14-08-2022	ARUNACHAL PRADESH	-1891.555616	-2426.894584	-1667973.10	-28826.20	-100078.39	-128904.59
	ASSAM	-32246.173959	-31692.030259	1075046.40	-37059.00	-268761.60	-305820.60
	MANIPUR	-2591.910802	-2523.891678	256971.30	0.00	0.00	0.00
	MEGHALAYA	-613.151671	-650.113310	-94631.30	-12078.00	0.00	-12078.00
	MIZORAM	-391.616142	-228.033600	474045.50	-16683.40	0.00	-16683.40
	NAGALAND	-2218.038150	-1926.920520	794417.60	-3964.30	-71497.58	-75461.88
	TRIPURA	-5096.566600	-5068.100700	105862.40	-17495.20	0.00	-17495.20
	AGBPP	3872.817000	4254.488000	915340.00	-32385.90	0.00	-32385.90
	AGTCCPP	2113.518250	2203.365600	232811.00	-7736.90	0.00	-7736.90
	BGTTP	12756.166341	12457.460362	-881728.70	-30375.90	-26451.86	-56827.76
	BNC	-27.972295	-26.468400	6003.50	-69.10	0.00	-69.10
	PALATANA	13307.690219	13344.886688	141059.90	0.00	0.00	0.00
	DOYANG	347.617500	332.748000	-34861.50	0.00	0.00	0.00
	LOKTAK	2392.910000	2390.764800	-12493.60	-5026.80	0.00	-5026.80
	PARE	1306.250000	1321.819200	58745.60	-2469.80	0.00	-2469.80
	RANGANADI	3073.000000	3078.501449	46510.20	0.00	0.00	0.00
	ER	-7931.341533	4551.155716	39073564.20	-991053.50	-35166207.78	-36157261.28
	NR	0.000000	-12105.745450	-38316322.90	-33168669.20	-34484690.61	-67653359.81
	KAMENG	13919.200056	13988.000015	167372.70	-3907.40	0.00	-3907.40

SUMMARY OF WEEKLY DEVIATION CHARGES

	UTILITY	SCHEDULE(MWH)	ACTUAL(MWH)	DEVIATION CHARGE (IN RS)	ADDITIONAL DEVIATION CHARGE(Volume Limit) (IN RS)	ADDITIONAL DEVIATION CHARGE(Sign Change Violation) (IN RS)	Total ADDITIONAL DEVIATION CHARGE (IN RS)
FOR THE WEEK FROM 08-08-2022 TO 14-08-2022	KAMENG	96999.567720	97414.981851	1063808.80	-26952.00	0.00	-26952.00
	PARE	11726.237500	11879.985600	542608.20	-6582.70	0.00	-6582.70
	RANGANADI	28194.400000	28190.005814	237587.30	-54782.40	0.00	-54782.40
	LOKTAK	17331.470000	17331.124800	58615.30	-5026.80	0.00	-5026.80
	DOYANG	4761.392500	4763.851200	9346.20	-4305.50	0.00	-4305.50
	KHANDONG	0.000000	0.000000	0.00	0.00	0.00	0.00
	KOPILI	0.000000	0.000000	0.00	0.00	0.00	0.00
	KOPILI-2	0.000000	0.000000	0.00	0.00	0.00	0.00
	ASSAM	-243753.821793	-241404.879975	5913887.40	-795231.50	-1341648.18	-2136879.68
	MIZORAM	-3607.278232	-2075.535600	5218477.50	-187428.30	-85531.81	-272960.11
	NAGALAND	-16853.221550	-16102.388040	2474355.50	-107167.50	-81194.44	-188361.94
	MEGHALAYA	-13538.841808	-12961.022178	1939182.50	-330058.90	0.00	-330058.90
	TRIPURA	-32678.415418	-32036.466450	941962.40	-700077.30	-103647.92	-803725.22
	BNC	-198.481153	-183.889800	54360.80	-6404.70	0.00	-6404.70
	ARUNACHAL PRADESH	-14395.375979	-16543.771688	-7770480.90	-519551.70	-441982.83	-961534.53
	MANIPUR	-18605.380525	-18708.463720	-101985.20	-112464.80	0.00	-112464.80
	ER	-39783.676593	42582.168475	283796718.60			
	NR	0.000000	-84736.872748	-294003463.60			
	AGBPP	27427.788748	29630.728000	5233281.90	-231028.60	-115582.00	-346610.60
	AGTCCPP	7679.504200	8047.624800	923293.30	-50760.60	0.00	-50760.60
PALATANA	101822.999798	102024.937883	858048.10	-6233.60	0.00	-6233.60	
BGTTP	92208.256947	91315.845825	-2842964.20	-234654.20	-48279.71	-282933.91	
KAMENG_INF	0.000000	0.000000	0.00				

LEGEND: Energy: (+ve) means injection, (-ve) means drawal
 Deviation Charge: (+ve) means receivable, (-ve) mean payable
 (+) means under drawal/ over injection
 (-) means vice-versa


 Director
 NERPC
 New Energy Dept. of Power
 Govt. of India
 New Delhi