



Government of India  
Ministry of Power  
North Eastern Regional Power Committee  
Lapalang, Shillong 793006

No. NERPC/Dev/2023/2384-2422

Dt: 1<sup>st</sup> Nov., 2023

सेवा में / To,  
संलग्न सूची के अनुसार  
As per list enclosed.

**Sub: Provisional DSM under ABT regime for the period from 16.10.23 to 22.10.23- reg.**

सर/मैडम,  
Sir/Madam,

The Provisional statements giving details of Deviation charges account with payable / receivable particulars, for the period 16.10.23 to 22.10.23 is enclosed. Deviation charges have been calculated as per following CERC Notification and subsequent amendment orders:

- (i) Notification no. L-1/260/2021/CERC dated 14<sup>th</sup> March 2022 w.e.f. 05.12.2022
- (ii) Suo-moto order dated 26<sup>th</sup> Dec'2022 w.e.f. 28<sup>th</sup> Dec'2022
- (iii) Suo-moto order dated 6<sup>th</sup> Feb'2023 w.e.f. 8<sup>th</sup> Feb'2023
- (iv) Suo-moto order dated 9<sup>th</sup> Apr'2023 w.e.f. 10<sup>th</sup> Apr'2023

The payment by the constituents for the billed amounts shall be made to the Regional Deviation and Ancillary Service Pool Account Fund operated by NERLDC within 7 days of the issue of this Deviation-Account. In case of delayed payments against these bills beyond 7 days, the defaulting constituent shall pay surcharge @0.04% for each day of delay. The details of Deviation Accounts, both the statement as well as the data files, are available on NERPC website <https://www.nerpc.gov.in>.

Constituents may send their observation/ comments, if any on the same within 15 days from the date of issue of the account. In case no communication is received from constituents, the provisional DSM account statement as issued would be treated as final.

Enclosed -As above.

भवदीय / Yours faithfully,

(एस. एम. आइमोल/ S. M. Aimol)

निदेशक / Director

अधीक्षण अभियंता/ Superintending Engineer

List of Addressees:

1. CMD, TSECL, Bidyut Bhawan, Agartala – 799 001
2. Director (Distribution), MePDCL, Lumjingshai, S.R. Road, Shillong – 793 001
3. Engineer-in-Chief (P&E), P&E Dept., Govt. of Mizoram, Aizawl – 796 001
4. Chief General Manager (Comml), APDCL, Bijulee Bhawan, Paltan Bazar, Guwahati – 781 001
5. Chief Engineer (Comm), Dept. of Power, Govt. of Arunachal Pradesh, Itanagar – 791 111
6. Managing Director, MSPDCL, Keishampat, Imphal-795 001.
7. E-in-C, Dept. of Power, Govt. of Nagaland, Kohima – 797 001
8. Chief Engineer, Loktak HE Project, Vidyut Vihar, Komkeirap, Manipur – 795 124
9. Executive Director (Comml.), NEEPCO Ltd., Lower New Colony, Shillong – 793 003
10. Executive Director, NERTS, POWERGRID, Lapalang, Shillong – 793 006
11. Managing Director, OTPC, Core 4 & Central, 10th Floor, SCOPE Minar, Laxmi Nagar, Delhi – 110092
12. GM (Comml.), NTPC, 3<sup>rd</sup> Floor OLIC building, Plot No.N.17/2, Nayapalli, Bhubaneshwar-12
13. CE (G. M.), CEA, SewaBhawan, R.K.Puram, New Delhi – 110 066.
14. G. M., NERLDC, Lower Nongrah, Dongtiah, Lapalang, Shillong - 6.
15. C.G.M (SLDC ) AEGCL, Kahelipara, Guwahati.
16. Gen. Manager (Comml.), NHPC Ltd., NHPC Office complex, Sector –33, Faridabad-121003.
17. G.M (Commercial) APDCL, Bijulee Bhawan, Paltan Bazar, Guwahati - 781 001.
18. General Manager, Ranganadi HEP, NEEPCO, Yazlee, Ar. Pradesh
19. Project Manager, Doyang HEP, NEEPCO, Nagaland
20. Project Manager, AGBPP, NEEPCO Ltd., No. –III, Vill. Bokuloni, Dibrugarh, Assam.
21. Project Manager, AGTPP, NEEPCO Ltd., Ramchandranagar, Agartala, Tripura West- 799008.
22. Dy. G. M (Elect.), Kopili HEP, NEEPCO Ltd., Umrangso, N.C. Hills, Assam.
23. Supdt. Engr. (System Management) MeECL, Lumjingshai, Short Round Road, Shillong.
24. Supdt. Engr. (Commercial) Deptt. of Electricity, Govt.of Manipur, Keisampet, Imphal. 795001
25. Executive Engineer, MSLDC, P & E Dept., Chaltlang, Aizawl- 796012.
26. Supdt. Engr. Dimapur Sub-station Deptt. of Power, Govt.of Nagaland, Dimapur.
27. Dy. G. M. (Commercial) NERTS, Lower Nongrah, Dongtiah, Lapalang, Shillong - 6.
28. Dy. General Manager (ER), POWERGRID, Boring Road, Alankar Place, Patna - 800 001
29. DGM (Comml), OTPC, Core 4 & Central, 10th Floor, SCOPE Minar, Laxmi Nagar, Delhi – 110092
30. DGM (Comml.), NTPC, 3<sup>rd</sup> Floor OLIC building, Plot No.N.17/2, Nayapalli, Bhubaneshwar-12
31. AGM (Comml.), NTPC, Bongaigaon Thermal Power Project, P.O Salakati, Kokrajhar-783369
32. Addl. General Manager,Comml & Sys.Opn., TSECL,Banamalipur,Agartala.-799001.
33. Ex. Engr., SLDC, Deptt. of Power, Itanagar, Ar. Pradesh – 791 111
34. CEO, NVVNLtd., 7<sup>th</sup> Floor, Scope Complex, Lodhi Road, N.Delhi- 110 003
35. Power Trading Corpn. of India Ltd., 2<sup>nd</sup> Floor, NBCC Tower, 15-Bhikaji Cama Place, New Delhi – 66.
36. Member Secretary, NRPC,18-A,Shaheed Jeet Singh Marg,Katwaria Sarai, NewDelhi-110016.
37. Member Secretary, ERPC,14, Golf Club Road, Kolkata- 700 033.
38. Member Secretary, WRPC, Plot No F-3, MIDC Area, Opp Seepz, Marol, Andheri (E), Mumbai-400 093.
39. Member Secretary, SRPC, 29, Race Course Road, Bangalore- 560009.



(एस. एम. आइमोल/ S. M. Aimol)

निदेशक / Director

अधीक्षण अभियंता/ Superintending Engineer


**NORTH EASTERN REGIONAL POWER COMMITTEE**

**ABT based Deviation Charge Account  
For the period 16.10.2023 TO 22.10.2023**

Page 1 of 4

CONSTITUENTS	SCHEDULE (MWH)	ACTUAL (MWH)	DEVIATION (MWH)	Receivable from the Deviation and Ancillary Service Pool Account(Rs) (A)	Payable to the Deviation and Ancillary Service Pool Account(Rs) (B)
<b>BENEFICIARIES OF NORTH EASTERN REGION</b>					
ARUNACHAL PRADESH	15,658.02	19,021.13	3,363.10	0	2,84,03,313
ASSAM	1,85,344.07	1,89,661.38	4,317.31	0	4,41,78,515
MANIPUR	18,924.24	18,455.26	-468.98	9,61,706	0
MEGHALAYA	23,677.13	22,533.44	-1,143.69	44,26,296	0
MIZORAM	8,869.82	8,022.02	-847.80	43,73,095	0
NAGALAND	16,900.31	16,257.69	-642.62	36,30,803	0
TRIPURA	35,192.51	33,881.72	-1,310.79	86,47,300	0
BNC	164.36	157.75	-6.60	8,494	0
<b>CERC REGULATED GENERATORS (CGS/ISGS)</b>					
AGBPP	28,950.63	30,555.56	1,604.93	54,98,168	0
AGTCCPP	11,214.31	12,084.73	870.42	25,83,018	0
BGTPP	97,908.91	97,118.64	-790.26	0	29,42,951
PALATANA	85,841.57	86,141.45	299.88	5,32,890	0
DOYANG	2,923.67	2,977.77	54.10	0	1,16,542
KHANDONG	0.00	0.00	0.00	0	0
KOPILI	15,439.92	15,318.18	-121.74	0	7,07,241
KOPILI-2	4,097.24	4,035.07	-62.17	0	1,11,134
LOKTAK	10,183.06	10,245.55	62.49	1,14,268	0
PARE	9,506.50	9,598.47	91.98	2,80,559	0
RANGANADI	20,636.79	20,699.37	62.57	16,219	0
KAMENG	66,113.69	66,731.71	618.02	42,39,585	0
<b>INTER- REGIONAL</b>					
ER	-27,123.15	65,654.09	92,777.24	69,55,52,430	0
NR	0.00	-1,05,875.49	-1,05,875.49	0	76,12,44,905
<b>TOTAL</b>				<b>730864831</b>	<b>837704600</b>


Pool Balance (B - A) :	106839769
LEGEND :	<i>In pool balance positive(+ve) means surplus in pool and negative(-ve) means deficit in pool</i>

  
 Director  
 Regional Director  
 North Eastern Region, of Power  
 under Ministry of Power  
 Government of India

**NERPC, SHILLONG**  
**Day-wise schedule, actual and Deviation charge statement**  
**From 16/10/2023 to 22/10/2023**


Page 2 of 4

Date	Constituents	Total Schedule (MWH)	Total Actual (MWH)	Deviation (MWH)	Receivable from the Deviation and Ancillary Service Pool Account(Rs)	Payable to the Deviation and Ancillary Service Pool Account(Rs)
16/10/2023	ARUNACHAL PRADESH	2312.93	2801.48	488.55	0.00	3946809.28
	ASSAM	26470.06	27068.10	598.04	1223400.38	6625459.85
	MANIPUR	2708.61	2623.95	-84.66	657399.13	436410.18
	MEGHALAYA	3019.81	2850.91	-168.90	1316462.05	271589.42
	MIZORAM	848.90	713.60	-135.30	698449.22	25022.59
	NAGALAND	2439.42	2328.28	-111.14	762584.18	116808.22
	TRIPURA	5359.78	5279.85	-79.92	897637.86	502508.10
	AGBPP	4287.67	4506.84	219.17	878131.17	272199.29
	AGTCCPP	1664.53	1760.89	96.36	338312.57	50525.69
	BGTPP	14263.38	14145.76	-117.62	538023.16	735415.22
	BNC	25.10	23.47	-1.64	24328.65	19097.95
	PALATANA	12029.27	12061.27	32.00	64914.12	16570.86
	DOYANG	542.92	556.17	13.25	38978.97	26384.60
	KHANDONG	0.00	0.00	0.00	0.00	0.00
	KOPILI	1723.95	1728.91	4.96	152145.69	74227.01
	KOPILI-2	592.80	595.68	2.88	10958.36	2908.33
	LOKTAK	1759.37	1768.99	9.62	26876.24	5556.51
	PARE	1698.13	1711.68	13.56	88206.55	44322.00
	RANGANADI	3390.00	3394.12	4.12	39126.73	35863.30
	KAMENG	12308.92	12409.45	100.54	858946.93	1848.89
	ER	-6686.23	6822.17	13508.40	122051410.07	0.00
NR	0.00	-16743.42	-16743.42	0.00	146589206.04	
17/10/2023	ARUNACHAL PRADESH	2198.25	2681.96	483.70	48168.83	5612347.03
	ASSAM	27627.74	28708.55	1080.80	811068.83	10369722.60
	MANIPUR	2681.03	2665.81	-15.22	456721.52	727225.01
	MEGHALAYA	3148.87	2986.84	-162.02	1983255.57	1237626.77
	MIZORAM	829.09	738.71	-90.38	689855.94	351380.82
	NAGALAND	2456.52	2388.84	-67.69	603877.38	200930.62
	TRIPURA	5102.96	5054.11	-48.86	1917237.24	1184815.34
	AGBPP	4059.60	4370.67	311.07	1230658.95	17967.06
	AGTCCPP	1189.51	1347.20	157.69	447936.19	22658.79
	BGTPP	12865.24	12775.97	-89.27	587222.48	1051284.56
	BNC	25.06	23.37	-1.69	30375.01	19484.26
	PALATANA	12380.78	12420.72	39.94	74141.44	0.00
	DOYANG	543.69	549.32	5.64	25516.41	39425.58
	KHANDONG	0.00	0.00	0.00	0.00	0.00
	KOPILI	2397.90	2364.83	-33.07	32254.62	353685.68
	KOPILI-2	592.80	596.81	4.01	10651.35	1986.63
	LOKTAK	1515.22	1523.88	8.66	25523.22	9194.28
	PARE	1465.59	1478.53	12.94	106683.42	51401.49
	RANGANADI	3071.13	3070.15	-0.97	42976.27	46978.37
	KAMENG	9887.14	9981.89	94.75	926940.10	60798.70
	ER	-5546.42	12587.03	18133.46	164020768.26	0.00
NR	0.00	-16743.27	-16743.27	0.00	150437845.84	
18/10/2023	ARUNACHAL PRADESH	2199.76	2676.83	477.08	137328.49	5369530.44
	ASSAM	28450.34	29699.55	1249.21	295859.50	11677818.67
	MANIPUR	2829.95	2659.72	-170.23	1531757.33	808116.19
	MEGHALAYA	3210.69	3111.78	-98.91	1132529.64	1094307.34
	MIZORAM	1469.58	1309.63	-159.95	893068.85	9093.70
	NAGALAND	2464.62	2368.50	-96.12	690973.21	68686.60
	TRIPURA	6461.82	6473.43	11.61	1291206.89	1014315.70
	AGBPP	4317.83	4496.16	178.33	916776.52	364372.18
	AGTCCPP	1783.86	1870.55	86.69	325803.26	37595.68
	BGTPP	15017.27	14986.84	-30.43	467008.30	728189.76
	BNC	25.13	23.23	-1.90	27013.55	16981.08
	PALATANA	14232.88	14278.33	45.44	90155.32	12562.00
	DOYANG	460.00	456.42	-3.58	29849.31	177316.92
	KHANDONG	0.00	0.00	0.00	0.00	0.00
	KOPILI	2395.58	2395.90	0.33	72766.94	79942.09
	KOPILI-2	592.80	598.84	6.04	11698.68	950.82
	LOKTAK	1499.84	1519.34	19.51	47260.52	11963.11
	PARE	1304.01	1328.63	24.61	94618.10	25870.98
	RANGANADI	3012.56	3041.67	29.11	50435.93	18840.06
	KAMENG	9207.45	9320.44	112.98	873942.07	6383.08
	ER	-5306.67	9039.61	14346.27	106166185.62	0.00
NR	0.00	-13966.25	-13966.25	0.00	104416931.48	

  
 Director  
 NERPC  
 New Delhi

**NERPC, SHILLONG**  
**Day-wise schedule, actual and Deviation charge statement**  
**From 16/10/2023 to 22/10/2023**

Date	Constituents	Total Schedule (MWH)	Total Actual (MWH)	Deviation (MWH)	Receivable from the Devialtion and Ancillary Service Pool Account(Rs)	Payble to the Deviation and Ancillary Service Pool Account(Rs)
19/10/2023	ARUNACHAL PRADESH	2298.11	2709.66	411.54	2510.56	3786879.15
	ASSAM	26703.51	27907.03	1203.52	1217390.05	14797007.24
	MANIPUR	2721.18	2627.86	-93.32	1059957.38	888597.31
	MEGHALAYA	3267.40	3067.22	-200.18	1372853.87	565971.07
	MIZORAM	1429.95	1289.43	-140.53	885277.43	38211.65
	NAGALAND	2449.50	2354.89	-94.61	631332.38	15295.12
	TRIPURA	4849.03	4374.39	-474.64	3538444.37	374260.91
	AGBPP	4448.12	4616.71	168.59	805497.21	305940.78
	AGTCCPP	1806.82	1897.67	90.84	292462.73	14747.23
	BGTPP	16171.02	16085.58	-85.44	311598.13	646638.46
	BNC	25.13	22.81	-2.32	27832.44	17548.02
	PALATANA	11800.44	11846.27	45.83	88986.78	0.00
	DOYANG	416.90	420.47	3.57	39316.22	32134.19
	KHANDONG	0.00	0.00	0.00	0.00	0.00
	KOPILI	2371.20	2382.75	11.55	88157.18	92.83
	KOPILI-2	592.80	591.92	-0.88	4594.54	3969.69
	LOKTAK	1357.72	1370.01	12.29	30291.27	3939.99
	PARE	1358.50	1380.60	22.10	107428.04	37158.92
	RANGANADI	2978.00	2982.84	4.84	50509.41	64288.94
	KAMENG	9237.47	9346.47	109.01	816257.35	9551.96
	ER	-5523.45	6943.99	12467.45	95814423.60	0.00
	NR	0.00	-14485.24	-14485.24	0.00	107012694.76
	20/10/2023	ARUNACHAL PRADESH	2198.29	2831.47	633.18	3964.45
ASSAM		26776.07	27267.78	491.70	2406821.43	7355125.51
MANIPUR		2753.78	2634.13	-119.65	1006293.74	699589.37
MEGHALAYA		3613.24	3340.68	-272.56	1453302.65	101832.64
MIZORAM		1430.26	1317.39	-112.87	770194.89	26273.25
NAGALAND		2420.82	2324.22	-96.61	643845.93	13348.58
TRIPURA		4462.50	4064.48	-398.02	2705362.18	44897.98
AGBPP		4122.21	4292.50	170.29	900293.38	474653.22
AGTCCPP		1780.14	1875.26	95.12	367435.36	11692.25
BGTPP		15245.26	15072.02	-173.24	279860.99	904874.27
BNC		23.72	22.83	-0.89	18339.08	21967.63
PALATANA		11691.04	11733.17	42.13	81080.94	363.15
DOYANG		346.02	363.23	17.21	23475.73	19001.25
KHANDONG		0.00	0.00	0.00	0.00	0.00
KOPILI		2371.83	2382.16	10.33	79720.05	2000.72
KOPILI-2		592.80	595.88	3.08	6914.97	1417.02
LOKTAK		1357.72	1361.70	3.98	13283.57	10064.96
PARE		1235.07	1243.71	8.64	53994.85	28620.80
RANGANADI		2868.00	2866.11	-1.89	25338.85	33560.08
KAMENG		8585.16	8569.02	-16.14	774483.67	1162992.51
ER		-5013.26	9056.74	14070.00	108152021.99	0.00
NR		0.00	-14570.04	-14570.04	0.00	106746941.83
21/10/2023		ARUNACHAL PRADESH	2154.73	2705.37	550.64	6430.08
	ASSAM	26714.71	26641.04	-73.67	2041912.14	1957734.06
	MANIPUR	2614.32	2661.20	46.88	190001.14	499642.15
	MEGHALAYA	3416.17	3360.89	-55.29	499801.94	721432.76
	MIZORAM	1459.95	1375.37	-84.58	473220.48	78227.44
	NAGALAND	2321.63	2257.70	-63.93	344772.82	49987.07
	TRIPURA	4392.83	4219.04	-173.79	881600.75	82328.21
	AGBPP	3876.75	4151.57	274.82	1300198.53	226648.02
	AGTCCPP	1537.53	1718.72	181.19	493774.65	7894.07
	BGTPP	11100.21	10849.34	-250.87	530388.26	1506017.58
	BNC	15.18	21.06	5.89	159.53	35112.67
	PALATANA	11794.45	11837.59	43.15	79114.87	0.00
	DOYANG	324.06	332.80	8.74	22739.74	21209.01
	KHANDONG	0.00	0.00	0.00	0.00	0.00
	KOPILI	2373.04	2385.90	12.87	77837.60	677.77
	KOPILI-2	592.80	596.66	3.86	8638.75	1518.80
	LOKTAK	1346.80	1353.36	6.56	18955.50	4775.73
	PARE	1276.97	1282.85	5.87	45942.84	35668.09
	RANGANADI	2504.11	2518.32	14.20	38031.22	33801.52
	KAMENG	8412.76	8538.55	125.78	752587.73	0.00
	ER	-1191.66	13534.94	14726.60	77563654.57	0.00
	NR	0.00	-14790.84	-14790.84	0.00	79813539.71

  
 Director  
 NERPC  
 15, 16/10/2023  
 Shillong

**NERPC, SHILLONG**  
**Day-wise schedule, actual and Deviation charge statement**  
**From 16/10/2023 to 22/10/2023**

Date	Constituents	Total Schedule (MWH)	Total Actual (MWH)	Deviation (MWH)	Receivable from the Devialtion and Ancillary Service Pool Account(Rs)	Payble to the Deviation and Ancillary Service Pool Account(Rs)
<b>22/10/2023</b>	ARUNACHAL PRADESH	2295.95	2614.36	318.41	83953.05	1634245.21
	ASSAM	22601.63	22369.34	-232.30	2012439.77	1404539.04
	MANIPUR	2615.38	2582.59	-32.78	393799.59	274643.40
	MEGHALAYA	4000.95	3815.11	-185.84	833594.32	172743.96
	MIZORAM	1402.10	1277.90	-124.19	551271.12	60032.99
	NAGALAND	2347.80	2235.27	-112.53	448202.55	29729.73
	TRIPURA	4563.59	4416.42	-147.18	775065.91	156128.58
	AGBPP	3838.45	4121.11	282.66	1143855.63	15463.05
	AGTCCPP	1451.91	1614.45	162.53	485436.58	23029.85
	BGTTP	13246.52	13203.13	-43.39	676670.86	761303.29
	BNC	25.04	20.99	-4.05	18142.99	7505.33
	PALATANA	11912.71	11964.09	51.38	83992.38	0.00
	DOYANG	290.08	299.36	9.28	37629.24	18575.85
	KHANDONG	0.00	0.00	0.00	0.00	0.00
	KOPILI	1806.42	1677.71	-128.71	87316.29	786812.90
	KOPILI-2	540.44	459.29	-81.15	7521.04	159359.91
	LOKTAK	1346.41	1348.27	1.87	22007.24	24435.48
	PARE	1168.22	1172.47	4.25	39589.27	32861.82
	RANGANADI	2813.00	2826.15	13.15	50619.98	47487.01
	KAMENG	8474.79	8565.89	91.10	483790.73	5788.52
ER	2144.55	7669.61	5525.07	26986733.31	5202767.68	
NR	0.00	-14576.44	-14576.44	0.00	66227745.37	

**SUMMARY OF WEEKLY DEVIATION CHARGES**

	Constituents	Total Schedule (MWH)	Total Actual (MWH)	Deviation (MWH)	Receivable from the Devialtion and Ancillary Service Pool Account(Rs)	Payble to the Deviation and Ancillary Service Pool Account(Rs)
<b>FOR THE WEEK FROM 16/10/2023 TO 22/10/2023</b>	ARUNACHAL PRADESH	15658.02	19021.13	3363.10	282355.47	28685668.98
	ASSAM	185344.07	189661.38	4317.31	10008892.09	54187406.98
	MANIPUR	18924.24	18455.26	-468.98	5295929.83	4334223.62
	MEGHALAYA	23677.13	22533.44	-1143.69	8591800.04	4165503.95
	MIZORAM	8869.82	8022.02	-847.80	4961337.93	588242.45
	NAGALAND	16900.31	16257.69	-642.62	4125588.45	494785.95
	TRIPURA	35192.51	33881.72	-1310.79	12006555.20	3359254.82
	AGBPP	28950.63	30555.56	1604.93	7175411.40	1677243.59
	AGTCCPP	11214.31	12084.73	870.42	2751161.34	168143.54
	BGTTP	97908.91	97118.64	-790.26	3390772.18	6333723.14
	BNC	164.36	157.75	-6.60	146191.25	137696.95
	PALATANA	85841.57	86141.45	299.88	562385.85	29496.02
	DOYANG	2923.67	2977.77	54.10	217505.63	334047.40
	KHANDONG	0.00	0.00	0.00	0.00	0.00
	KOPILI	15439.92	15318.18	-121.74	590198.37	1297438.99
	KOPILI-2	4097.24	4035.07	-62.17	60977.70	172111.19
	LOKTAK	10183.06	10245.55	62.49	184197.57	69930.05
	PARE	9506.50	9598.47	91.98	536463.07	255904.10
	RANGANADI	20636.79	20699.37	62.57	297038.38	280819.29
	KAMENG	66113.69	66731.71	618.02	5486948.58	1247363.65
ER	-27123.15	65654.09	92777.24	700755197.41	5202767.68	
NR	0.00	-105875.49	-105875.49	0.00	761244905.03	

  
 (Signature of the Director)  
 Director/NERPC  
 Nige Hkwn/Adn. of Power  
 Nete Hkwn/Gen. of India  
 Shillong