



Government of India
Ministry of Power
North Eastern Regional Power Committee
Lapalang, Shillong 793006

No. NERPC/Dev/2023/4696-4734

Dt: 11th Oct., 2023

सेवा में / To,
संलग्न सूची के अनुसार
As per list enclosed.

Sub: Provisional DSM under ABT regime for the period from 18.09.23 to 24.09.23- reg.

सर/मैडम,
Sir/Madam,

The Provisional statements giving details of Deviation charges account with payable / receivable particulars, for the period 18.09.23 to 24.09.23 is enclosed. Deviation charges have been calculated as per following CERC Notification and subsequent amendment orders:

- (i) Notification no. L-1/260/2021/CERC dated 14th March 2022 w.e.f. 05.12.2022
- (ii) Suo-moto order dated 26th Dec'2022 w.e.f. 28th Dec'2022
- (iii) Suo-moto order dated 6th Feb'2023 w.e.f. 8th Feb'2023
- (iv) Suo-moto order dated 9th Apr'2023 w.e.f. 10th Apr'2023

The payment by the constituents for the billed amounts shall be made to the Regional Deviation and Ancillary Service Pool Account Fund operated by NERLDC within 7 days of the issue of this Deviation-Account. In case of delayed payments against these bills beyond 7 days, the defaulting constituent shall pay surcharge @0.04% for each day of delay. The details of Deviation Accounts, both the statement as well as the data files, are available on NERPC website <https://www.nerpc.gov.in>.

Constituents may send their observation/ comments, if any on the same within 15 days from the date of issue of the account. In case no communication is received from constituents, the provisional DSM account statement as issued would be treated as final.

Enclosed -As above.

भवदीय / Yours faithfully,

(एस. एम. आइमोल/ S. M. Aimol)

निदेशक / Director

अधीक्षण अभियंता/ Superintending Engineer

List of Addressees:

1. CMD, TSECL, Bidyut Bhawan, Agartala – 799 001
2. Director (Distribution), MePDCL, Lumjingshai, S.R. Road, Shillong – 793 001
3. Engineer-in-Chief (P&E), P&E Dept., Govt. of Mizoram, Aizawl – 796 001
4. Chief General Manager (Comml), APDCL, Bijulee Bhawan, Paltan Bazar, Guwahati – 781 001
5. Chief Engineer (Comm), Dept. of Power, Govt. of Arunachal Pradesh, Itanagar – 791 111
6. Managing Director, MSPDCL, Keishampat, Imphal-795 001.
7. E-in-C, Dept. of Power, Govt. of Nagaland, Kohima – 797 001
8. Chief Engineer, Loktak HE Project, Vidyut Vihar, Komkeirap, Manipur – 795 124
9. Executive Director (Comml.), NEEPCO Ltd., Lower New Colony, Shillong – 793 003
10. Executive Director, NERTS, POWERGRID, Lapalang, Shillong – 793 006
11. Managing Director, OTPC, Core 4 & Central, 10th Floor, SCOPE Minar, Laxmi Nagar, Delhi – 110092
12. GM (Comml.), NTPC, 3rd Floor OLIC building, Plot No.N.17/2, Nayapalli, Bhubaneshwar-12
13. CE (G. M.), CEA, SewaBhawan, R.K.Puram, New Delhi – 110 066.
14. G. M., NERLDC, Lower Nongrah, Dongtieh, Lapalang, Shillong - 6.
15. C.G.M (SLDC) AEGCL, Kahelipara, Guwahati.
16. Gen. Manager (Comml.), NHPC Ltd., NHPC Office complex, Sector –33, Faridabad-121003.
17. G.M (Commercial) APDCL, Bijulee Bhawan, Paltan Bazar, Guwahati - 781 001.
18. General Manager, Ranganadi HEP, NEEPCO, Yazlee, Ar. Pradesh
19. Project Manager, Doyang HEP, NEEPCO, Nagaland
20. Project Manager, AGBPP, NEEPCO Ltd., No. –III, Vill. Bokuloni, Dibrugarh, Assam.
21. Project Manager, AGTPP, NEEPCO Ltd., Ramchandranagar, Agartala, Tripura West- 799008.
22. Dy. G. M (Elect.), Kopili HEP, NEEPCO Ltd., Umrangso, N.C. Hills, Assam.
23. Supdt. Engr. (System Management) MeECL, Lumjingshai, Short Round Road, Shillong.
24. Supdt. Engr. (Commercial) Deptt. of Electricity, Govt.of Manipur, Keisampet, Imphal. 795001
25. Executive Engineer, MSLDC, P & E Dept., Chaltlang, Aizawl- 796012.
26. Supdt. Engr. Dimapur Sub-station Deptt. of Power, Govt.of Nagaland, Dimapur.
27. Dy. G. M. (Commercial) NERTS, Lower Nongrah, Dongtieh, Lapalang, Shillong - 6.
28. Dy. General Manager (ER), POWERGRID, Boring Road, Alankar Place, Patna - 800 001
29. DGM (Comml), OTPC, Core 4 & Central, 10th Floor, SCOPE Minar, Laxmi Nagar, Delhi – 110092
30. DGM (Comml.), NTPC, 3rd Floor OLIC building, Plot No.N.17/2, Nayapalli, Bhubaneshwar-12
31. AGM (Comml.), NTPC, Bongaigaon Thermal Power Project, P.O Salakati, Kokrajhar-783369
32. Addl. General Manager,Comml & Sys.Opn., TSECL,Banamalipur,Agartala.-799001.
33. Ex. Engr., SLDC, Deptt. of Power, Itanagar, Ar. Pradesh – 791 111
34. CEO, NVVNLtd., 7th Floor, Scope Complex, Lodhi Road, N.Delhi- 110 003
35. Power Trading Corpn. of India Ltd., 2nd Floor, NBCC Tower, 15-Bhikaji Cama Place, New Delhi – 66.
36. Member Secretary, NRPC,18-A,Shaheed Jeet Singh Marg,Katwaria Sarai, NewDelhi-110016.
37. Member Secretary, ERPC,14, Golf Club Road, Kolkata- 700 033.
38. Member Secretary, WRPC, Plot No F-3, MIDC Area, Opp Seepz, Marol, Andheri (E), Mumbai-400 093.
39. Member Secretary, SRPC, 29, Race Course Road, Bangalore- 560009.



(एस. एम. आइमोल/ S. M. Aimol)

निदेशक / Director

अधीक्षण अभियंता/ Superintending Engineer


NORTH EASTERN REGIONAL POWER COMMITTEE

**ABT based Deviation Charge Account
For the period 18.09.2023 TO 24.09.2023**

Page 1 of 4

CONSTITUENTS	SCHEDULE (MWH)	ACTUAL (MWH)	DEVIATION (MWH)	Receivable from the Deviation and Ancillary Service Pool Account(Rs) (A)	Payble to the Deviation and Ancillary Service Pool Account(Rs) (B)
BENEFICIARIES OF NORTH EASTERN REGION					
ARUNACHAL PRADESH	19,086.96	19,804.44	717.47	0	46,73,380
ASSAM	2,21,917.42	2,29,793.93	7,876.51	0	4,20,12,811
MANIPUR	19,020.30	17,783.45	-1,236.85	46,89,663	0
MEGHALAYA	10,320.00	8,960.79	-1,359.21	39,42,525	0
MIZORAM	10,506.31	8,935.46	-1,570.85	50,58,318	0
NAGALAND	17,285.67	15,833.87	-1,451.80	51,73,569	0
TRIPURA	36,630.34	36,525.81	-104.52	0	12,23,226
BNC	195.90	184.87	-11.02	26,896	0
CERC REGULATED GENERATORS (CGS/ISGS)					
AGBPP	26,591.01	29,614.78	3,023.77	94,93,368	0
AGTCCPP	11,818.79	12,468.67	649.89	19,93,985	0
BGTPP	85,376.07	84,657.99	-718.08	0	24,10,237
PALATANA	89,569.02	89,893.43	324.41	5,66,118	0
DOYANG	7,154.33	7,253.02	98.69	2,56,334	0
KHANDONG	0.00	0.00	0.00	0	0
KOPILI	16,363.75	16,274.86	-88.89	0	3,31,047
KOPILI-2	4,149.60	4,129.06	-20.54	0	11,278
LOKTAK	14,493.02	14,536.89	43.87	96,176	0
PARE	12,984.95	13,061.87	76.92	2,04,877	0
RANGANADI	33,894.96	34,115.22	220.26	3,02,394	0
KAMENG	57,383.19	56,530.11	-853.08	0	29,30,544
INTER- REGIONAL					
ER	-17,406.09	1,03,661.56	1,21,067.65	65,40,59,565	0
NR	0.00	-1,18,696.58	-1,18,696.58	0	63,68,90,776
TOTAL				685863790	690483298


Pool Balance (B - A) :	4619508
LEGEND :	<i>In pool balance positive(+ve) means surplus in pool and negative(-ve) means deficit in pool</i>


 (स.म. आइमोती/S.M. Airmoti)
 निदेशक/Director
 उ.पु.के.वि.स./NEEPC
 विद्युत मंत्रालय/Min. of Power
 भारत सरकार/Govt. of India
 शिलांग/Shillong

NERPC, SHILLONG
Day-wise schedule, actual and Deviation charge statement
From 18/09/2023 to 24/09/2023


Page 2 of 4

Date	Constituents	Total Schedule (MWH)	Total Actual (MWH)	Deviation (MWH)	Receivable from the Deviation and Ancillary Service Pool Account(Rs)	Payable to the Deviation and Ancillary Service Pool Account(Rs)
18/09/2023	ARUNACHAL PRADESH	3101.09	2970.92	-130.17	502635.30	107757.20
	ASSAM	33639.73	35251.22	1611.49	513122.32	7263730.82
	MANIPUR	2775.31	2499.26	-276.05	905023.78	63780.31
	MEGHALAYA	1910.99	1852.01	-58.99	318119.30	168083.24
	MIZORAM	1466.30	1119.84	-346.46	783022.32	0.00
	NAGALAND	2530.91	2197.43	-333.49	709208.05	27652.55
	TRIPURA	5189.72	5165.06	-24.66	652931.51	708152.54
	AGBPP	3700.96	4228.55	527.59	1499095.30	241.86
	AGTCCPP	1681.48	1765.94	84.45	345821.62	67733.35
	BGTPP	10839.16	10767.00	-72.16	224436.36	474799.56
	BNC	28.10	28.21	0.11	8600.19	12388.64
	PALATANA	12990.09	13032.45	42.36	74786.95	211.30
	DOYANG	851.90	864.79	12.89	31696.18	5147.70
	KHANDONG	0.00	0.00	0.00	0.00	0.00
	KOPILI	2161.25	2023.34	-137.91	84515.18	803801.79
	KOPILI-2	592.80	588.67	-4.13	2526.05	5638.96
	LOKTAK	2127.00	2138.42	11.42	22297.99	1372.98
	PARE	1210.01	1223.56	13.55	46452.02	29622.05
	RANGANADI	3057.45	3068.77	11.32	37393.79	25548.47
	KAMENG	10799.97	10771.05	-28.92	419399.96	610616.62
ER	2637.39	18806.61	16169.22	67477990.35	0.00	
NR	0.00	-16957.67	-16957.67	0.00	70729648.67	
19/09/2023	ARUNACHAL PRADESH	2990.70	3020.49	29.79	856961.99	982868.33
	ASSAM	33439.76	35072.37	1632.61	1239120.70	8842505.01
	MANIPUR	2793.19	2501.87	-291.32	1289376.70	113954.43
	MEGHALAYA	2226.10	2017.61	-208.49	956606.44	63786.58
	MIZORAM	1463.88	1138.27	-325.60	1085983.86	89593.50
	NAGALAND	2464.45	2176.72	-287.72	1070129.90	48189.40
	TRIPURA	5385.49	5662.71	277.22	1075381.07	2872777.84
	AGBPP	3891.00	4270.26	379.26	1330006.00	17803.99
	AGTCCPP	1738.63	1798.90	60.27	288692.50	105989.50
	BGTPP	11996.63	11988.40	-8.23	499139.10	456994.15
	BNC	28.10	27.49	-0.61	13625.51	15530.17
	PALATANA	13318.74	13361.00	42.26	76717.70	0.00
	DOYANG	816.88	839.38	22.51	81771.94	648.60
	KHANDONG	0.00	0.00	0.00	0.00	0.00
	KOPILI	2371.20	2395.55	24.35	97551.49	757.74
	KOPILI-2	592.80	590.35	-2.45	2818.06	4370.82
	LOKTAK	2061.00	2068.32	7.31	22640.19	4888.89
	PARE	1333.76	1362.12	28.37	93729.55	25017.10
	RANGANADI	3110.00	3140.73	30.73	60107.53	26012.53
	KAMENG	10799.99	10891.20	91.21	347071.62	0.00
ER	-84.13	17381.64	17465.76	89453754.69	0.00	
NR	0.00	-16956.36	-16956.36	0.00	89544731.58	
20/09/2023	ARUNACHAL PRADESH	2381.17	2881.05	499.88	102988.64	3170864.96
	ASSAM	30860.14	31783.59	923.45	760822.49	6449717.22
	MANIPUR	2640.15	2424.44	-215.71	1420365.46	384597.53
	MEGHALAYA	1989.72	1730.03	-259.69	1216355.19	268447.02
	MIZORAM	1434.38	1312.16	-122.22	847611.39	311576.55
	NAGALAND	2264.25	2059.32	-204.93	1035265.77	28546.62
	TRIPURA	5406.75	5246.35	-160.40	1123675.97	242639.98
	AGBPP	4030.03	4351.52	321.49	1198808.24	36443.44
	AGTCCPP	1824.48	1855.13	30.65	161777.51	46357.96
	BGTPP	13965.62	13897.78	-67.84	339288.91	572793.53
	BNC	28.04	24.54	-3.50	24071.32	14149.47
	PALATANA	12582.95	12629.83	46.88	85365.89	0.00
	DOYANG	847.00	853.24	6.24	42879.54	37549.80
	KHANDONG	0.00	0.00	0.00	0.00	0.00
	KOPILI	2346.50	2242.58	-103.92	107264.91	610818.23
	KOPILI-2	592.80	591.67	-1.13	3274.50	3509.30
	LOKTAK	2061.00	2066.15	5.14	15406.54	4851.80
	PARE	1485.00	1487.79	2.80	47986.09	54298.85
	RANGANADI	3695.00	3739.36	44.36	79681.96	34742.92
	KAMENG	6853.11	5840.22	-1012.89	321030.20	3328517.90
ER	-1848.97	16577.82	18426.79	106275021.86	0.00	
NR	0.00	-16952.15	-16952.15	0.00	99760104.86	


 (ए.एम. आइमल/S.M.Aimal)
 निदेशक/Director
 उ.पु.के.वि.स./NERPC
 विद्युत मंत्रालय/Min. of Power
 भारत सरकार/Govt. of India
 शिलांग/Shillong

NERPC, SHILLONG
Day-wise schedule, actual and Deviation charge statement
From 18/09/2023 to 24/09/2023

Date	Constituents	Total Schedule (MWH)	Total Actual (MWH)	Deviation (MWH)	Receivable from the Deviation and Ancillary Service Pool Account(Rs)	Payable to the Deviation and Ancillary Service Pool Account(Rs)
21/09/2023	ARUNACHAL PRADESH	2761.89	2747.38	-14.51	654217.56	756866.85
	ASSAM	29961.53	30377.02	415.49	1321456.45	4193825.47
	MANIPUR	2559.18	2400.70	-158.49	905209.06	262917.68
	MEGHALAYA	1445.50	1224.74	-220.76	977765.84	155095.82
	MIZORAM	1579.35	1329.97	-249.38	917278.23	8898.81
	NAGALAND	2354.07	2201.23	-152.84	710601.19	28011.64
	TRIPURA	5059.64	4917.40	-142.24	937372.51	293956.20
	AGBPP	3940.23	4396.63	456.40	1321659.36	12757.75
	AGTCCPP	1719.31	1834.80	115.49	403223.81	23067.65
	BGTTP	14284.78	14112.80	-171.98	149932.44	751725.75
	BNC	28.10	25.58	-2.51	21139.84	11653.40
	PALATANA	12099.92	12149.83	49.92	83170.39	95.39
	DOYANG	931.28	944.97	13.70	31697.36	79.13
	KHANDONG	0.00	0.00	0.00	0.00	0.00
	KOPILI	2371.20	2396.58	25.38	201246.51	3094.81
	KOPILI-2	592.80	589.05	-3.75	2675.66	5200.58
	LOKTAK	2061.00	2066.47	5.46	13955.45	4410.90
	PARE	1731.02	1743.99	12.97	38889.62	34472.37
	RANGANADI	4932.85	4981.38	48.53	74112.20	19287.31
	KAMENG	7330.12	7259.64	-70.48	362922.51	1297370.66
	ER	-4996.00	11390.71	16386.72	107616004.59	0.00
	NR	0.00	-16955.64	-16955.64	0.00	110590746.31
	22/09/2023	ARUNACHAL PRADESH	2682.27	2699.01	16.74	735751.73
ASSAM		31038.11	32048.94	1010.83	1058362.51	8318473.44
MANIPUR		2708.73	2559.50	-149.23	953008.18	304089.78
MEGHALAYA		882.57	657.08	-225.49	812529.49	388824.49
MIZORAM		1533.06	1351.73	-181.33	755867.68	21144.86
NAGALAND		2492.33	2370.29	-122.04	612322.63	66003.51
TRIPURA		4895.12	4668.49	-226.63	1133914.74	229569.15
AGBPP		3602.87	4163.53	560.66	1558073.01	3555.33
AGTCCPP		1624.23	1757.46	133.22	465423.55	92078.15
BGTTP		12181.61	11913.29	-268.32	383162.15	1310848.15
BNC		27.90	26.08	-1.82	20107.15	14310.87
PALATANA		12150.53	12199.60	49.07	92199.60	0.00
DOYANG		1236.00	1251.50	15.50	43085.91	457.36
KHANDONG		0.00	0.00	0.00	0.00	0.00
KOPILI		2371.20	2408.05	36.85	241776.95	0.00
KOPILI-2		592.80	592.68	-0.12	3740.25	3024.04
LOKTAK		2061.00	2066.51	5.51	12538.17	2102.35
PARE		2832.00	2832.40	0.40	9548.35	8631.34
RANGANADI		7593.00	7642.10	49.10	77754.76	12129.32
KAMENG		7200.00	7260.15	60.15	373313.86	0.00
ER		-6861.00	10496.91	17357.91	108252384.88	0.00
NR		0.00	-16957.24	-16957.24	0.00	102870846.72
23/09/2023		ARUNACHAL PRADESH	2414.83	2703.69	288.86	77327.70
	ASSAM	31490.76	33108.97	1618.21	571366.60	11274406.80
	MANIPUR	2634.94	2681.20	46.26	320969.81	520701.91
	MEGHALAYA	552.02	358.99	-193.03	472527.22	211455.46
	MIZORAM	1558.12	1424.69	-133.43	558551.94	135909.87
	NAGALAND	2598.08	2479.17	-118.91	570163.97	16732.55
	TRIPURA	5286.21	5291.28	5.07	662809.89	1190558.38
	AGBPP	3804.26	4165.30	361.04	1427387.35	0.00
	AGTCCPP	1710.65	1784.77	74.12	318593.24	55643.15
	BGTTP	12263.73	12094.78	-168.94	387657.57	1036267.81
	BNC	27.54	25.73	-1.81	17698.96	13213.35
	PALATANA	13059.92	13106.30	46.38	88314.56	0.00
	DOYANG	1235.85	1252.02	16.17	42699.53	0.00
	KHANDONG	0.00	0.00	0.00	0.00	0.00
	KOPILI	2371.20	2409.50	38.30	227699.42	741.04
	KOPILI-2	592.80	591.79	-1.01	4308.53	3573.87
	LOKTAK	2061.00	2067.41	6.41	22421.45	6440.19
	PARE	2007.50	2033.94	26.44	124329.83	27959.17
	RANGANADI	5258.00	5296.10	38.09	83681.27	17774.95
	KAMENG	7200.00	7255.27	55.27	301385.69	1999.98
	ER	-4263.03	14109.06	18372.09	93776995.55	0.00
	NR	0.00	-16958.98	-16958.98	0.00	84118749.85



 (S.M. Aimon) / S.M. Aimon
 Director / Director
 डायरेक्टर/NERPC
 विद्युत संचालन/Min. of Power
 भारत सरकार/Govt. of India
 शिल्लोंग/Shillong

NERPC, SHILLONG
Day-wise schedule, actual and Deviation charge statement
From 18/09/2023 to 24/09/2023

Date	Constituents	Total Schedule (MWH)	Total Actual (MWH)	Deviation (MWH)	Receivable from the Deviation and Ancillary Service Pool Account(Rs)	Payable to the Deviation and Ancillary Service Pool Account(Rs)
24/09/2023	ARUNACHAL PRADESH	2755.02	2781.90	26.88	372061.24	701695.57
	ASSAM	31487.39	32151.82	664.43	1424160.07	2558563.04
	MANIPUR	2908.80	2716.48	-192.32	596650.20	50898.69
	MEGHALAYA	1313.10	1120.33	-192.77	571681.10	127366.53
	MIZORAM	1471.23	1258.80	-212.42	698170.48	21044.20
	NAGALAND	2581.58	2349.71	-231.87	695851.02	14836.80
	TRIPURA	5407.40	5574.52	167.12	557280.79	1828938.37
	AGBPP	3621.66	4038.98	417.33	1231953.95	2812.94
	AGTCCPP	1520.00	1671.68	151.68	406716.23	5393.27
	BGTPP	9844.55	9883.92	39.38	457963.19	248387.42
	BNC	28.12	27.24	-0.88	12823.43	9924.15
	PALATANA	13366.87	13414.41	47.54	65869.53	0.00
	DOYANG	1235.43	1247.12	11.69	27393.96	1007.80
	KHANDONG	0.00	0.00	0.00	0.00	0.00
	KOPI LI	2371.20	2399.26	28.06	131849.82	3737.74
	KOPI LI-2	592.80	584.85	-7.95	3201.03	8504.64
	LOKTAK	2061.00	2063.62	2.62	19604.94	8621.50
	PARE	2385.67	2378.06	-7.61	84876.07	60933.62
	RANGANADI	6248.67	6246.79	-1.88	65995.40	40837.31
	KAMENG	7200.00	7252.58	52.58	182959.29	122.23
	ER	-1990.35	14898.81	16889.16	81207413.13	0.00
NR	0.00	-16958.55	-16958.55	0.00	79275948.27	

SUMMARY OF WEEKLY DEVIATION CHARGES

	Constituents	Total Schedule (MWH)	Total Actual (MWH)	Deviation (MWH)	Receivable from the Deviation and Ancillary Service Pool Account(Rs)	Payable to the Deviation and Ancillary Service Pool Account(Rs)
FOR THE WEEK FROM 18/09/2023 TO 24/09/2023	ARUNACHAL PRADESH	19086.96	19804.44	717.47	3301944.16	7975323.88
	ASSAM	221917.42	229793.93	7876.51	6888411.14	48901221.80
	MANIPUR	19020.30	17783.45	-1236.85	6390603.19	1700940.33
	MEGHALAYA	10320.00	8960.79	-1359.21	5325584.59	1383059.14
	MIZORAM	10506.31	8935.46	-1570.85	5646485.90	588167.79
	NAGALAND	17285.67	15833.87	-1451.80	5403542.51	229973.07
	TRIPURA	36630.34	36525.81	-104.52	6143366.47	7366592.47
	AGBPP	26591.01	29614.78	3023.77	9566983.19	73615.31
	AGTCCPP	11818.79	12468.67	649.89	2390248.45	396263.04
	BGTPP	85376.07	84657.99	-718.08	2441579.73	4851816.37
	BNC	195.90	184.87	-11.02	118066.40	91170.05
	PALATANA	89569.02	89893.43	324.41	566424.63	306.69
	DOYANG	7154.33	7253.02	98.69	301224.42	44890.39
	KHANDONG	0.00	0.00	0.00	0.00	0.00
	KOPI LI	16363.75	16274.86	-88.89	1091904.29	1422951.35
	KOPI LI-2	4149.60	4129.06	-20.54	22544.09	33822.21
	LOKTAK	14493.02	14536.89	43.87	128864.73	32688.61
	PARE	12984.95	13061.87	76.92	445811.53	240934.50
	RANGANADI	33894.96	34115.22	220.26	478726.92	176332.82
	KAMENG	57383.19	56530.11	-853.08	2308083.14	5238627.35
	ER	-17406.09	103661.56	121067.65	654059565.04	0.00
NR	0.00	-118696.58	-118696.58	0.00	636890776.27	


 (एच.एम. आइमल/S.M. Aimal)
 निदेशक/Director
 उ.पु.के.वि.स./NERPC
 विद्युत मंत्रालय/Min. of Power
 भारत सरकार/Govt. of India
 शिलांग/Shillong