



सत्यमेव जयते



Government of India
Ministry of Power
North Eastern Regional Power Committee
Lapalang, Shillong 793006

No. NERPC/Dev/2022/8768-8806

Dt: November 15, 2022

सेवा में / To,

संलग्नसूचीकेअनुसार
As per list enclosed.

Sub: Provisional DSM under ABT regime for the period from 31.10.22 to 06.11.22-reg.

सर/मैडम,
Sir/Madam.

The provisional statements giving details of Deviation charges account with payable / receivable particulars, for the period 31.10.22 to 06.11.22is enclosed. Deviation charges have been calculated as per CERC Notification no. L-1/132/2013/CERC dated 6th January 2014 and its subsequent amendments. The payment by the constituents for the billed amounts shall be made to the Regulatory Deviation Pool Account Fund operated by NERLDC within 10 days of the issue of this Deviation-Account. In case of delayed payments against these bills beyond 12 days, the defaulting constituent shall pay simple interest @0.04% for each day of delay. The details of Deviation Accounts, both the statement as well as the data files, are available on NERPC website www.nerpc.gov.in.

Enclosed - As above.

भवदीय / Yours faithfully,

(एस. एम. आइमोल/ S. M. Aimol)
निदेशक / Director
अधीक्षणअभियंता/ Superintending Engineer
वाणिज्य / Commercial

List of Addressees:

1. CMD, TSECL, Bidyut Bhawan, Agartala – 799 001
2. Director (Distribution), MePDCL, Lumjingshai, S.R. Road, Shillong – 793 001
3. Engineer-in-Chief (P&E), P&E Dept., Govt. of Mizoram, Aizawl – 796 001
4. Chief General Manager (Comml), APDCL, Bijulee Bhawan, Paltan Bazar, Guwahati – 781 001
5. Chief Engineer (Comm), Dept. of Power, Govt. of Arunachal Pradesh, Itanagar – 791 111
6. Managing Director, MSPDCL, Keishampat, Imphal-795 001.
7. E-in-C, Dept. of Power, Govt. of Nagaland, Kohima – 797 001
8. Chief Engineer, Loktak HE Project, Vidyut Vihar, Komkeirap, Manipur – 795 124
9. Executive Director (Comml.), NEEPCO Ltd., Lower New Colony, Shillong – 793 003
10. Executive Director, NERTS, POWERGRID, Lapalang, Shillong – 793 006
11. Managing Director, OTPC, Core 4 & Central, 10th Floor, SCOPE Minar, Laxmi Nagar, Delhi – 110092
12. GM (Comml.), NTPC, 3rd Floor OLIC building, Plot No.N.17/2, Nayapalli, Bhubaneshwar-12
13. CE (G. M.), CEA, SewaBhawan, R.K.Puram, New Delhi – 110 066.
14. G. M., NERLDC, Lower Nongrah, Dongtieh, Lapalang, Shillong - 6.
15. C.G.M (SLDC) AEGCL, Kahelipara, Guwahati.
16. Gen. Manager (Comml.), NHPC Ltd., NHPC Office complex, Sector –33, Faridabad-121003.
17. G.M (Commercial) APDCL, Bijulee Bhawan, Paltan Bazar, Guwahati - 781 001.
18. General Manager, Ranganadi HEP, NEEPCO, Yazlee, Ar. Pradesh
19. Project Manager, Doyang HEP, NEEPCO, Nagaland
20. Project Manager, AGBPP, NEEPCO Ltd., No. –III, Vill. Bokuloni, Dibrugarh, Assam.
21. Project Manager, AGTPP, NEEPCO Ltd., Ramchandranagar, Agartala, Tripura West- 799008.
22. Dy. G. M (Elect.), Kopili HEP, NEEPCO Ltd., Umrangso, N.C. Hills, Assam.
23. Supdt. Engr. (System Management) MeECL, Lumjingshai, Short Round Road, Shillong.
24. Supdt. Engr. (Commercial) Deptt. of Electricity, Govt.of Manipur, Keisampet, Imphal. 795001
25. Executive Engineer, MSLDC, P & E Dept., Chaltlang, Aizawl- 796012.
26. Supdt. Engr. Dimapur Sub-station Deptt. of Power, Govt.of Nagaland, Dimapur.
27. Dy. G. M. (Commercial) NERTS, Lower Nongrah, Dongtieh, Lapalang, Shillong - 6.
28. Dy. General Manager (ER), POWERGRID, Boring Road, Alankar Place, Patna - 800 001
29. DGM (Comml), OTPC, Core 4 & Central, 10th Floor, SCOPE Minar, Laxmi Nagar, Delhi – 110092
30. DGM (Comml.), NTPC, 3rd Floor OLIC building, Plot No.N.17/2, Nayapalli, Bhubaneshwar-12
31. AGM (Comml.), NTPC, Bongaigaon Thermal Power Project, P.O Salakati, Kokrajhar-783369
32. Addl. General Manager,Comml & Sys.Opn., TSECL,Banamalipur,Agartala.-799001.
33. Ex. Engr., SLDC, Deptt. of Power, Itanagar, Ar. Pradesh – 791 111
34. CEO, NVVNLtd., 7th Floor, Scope Complex, Lodhi Road, N.Delhi- 110 003
35. Power Trading Corpn. of India Ltd., 2nd Floor, NBCC Tower, 15-Bhikaji Cama Place, New Delhi – 66.
36. Member Secretary, NRPC,18-A,Shaheed Jeet Singh Marg,Katwaria Sarai, NewDelhi-110016.
37. Member Secretary, ERPC,14, Golf Club Road, Kolkata- 700 033.
38. Member Secretary, WRPC, Plot No F-3,MIDC Area, Opp Seepz,Marol,Andheri (E), Mumbai-400 093.
39. Member Secretary, SRPC, 29, Race Course Road, Bangalore- 560009.



(एस. एम. आइमोल/ S. M. Aimol)
निदेशक / Director
अधीक्षण अभियंता/ Superintending Engineer
वाणिज्य / Commercial

NORTH EASTERN REGIONAL POWER COMMITTEE

**ABT based Deviation Charge Account
For the period 31.10.2022 TO 06.11.2022
AS PER 5TH AMENDMENT OF DSM, 2019 W.E.F. 03/06/2019**

UTILITIES AND DEVIATION CHARGES PAYABLE BY THEM	SCHEDULE (MWH)	ACTUAL (MWH)	DEVIATION (MWH)	DEVIATION CHARGE		ADDITIONAL DEVIATION CHARGE DUE TO BLOCKWISE VIOLATION OF VOLUME LIMIT	ZERO CROSSING VIOLATION COUNT	ADDITIONAL DEVIATION CHARGE DUE TO VIOLATION OF SIGN CHANGE	FINAL DEVIATION CHARGE	
				RECEIVABLE	PAYABLE				RECEIVABLE	PAYABLE
BENEFICIARIES OF NORTH EASTERN REGION										
ARUNACHAL PRADESH	16,041.937564	14,875.454280	-1,166.483284	47,84,629		3,59,655	10	2,85,336	41,39,639	
ASSAM	1,50,706.211777	1,51,526.062122	819.850345		48,16,382	7,68,546	13	3,83,616		59,68,544
MANIPUR	18,313.856805	18,446.295670	132.438865		9,43,163	1,30,541	1	18,110		10,91,814
MEGHALAYA	31,644.426195	31,417.536008	-226.890187	14,82,268		16,160		0	14,66,108	
MIZORAM	8,989.949759	8,383.584000	-606.365759	25,20,710		33,615		0	24,87,095	
NAGALAND	12,349.632416	12,511.746000	162.113584		7,88,344	54,895		0		8,43,239
TRIPURA	25,520.511137	27,171.333450	1,650.822313		73,15,762	4,69,443	3	1,51,842		79,37,047
BNC	173.748909	154.248000	-19.500909	83,323		4,079		0	79,244	
CERC REGULATED GENERATORS (CGS/ISGS)										
AGBPP	29,870.350686	30,853.568000	983.217314	28,72,962		4,068		0	28,68,894	
AGTCCPP	19,601.281375	20,025.172800	423.891425	12,21,443		8,751		0	12,12,692	
BGTPP	83,256.675362	81,859.060358	-1,397.615004		33,96,486	4,27,327	5	1,21,148		39,44,960
PALATANA	56,852.490995	56,915.414398	62.923403	2,06,452		5,358		0	2,01,094	
DOYANG	2,010.150000	2,052.367200	42.217200	1,25,898		720		0	1,25,178	
KHANDONG	0.000000	0.000000	0.000000		0	0		0		0
KOPILI	0.000000	0.000000	0.000000		0	0		0		0
KOPILI-2	0.000000	0.000000	0.000000		0	0		0		0
LOKTAK	8,877.785000	9,072.484800	194.699800	5,89,073		1,204		0	5,87,870	
PARE	11,718.742500	11,978.260800	259.518300	8,30,270		856		0	8,29,414	
RANGANADI	27,941.325000	28,148.645989	207.320989	6,64,316		20,305		0	6,44,011	
KAMENG	68,045.628993	68,852.872727	807.243734	21,38,702		49,762		0	20,88,940	
INTER- REGIONAL										
ER	-47,715.987142	80,608.892428	1,28,324.879570	56,77,85,176					56,77,85,176	
NR	0.000000	-1,18,364.218276	-1,18,364.218276		52,42,87,380					52,42,87,380
INFIRM GENERATORS										
KAMENG INF	0.000000	0.000000	0.000000		0					0
TOTAL	5,24,198.717331	5,36,488.780754	12,290.063423	585305222.8	541547516.5	2355283.3	32	960050.412	584515355.7	544072983.1

In Daily data report : +ve figures indicate charges receivable and -ve figures indicate charges payable. All deviation charges in Rs.

Notes :


- For computing Deviation accounts for the week, Korba Meter (NP2657A) has been used as master frequency meter
- Metering point for ER power:
 - Rangia for 132kV Motonga(Deothang)-Rangia feeder.
 - Salakati for 132kV Gelephug-Salakati feeder.
 - Salakati for 220kV Alipurduar-Salakati feeder I & II.
 - Bongaigaon for 400kV New Siliguri-Bongaigaon feeders I&II.
 - Bongaigaon for 400kV Alipurduar-Bongaigaon feeders I&II.
- Metering point for NR power: Biswanath-Chariali(BNC) for BiswanathChariali-Agra feeder.
- Schedule (MWH) includes energy scheduled under AGC

Director
NEERC
New Delhi

NERPC, SHILLONG
Day-wise schedule, actual and Deviation charge statement
From 31-10-2022 to 06-11-2022

Page 2 of 4


DATE	BENEFICIARY	SCH. TOTAL IN MWH	ACTUAL DRAWAL/GEN TOTAL IN MWH	DEVIATION CHARGE IN Rs.	ADDITIONAL DEVIATION CHARGE(Volume limit) IN Rs.	ADDITIONAL DEVIATION CHARGE(Sign Change Violation) IN Rs.	Total ADDITIONAL DEVIATION CHARGE IN Rs.
31-10-2022	ARUNACHAL PRADESH	-2261.544473	-2157.463240	334505.00	0.00	-20070.30	-20070.30
	ASSAM	-20144.011992	-20197.315342	-365087.00	-133269.30	-21905.22	-155174.52
	MANIPUR	-2530.056602	-2658.518870	-603653.60	-2815.10	-18109.61	-20924.71
	MEGHALAYA	-3693.526804	-3830.758176	-549415.60	0.00	0.00	0.00
	MIZORAM	-1044.422166	-961.530000	286448.10	0.00	0.00	0.00
	NAGALAND	-1681.256459	-1709.270400	-130962.80	0.00	0.00	0.00
	TRIPURA	-3945.167278	-4334.884650	-1429572.90	-3275.90	0.00	-3275.90
	AGBPP	4309.206600	4609.584000	798070.30	0.00	0.00	0.00
	AGTCCPP	2622.316625	2699.824800	215946.70	0.00	0.00	0.00
	BGTPP	9493.522791	8970.298175	-1280296.70	-364037.30	-76817.80	-440855.10
	BNC	-21.953047	-22.319400	-3233.80	0.00	0.00	0.00
	PALATANA	7970.961561	7962.957964	-18161.20	0.00	0.00	0.00
	DOYANG	1183.000000	1196.812800	40282.40	0.00	0.00	0.00
	LOKTAK	1268.255000	1295.059200	81148.40	0.00	0.00	0.00
	PARE	2034.997500	2042.136000	31705.90	0.00	0.00	0.00
	RANGANADI	4602.000000	4633.520904	94059.40	0.00	0.00	0.00
	ER	-10617.341834	9299.699307	79007749.50	0.00	-71106974.55	-71106974.55
	NR	0.000000	-16867.345468	-66789331.30	-60174139.10	-60110398.17	-120284537.27
	KAMENG	11028.200042	11053.018178	50261.30	-47297.10	0.00	-47297.10
	01-11-2022	ARUNACHAL PRADESH	-2384.110393	-2192.729240	1020370.80	0.00	-30611.12
ASSAM		-21632.742158	-21517.970751	303462.90	-62402.40	-9103.89	-71506.29
MANIPUR		-2700.406980	-2661.785344	168644.30	-53.10	0.00	-53.10
MEGHALAYA		-5127.827631	-5122.798984	47870.30	0.00	0.00	0.00
MIZORAM		-1075.542150	-938.852400	580403.80	0.00	0.00	0.00
NAGALAND		-1694.545185	-1740.946800	-211989.10	-6846.20	0.00	-6846.20
TRIPURA		-4085.476013	-4453.917450	-1551764.20	-2003.60	0.00	-2003.60
AGBPP		4103.078300	4372.264000	798125.40	0.00	0.00	0.00
AGTCCPP		2676.947230	2778.556800	291369.50	0.00	0.00	0.00
BGTPP		13099.001063	13087.234911	13790.50	-41.30	0.00	-41.30
BNC		-28.201499	-22.513200	24588.20	-927.20	0.00	-927.20
PALATANA		7989.307363	7993.941245	9693.10	-860.10	0.00	-860.10
DOYANG		0.000000	-2.606400	-7599.60	-349.10	0.00	-349.10
LOKTAK		1268.255000	1292.625600	67705.70	0.00	0.00	0.00
PARE		1625.000000	1667.097600	132096.70	0.00	0.00	0.00
RANGANADI		4367.325000	4425.997450	173713.80	0.00	0.00	0.00
ER		-6789.095972	10570.466768	74897516.30	0.00	-67407764.67	-67407764.67
NR		0.000000	-16917.527287	-73498188.70	-66519594.40	-66148369.83	-132667964.23
KAMENG		10362.995872	10450.763642	233659.30	0.00	0.00	0.00
02-11-2022		ARUNACHAL PRADESH	-2364.636584	-2325.324640	88296.00	-6652.90	0.00
	ASSAM	-21950.726426	-22027.897108	-439646.90	-234245.10	-13189.41	-247434.51
	MANIPUR	-2610.908750	-2615.924322	-74386.60	-15485.20	0.00	-15485.20
	MEGHALAYA	-4988.919278	-4950.133238	252917.10	0.00	0.00	0.00
	MIZORAM	-1329.112959	-1264.393200	290166.00	0.00	0.00	0.00
	NAGALAND	-1986.019523	-1961.481600	85869.70	-9289.90	0.00	-9289.90
	TRIPURA	-3915.437435	-4265.627850	-1317103.20	-18111.90	-39513.10	-57625.00
	AGBPP	4626.170725	4723.368000	353978.30	-3695.60	0.00	-3695.60
	AGTCCPP	2820.831895	2874.727200	156829.90	0.00	0.00	0.00
	BGTPP	13526.471345	13467.924362	-155956.80	-766.80	0.00	-766.80
	BNC	-28.292767	-22.482000	26408.50	-844.60	0.00	-844.60
	PALATANA	7995.183882	8006.190832	31244.10	0.00	0.00	0.00
	DOYANG	0.000000	-3.592800	-10248.50	-196.30	0.00	-196.30
	LOKTAK	1268.255000	1299.494400	90643.40	0.00	0.00	0.00
	PARE	1801.247500	1850.592000	147122.30	0.00	0.00	0.00
	RANGANADI	4222.000000	4283.622183	183376.40	-3606.20	0.00	-3606.20
	ER	-7651.548257	10708.965456	82735860.40	0.00	-74462274.36	-74462274.36
	NR	0.000000	-16917.527275	-75809712.30	-68601579.00	-68228741.07	-136830320.07
	KAMENG	10094.750039	10209.018176	303592.10	0.00	0.00	0.00


 Director/Deputy Director
 Power System Dept. of Power
 Govt. of India
 Shillong/Assam

NERPC, SHILLONG
Day-wise schedule, actual and Deviation charge statement
From 31-10-2022 to 06-11-2022

Page 3 of 4

DATE	BENEFICIARY	SCH. TOTAL IN MWH	ACTUAL DRAWAL/GEN TOTAL IN MWH	DEVIATION CHARGE IN Rs.	ADDITIONAL DEVIATION CHARGE(Volume limit) IN Rs.	ADDITIONAL DEVIATION CHARGE(Sign Change Violation) IN Rs.	Total ADDITIONAL DEVIATION CHARGE IN Rs.
03-11-2022	ARUNACHAL PRADESH	-2172.060406	-2097.450640	298477.20	-13547.40	0.00	-13547.40
	ASSAM	-22562.216406	-22607.962806	-495109.50	-59033.40	-29706.57	-88739.97
	MANIPUR	-2649.433814	-2644.707967	-103365.90	-17106.90	0.00	-17106.90
	MEGHALAYA	-4287.462110	-4284.225019	92511.70	0.00	0.00	0.00
	MIZORAM	-1389.263174	-1326.157200	293056.40	0.00	0.00	0.00
	NAGALAND	-1949.790040	-1931.180400	27818.00	0.00	0.00	0.00
	TRIPURA	-3638.704232	-3761.976000	-628829.60	0.00	0.00	0.00
	AGBPP	4133.794700	4245.496000	321110.40	0.00	0.00	0.00
	AGTCCPP	2850.253840	2911.521600	177982.30	0.00	0.00	0.00
	BGTPP	13953.337156	13730.272000	-496360.20	-1648.30	0.00	-1648.30
	BNC	-28.213637	-22.259400	25697.60	-844.60	0.00	-844.60
	PALATANA	8027.172377	8025.746618	-6165.10	-1085.90	0.00	-1085.90
	DOYANG	0.000000	-4.068000	-11155.10	-130.90	0.00	-130.90
	LOKTAK	1268.255000	1305.907200	113812.50	0.00	0.00	0.00
	PARE	1746.247500	1795.723200	158843.70	0.00	0.00	0.00
	RANGANADI	3803.000000	3834.472359	102325.40	-684.90	0.00	-684.90
	ER	-7207.249498	11193.162499	80491972.20	0.00	-72442774.98	-72442774.98
	NR	0.000000	-16917.963653	-74007587.90	-66839445.10	-66606829.11	-133446274.21
	KAMENG	9485.008371	9615.490912	358952.40	0.00	0.00	0.00
	04-11-2022	ARUNACHAL PRADESH	-2416.518241	-2017.214640	1526750.60	0.00	-137407.55
ASSAM		-22202.715501	-22502.185459	-999935.50	-3649.90	-89994.20	-93644.10
MANIPUR		-2635.378909	-2675.578329	-299120.80	0.00	0.00	0.00
MEGHALAYA		-5047.921991	-4795.635709	1176248.00	0.00	0.00	0.00
MIZORAM		-1395.392994	-1330.936800	236313.20	0.00	0.00	0.00
NAGALAND		-1623.440736	-1674.751200	-206557.00	0.00	0.00	0.00
TRIPURA		-2826.052986	-2828.902200	-15167.70	0.00	0.00	0.00
AGBPP		3956.902300	4038.888000	199655.40	0.00	0.00	0.00
AGTCCPP		2818.285860	2880.237600	172955.40	0.00	0.00	0.00
BGTPP		14440.090088	14188.509093	-600594.70	-973.00	-18017.84	-18990.84
BNC		-28.162078	-21.563400	30005.40	0.00	0.00	0.00
PALATANA		8029.840834	8003.293382	-63996.50	0.00	0.00	0.00
DOYANG		265.500000	276.199200	33981.40	0.00	0.00	0.00
LOKTAK		1268.255000	1280.688000	44185.00	0.00	0.00	0.00
PARE		1705.002500	1740.220800	127762.00	0.00	0.00	0.00
RANGANADI		3898.000000	3892.512179	-627.70	-7262.50	0.00	-7262.50
ER		-8001.397401	10260.890618	78179049.50	0.00	-70361144.55	-70361144.55
NR		0.000000	-16914.909101	-72811830.50	-65621560.40	-65530647.45	-131152207.85
KAMENG		9204.191699	9305.890906	306425.20	0.00	0.00	0.00
05-11-2022		ARUNACHAL PRADESH	-2223.938085	-2012.271240	862664.00	-331417.40	-77639.76
	ASSAM	-22015.846551	-22419.571928	-2251904.90	-129491.00	-202671.44	-332162.44
	MANIPUR	-2566.264720	-2626.722400	-325161.30	-81919.20	0.00	-81919.20
	MEGHALAYA	-4224.657691	-4082.041167	736829.20	-16160.20	0.00	-16160.20
	MIZORAM	-1388.035031	-1359.278400	254702.00	-26930.20	0.00	-26930.20
	NAGALAND	-1622.033540	-1708.920000	-452270.40	-36213.10	0.00	-36213.10
	TRIPURA	-3394.601918	-3701.532450	-1872146.00	-417604.30	-112328.76	-529933.06
	AGBPP	4319.874300	4400.016000	264481.30	-372.00	0.00	-372.00
	AGTCCPP	2887.790165	2940.633600	161135.70	-7551.00	0.00	-7551.00
	BGTPP	9040.459448	8930.245826	-343082.10	-58727.70	-10292.46	-69020.16
	BNC	-19.493000	-21.680400	-11825.00	-1231.60	0.00	-1231.60
	PALATANA	7977.547993	8022.540799	139601.50	0.00	0.00	0.00
	DOYANG	308.050000	322.164000	43008.80	0.00	0.00	0.00
	LOKTAK	1268.255000	1303.060800	107813.20	-1203.70	0.00	-1203.70
	PARE	1430.000000	1472.380800	129152.10	0.00	0.00	0.00
	RANGANADI	3600.000000	3606.273275	40117.40	-7473.70	0.00	-7473.70
	ER	-2406.903797	15957.888105	99145644.40	0.00	-89231079.96	-89231079.96
	NR	0.000000	-16913.890928	-91023783.70	-83008809.80	-81921405.33	-164930215.13
	KAMENG	8783.089620	8979.927279	491253.80	0.00	0.00	0.00


 Director
 NERPC
 Ministry of Power
 Govt. of India
 Shillong

NERPC, SHILLONG
Day-wise schedule, actual and Deviation charge statement
From 31-10-2022 to 06-11-2022

Page 4 of 4


DATE	BENEFICIARY	SCH. TOTAL IN MWH	ACTUAL DRAWAL/GEN TOTAL IN MWH	DEVIATION CHARGE IN Rs.	ADDITIONAL DEVIATION CHARGE(Volume limit) IN Rs.	ADDITIONAL DEVIATION CHARGE(Sign Change Violation) IN Rs.	Total ADDITIONAL DEVIATION CHARGE IN Rs.
06-11-2022	ARUNACHAL PRADESH	-2219.129384	-2073.000640	653565.70	-8037.10	-19606.97	-27644.07
	ASSAM	-20197.952750	-20253.158728	-568161.50	-146454.70	-17044.85	-163499.55
	MANIPUR	-2621.407057	-2563.058438	293880.80	-13161.30	0.00	-13161.30
	MEGHALAYA	-4274.110701	-4351.943715	-274692.40	0.00	0.00	0.00
	MIZORAM	-1368.181279	-1202.436000	579620.60	-6684.70	0.00	-6684.70
	NAGALAND	-1792.546949	-1785.195600	99748.00	-2546.20	0.00	-2546.20
	TRIPURA	-3715.071291	-3824.492850	-501178.30	-28447.10	0.00	-28447.10
	AGBPP	4421.323850	4463.952000	137540.60	0.00	0.00	0.00
	AGTCCPP	2924.855760	2939.671200	45223.90	-1200.00	0.00	-1200.00
	BGTPP	9703.793452	9484.575991	-533985.60	-1132.70	-16019.57	-17152.27
	BNC	-19.432860	-21.430200	-8317.70	-230.90	0.00	-230.90
	PALATANA	8862.477051	8900.743558	114236.10	-3412.00	0.00	-3412.00
	DOYANG	253.600000	267.458400	37628.30	-43.60	0.00	-43.60
	LOKTAK	1268.255000	1295.649600	83765.00	0.00	0.00	0.00
	PARE	1376.247500	1410.110400	103587.40	-855.80	0.00	-855.80
	RANGANADI	3449.000000	3472.247639	71351.30	-1277.70	0.00	-1277.70
	ER	-5042.450376	12617.819675	73327383.80	-607595.40	-65994645.42	-66602240.82
	NR	0.000000	-16915.054564	-70346945.50	-63539200.90	-63312250.95	-126851451.85
	KAMENG	9087.393361	9238.763634	394557.60	-2464.50	0.00	-2464.50

SUMMARY OF WEEKLY DEVIATION CHARGES

	UTILITY	SCHEDULE(MWH)	ACTUAL(MWH)	DEVIATION CHARGE (IN RS)	ADDITIONAL DEVIATION CHARGE(Volume Limit) (IN RS)	ADDITIONAL DEVIATION CHARGE(Sign Change Violation) (IN RS)	Total ADDITIONAL DEVIATION CHARGE (IN RS)
FOR THE WEEK FROM 31-10-2022 TO 06-11-2022	KAMENG	68045.628993	68852.872727	2138701.70	-49761.60	0.00	-49761.60
	PARE	11718.742500	11978.260800	830270.10	-855.80	0.00	-855.80
	RANGANADI	27941.325000	28148.645989	664316.00	-20305.00	0.00	-20305.00
	LOKTAK	8877.785000	9072.484800	589073.20	-1203.70	0.00	-1203.70
	DOYANG	2010.150000	2052.367200	125897.70	-719.90	0.00	-719.90
	KHANDONG	0.000000	0.000000	0.00	0.00	0.00	0.00
	KOPILI	0.000000	0.000000	0.00	0.00	0.00	0.00
	KOPILI-2	0.000000	0.000000	0.00	0.00	0.00	0.00
	ARUNACHAL PRADESH	-16041.937564	-14875.454280	4784629.30	-359654.80	-285335.71	-644990.51
	MIZORAM	-8989.949759	-8383.584000	2520710.10	-33614.90	0.00	-33614.90
	MEGHALAYA	-31644.426195	-31417.536008	1482268.30	-16160.20	0.00	-16160.20
	BNC	-173.748909	-154.248000	83323.20	-4078.90	0.00	-4078.90
	TRIPURA	-25520.511137	-27171.333450	-7315761.90	-469442.80	-151841.86	-621284.66
	ASSAM	-150706.211777	-151526.062122	-4816382.40	-768545.80	-383615.57	-1152161.37
	MANIPUR	-18313.856805	-18446.295670	-943163.10	-130540.80	-18109.61	-148650.41
	NAGALAND	-12349.632416	-12511.746000	-788343.60	-54895.40	0.00	-54895.40
	ER	-47715.987142	80608.892428	567785176.10			
	NR	0.000000	-118364.218276	-524287379.90			
	AGBPP	29870.350686	30853.568000	2872961.70	-4067.60	0.00	-4067.60
	AGTCCPP	19601.281375	20025.172800	1221443.40	-8751.00	0.00	-8751.00
PALATANA	56852.490995	56915.414398	206452.00	-5358.00	0.00	-5358.00	
BGTPP	83256.675362	81859.060358	-3396485.60	-427327.10	-121147.67	-548474.77	
KAMENG_INF	0.000000	0.000000	0.00				

LEGEND: Energy:(+ve) means injection, (-ve) means drawal
 Deviation Charge: (+ve) means receivable, (-ve) mean payable

(+) means under
 drawal/ over injection
 (-) means vice-versa


 Director
 Director,NERPC
 New Delhi, India
 Director,NERPC
 Shillong