



सत्यमेव जयते



Government of India
Ministry of Power
North Eastern Regional Power Committee
Lapalang, Shillong 793006

No. NERPC/Dev/2022 / 1933 - 1971

Dt: July 19, 2022

सेवा में / To,

संलग्न सूची के अनुसार
As per list enclosed.

**Sub: Provisional DSM under ABT regime for the period from 20.06.22 to 10.07.22
(3 weeks) - reg.**

सर/मैडम,
Sir/Madam.

The provisional statements giving details of Deviation charges account with payable / receivable particulars, for the period 20.06.22 to 10.07.22 (3 weeks) is enclosed. Deviation charges have been calculated as per CERC Notification no. L-1/132/2013/CERC dated 6th January 2014 and its subsequent amendments. The payment by the constituents for the billed amounts shall be made to the Regulatory Deviation Pool Account Fund operated by NERLDC within 10 days of the issue of this Deviation-Account. In case of delayed payments against these bills beyond 12 days, the defaulting constituent shall pay simple interest @0.04% for each day of delay. The details of Deviation Accounts, both the statement as well as the data files, are available on NERPC website www.nerpc.nic.in.

Enclosed - As above.

भवदीय / Yours faithfully,

(एस. एम. आइमोल / S. M. Aimol)

निदेशक / Director

अधीक्षण अभियंता / Superintending Engineer
वाणिज्य / Commercial

List of Addressees:

1. CMD, TSECL, Bidyut Bhawan, Agartala – 799 001
2. Director (Distribution), MePDCL, Lumjingshai, S.R. Road, Shillong – 793 001
3. Engineer-in-Chief (P&E), P&E Dept., Govt. of Mizoram, Aizawl – 796 001
4. Chief General Manager (Comml), APDCL, Bijulee Bhawan, Paltan Bazar, Guwahati – 781 001
5. Chief Engineer (Comm), Dept. of Power, Govt. of Arunachal Pradesh, Itanagar – 791 111
6. Managing Director, MSPDCL, Keishampat, Imphal-795 001.
7. E-in-C, Dept. of Power, Govt. of Nagaland, Kohima – 797 001
8. Chief Engineer, Loktak HE Project, Vidyut Vihar, Komkeirap, Manipur – 795 124
9. Executive Director (Comml.), NEEPCO Ltd., Lower New Colony, Shillong – 793 003
10. Executive Director, NERTS, POWERGRID, Lapalang, Shillong – 793 006
11. Managing Director, OTPC, Core 4 & Central, 10th Floor, SCOPE Minar, Laxmi Nagar, Delhi – 110092
12. GM (Comml.), NTPC, 3rd Floor OLIC building, Plot No.N.17/2, Nayapalli, Bhubaneswar-12
13. CE (G. M.), CEA, SewaBhawan, R.K.Puram, New Delhi – 110 066.
14. G. M., NERLDC, Lower Nongrah, Dongtiah, Lapalang, Shillong - 6.
15. C.G.M (SLDC) AEGCL, Kahelipara, Guwahati.
16. Gen. Manager (Comml.), NHPC Ltd., NHPC Office complex, Sector –33, Faridabad-121003.
17. G.M (Commercial) APDCL, Bijulee Bhawan, Paltan Bazar, Guwahati - 781 001.
18. General Manager, Ranganadi HEP, NEEPCO, Yazlee, Ar. Pradesh
19. Project Manager, Doyang HEP, NEEPCO, Nagaland
20. Project Manager, AGBPP, NEEPCO Ltd., No. –III, Vill. Bokuloni, Dibrugarh, Assam.
21. Project Manager, AGTPP, NEEPCO Ltd., Ramchandranagar, Agartala, Tripura West- 799008.
22. Dy. G. M (Elect.), Kopili HEP, NEEPCO Ltd., Umrangso, N.C. Hills, Assam.
23. Supdt. Engr. (System Management) MeECL, Lumjingshai, Short Round Road, Shillong.
24. Supdt. Engr. (Commercial) Deptt. of Electricity, Govt.of Manipur, Keisampet, Imphal. 795001
25. Executive Engineer, MSLDC, P & E Dept., Chaltlang, Aizawl- 796012.
26. Supdt. Engr. Dimapur Sub-station Deptt. of Power, Govt.of Nagaland, Dimapur.
27. Dy. G. M. (Commercial) NERTS, Lower Nongrah, Dongtiah, Lapalang, Shillong - 6.
28. Dy. General Manager (ER), POWERGRID, Boring Road, Alankar Place, Patna - 800 001
29. DGM (Comml), OTPC, Core 4 & Central, 10th Floor, SCOPE Minar, Laxmi Nagar, Delhi – 110092
30. DGM (Comml.), NTPC, 3rd Floor OLIC building, Plot No.N.17/2, Nayapalli, Bhubaneswar-12
31. AGM (Comml.), NTPC, Bongaigaon Thermal Power Project, P.O Salakati, Kokrajhar-783369
32. Addl. General Manager,Comml & Sys.Opn., TSECL,Banamalipur,Agartala.-799001.
33. Ex. Engr., SLDC, Deptt. of Power, Itanagar, Ar. Pradesh – 791 111
34. CEO, NVVN Ltd., 7th Floor, Scope Complex, Lodhi Road, N.Delhi- 110 003
35. Power Trading Corpn. of India Ltd., 2nd Floor, NBCC Tower, 15-Bhikaji Cama Place, New Delhi – 66.
36. Member Secretary, NRPC,18-A,Shaheed Jeet Singh Marg,Katwaria Sarai, NewDelhi-110016.
37. Member Secretary, ERPC,14, Golf Club Road, Kolkata- 700 033.
38. Member Secretary, WRPC, Plot No F-3,MIDC Area, Opp Seepz,Marol,Andheri (E), Mumbai-400 093.
39. Member Secretary, SRPC, 29, Race Course Road, Bangalore- 560009.



(एस. एम. आइमोल / S. M. Aimol)

निदेशक / Director

अधीक्षण अभियंता / Superintending Engineer

वाणिज्य / Commercial

NORTH EASTERN REGIONAL POWER COMMITTEE


**ABT based Deviation Charge Account
For the period 20.06.2022 TO 26.06.2022
AS PER 5TH AMENDMENT OF DSM, 2019 W.E.F. 03/06/2019**

UTILITIES AND DEVIATION CHARGES PAYABLE BY THEM	SCHEDULE (MWH)	ACTUAL (MWH)	DEVIATION (MWH)	DEVIATION CHARGE		ADDITIONAL DEVIATION CHARGE DUE TO BLOCKWISE VIOLATION OF VOLUME LIMIT	ZERO CROSSING VIOLATION COUNT	ADDITIONAL DEVIATION CHARGE DUE TO VIOLATION OF SIGN CHANGE	FINAL DEVIATION CHARGE	
				RECEIVABLE	PAYABLE				RECEIVABLE	PAYABLE
BENEFICIARIES OF NORTH EASTERN REGION										
ARUNACHAL PRADESH	15,229.940171	16,995.553848	1,765.613677		85,97,778	7,11,734	14	7,74,113		1,00,83,625
ASSAM	1,79,392.384427	1,79,632.618654	240.234227		21,49,939	20,46,501	31	16,14,953		58,11,393
MANIPUR	17,258.180213	17,319.681164	61.500951		6,94,145	3,41,318		0		10,35,463
MEGHALAYA	1,285.994764	4,019.034902	2,733.040138		1,24,25,818	19,62,641	25	16,46,513		1,60,34,972
MIZORAM	10,620.918384	8,968.594800	-1,652.323584	77,12,978		1,11,821	4	1,24,245	74,76,912	
NAGALAND	16,109.396481	15,669.444552	-439.951929	23,88,279		1,10,288		0	22,77,990	
TRIPURA	27,843.720423	27,827.739750	-15.980673		20,76,406	12,20,523	3	1,41,988		34,38,917
BNC	169.557828	180.335400	10.777572		57,158	9,867		0		67,025
CERC REGULATED GENERATORS (CGS/SGS)										
AGBPP	29,912.992475	31,325.136000	1,412.143525	35,29,589		1,52,438		0	33,77,151	
AGTCCPP	16,835.644500	17,479.536000	643.891500	16,58,222		48,698		0	16,09,524	
BGTPP	1,01,854.800897	1,00,765.768728	-1,089.032169		30,17,016	2,28,098	1	18,580		32,63,693
PALATANA	54,939.169007	55,061.211044	122.042037	4,14,824		36,789		0	3,78,034	
DOYANG	7,368.650000	7,435.267200	66.617200	1,78,628		3,879		0	1,74,749	
KHANDONG	0.000000	0.000000	0.000000		0	0		0		0
KOPILI	0.000000	0.000000	0.000000		0	0		0		0
KOPILI-2	0.000000	0.000000	0.000000		0	0		0		0
LOKTAK	16,752.480000	16,774.036800	21.556800	1,00,694		26		0	1,00,669	
PARE	19,603.840000	19,541.241600	-62.598400		1,12,747	77,352		0		1,90,099
RANGANADI	52,471.572500	52,720.048898	248.476398	9,01,929		4,960		0	8,96,969	
KAMENG	73,268.252936	73,367.563719	99.310783	1,73,511		4,40,108	1	23,117		2,89,715
INTER- REGIONAL										
ER	-99,926.887195	41,126.499793	1,41,053.386988	69,66,95,842					69,66,95,842	
NR	0.000000	-1,36,589.963660	-1,36,589.963660		67,46,99,338					67,46,99,338
INFIRM GENERATORS										
KAMENG_INF	0.000000	0.000000	0.000000		0					0
TOTAL	5,40,990.607811	5,49,619.349192	8,628.741381	713754494.9	703830343.7	7507042.7	79	4343510.064	712987839.1	714914240.7

In Daily data report : +ve figures indicate charges receivable and -ve figures indicate charges payable. All deviation charges in Rs.


Notes :

- For computing Deviation accounts for the week, Korba Meter (NP2657A) has been used as master frequency meter
- Metering point for ER power:
Rangia for 132kV Motonga(Deoahang)-Rangia feeder.
Salakati for 132kV Gelephug-Salakati feeder.
Salakati for 220kV Alipurduar-Salakati feeder I & II.
Bongaigaon for 400kV New Siliguri-Bongaigaon feeders I&II.
Bongaigaon for 400kV Alipurduar-Bongaigaon feeders I&II.
- Metering point for NR power: Biswanath-Chariali(BNC) for BiswanathChariali-Agra feeder.
- Schedule (MWH) includes energy scheduled under AGC


 (1000000000/2022/000000)
 Director
 NERC
 New Delhi, India
 110001


NERPC, SHILLONG
Day-wise schedule, actual and Deviation charge statement
From 20-06-2022 to 26-06-2022

DATE	BENEFICIARY	SCH. TOTAL IN MWH	ACTUAL DRAWAL/GEN TOTAL IN MWH	DEVIATION CHARGE IN Rs.	ADDITIONAL DEVIATION CHARGE(Volume limit) IN Rs.	ADDITIONAL DEVIATION CHARGE(Sign Change Violation) IN Rs.	Total ADDITIONAL DEVIATION CHARGE IN Rs.
20-06-2022	ARUNACHAL PRADESH	-2165.844895	-2509.461864	-1274812.20		-114733.10	-137153.10
	ASSAM	-19192.518053	-19189.325641	302044.20	-22420.00	-36245.30	-76059.40
	MANIPUR	-2358.550329	-2376.825743	-148347.70	-39814.10	0.00	-7584.60
	MEGHALAYA	364.108000	-52.833374	-1558457.80	-7584.60	-140261.20	-198248.30
	MIZORAM	-1722.814436	-1460.394000	1013868.30	-57987.10	-60832.10	-86792.20
	NAGALAND	-2144.838147	-2101.106136	116727.70	-25960.10	0.00	-25277.90
	TRIPURA	-3057.320302	-2507.439900	1985290.40	-39163.50	0.00	-39163.50
	AGBPP	3620.316750	4080.688000	1070334.60	-107210.30	0.00	-107210.30
	AGTCCPP	2007.072000	2135.973600	287951.80	-20434.20	0.00	-20434.20
	BGTPP	11710.844438	11463.551999	-619318.00	-28131.40	-18579.54	-46710.94
	BNC	-24.259104	-23.718600	1998.10	-176.00	0.00	-176.00
	PALATANA	7893.536285	7915.373677	88950.40	-2336.00	0.00	-2336.00
	DOYANG	980.300000	993.909600	27838.30	-1026.10	0.00	-1026.10
	LOKTAK	2489.750000	2490.744000	12587.90	0.00	0.00	0.00
	PARE	2832.000000	2737.032000	-185904.10	-44961.50	0.00	-44961.50
	RANGANADI	9768.000000	9784.501998	36132.80	-1423.80	0.00	-1423.80
	ER	-22016.325767	-3168.187490	69209950.40	-2462890.80	-6228955.36	-64751846.16
	NR	0.000000	-17583.127256	-64597042.50	-58599318.00	-58137338.25	-116736656.25
	KAMENG	10560.800040	10621.454552	149043.80	-1577.10	0.00	-1577.10
	21-06-2022	ARUNACHAL PRADESH	-2160.794023	-2293.496264	-655478.10		-19664.34
ASSAM		-23537.271212	-23710.779018	110476.00	-188080.10	-6628.56	-93114.86
MANIPUR		-2502.409190	-2454.132331	231200.30	-86486.30	0.00	-13302.20
MEGHALAYA		-300.269789	-620.194761	-1102830.00	-13302.20	-33084.90	-141968.70
MIZORAM		-1631.458920	-1334.275200	981602.20	-108883.80	0.00	-29448.07
NAGALAND		-2271.590034	-2227.271736	176610.70	0.00	0.00	-29047.60
TRIPURA		-3433.986501	-3266.560500	421829.20	-29047.60	0.00	-148182.60
AGBPP		3959.055000	4207.056000	588726.10	-148182.60	0.00	0.00
AGTCCPP		2244.342500	2348.330400	252398.30	0.00	0.00	-23.00
BGTPP		12319.804356	12333.957817	-36016.10	-23.00	0.00	-19475.30
BNC		-23.669008	-25.466400	-7185.50	-19475.30	0.00	-1562.00
PALATANA		7871.914225	7885.715491	39702.90	-1562.00	0.00	-3204.70
DOYANG		1073.050000	1079.568000	17181.70	-3204.70	0.00	0.00
LOKTAK		2489.750000	2498.534400	23964.50	-766.00	0.00	0.00
PARE		2832.000000	2847.091200	38440.10	0.00	0.00	0.00
RANGANADI		9713.575000	9744.591998	91050.00	0.00	0.00	-729.00
ER		-17414.808139	1106.705196	71496377.70	-729.00	-64346739.93	-64346739.93
NR		0.000000	-17581.963614	-67431125.40	0.00	-60688012.86	-122686680.46
KAMENG		10560.800040	10614.036375	137355.00	-61998667.60	0.00	0.00
22-06-2022		ARUNACHAL PRADESH	-2002.110518	-2430.269464	-1949830.70		-389966.14
	ASSAM	-25824.520398	-26361.665967	-2948254.20	-125024.70	-884476.26	-2116303.56
	MANIPUR	-2457.705450	-2450.826581	30514.40	-1231827.30	0.00	-54570.70
	MEGHALAYA	-231.475737	-601.546471	-1845647.50	-54570.70	-369129.50	-1141529.50
	MIZORAM	-1536.879331	-1326.813600	1086933.20	-772400.00	0.00	-2559.40
	NAGALAND	-2257.599470	-2210.966136	285909.00	-2559.40	0.00	-28709.20
	TRIPURA	-3549.382454	-3338.762700	726500.20	-28709.20	-21795.01	-428289.71
	AGBPP	4575.812825	4635.048000	151890.30	-406494.70	0.00	-8470.60
	AGTCCPP	2619.627500	2673.856800	150693.40	-8470.60	0.00	-5149.30
	BGTPP	16043.480644	15851.618915	-558221.60	-5149.30	0.00	-78654.60
	BNC	-24.279359	-26.476800	-11088.40	-78654.60	0.00	-2574.60
	PALATANA	7826.243170	7835.420220	27176.20	-2574.60	0.00	-12357.80
	DOYANG	323.950000	338.803200	46072.10	-12357.80	0.00	-174.60
	LOKTAK	2436.050000	2445.897600	29443.10	-174.60	0.00	0.00
	PARE	2832.000000	2847.638400	44135.30	0.00	0.00	-322.40
	RANGANADI	8047.000000	8105.263994	185138.00	-322.40	0.00	-2807.30
	ER	-15634.143722	2168.862257	90244806.70	-2807.30	-81220326.03	-81764140.13
	NR	0.000000	-17579.636364	-87908386.90	-543814.10	-79117548.21	-160204351.21
	KAMENG	10560.800040	10616.290926	156505.40	-81086803.00	0.00	-1407.30


 Director/NERPC
 New Delhi
 (Date: 26/06/2022)

NERPC, SHILLONG
Day-wise schedule, actual and Deviation charge statement
From 20-06-2022 to 26-06-2022

DATE	BENEFICIARY	SCH. TOTAL IN MWH	ACTUAL DRAWAL/ GEN TOTAL IN MWH	DEVIATION CHARGE IN Rs.	ADDITIONAL DEVIATION CHARGE(Volume limit) IN Rs.	ADDITIONAL DEVIATION CHARGE(Sign Change Violation) IN Rs.	Total ADDITIONAL DEVIATION CHARGE IN Rs.
23-06-2022	ARUNACHAL PRADESH	-2332.254422	-2390.107464	-106049.80	-10374.90	0.00	-10374.90
	ASSAM	-27747.765045	-27240.920806	1874622.50	-136028.90	-224954.70	-360983.60
	MANIPUR	-2359.918160	-2457.557126	-347579.60	-27657.60	0.00	-27657.60
	MEGHALAYA	-100.416734	-567.764444	-2320565.50	-570202.00	-348084.83	-918286.83
	MIZORAM	-1483.511590	-1277.604000	1079982.80	-5450.20	0.00	-5450.20
	NAGALAND	-2372.960469	-2296.630536	424201.50	-2575.70	0.00	-2575.70
	TRIPURA	-4344.844326	-4428.363450	-338236.50	-18180.20	0.00	-18180.20
	AGBPP	4389.437350	4553.832000	456293.20	-15962.60	0.00	-15962.60
	AGTCCPP	2501.170000	2616.938400	326603.80	-10369.00	0.00	-10369.00
	BGTPP	16223.399163	15982.862543	-657450.10	-23830.60	0.00	-23830.60
	BNC	-24.350097	-26.415600	-9757.40	-1366.40	0.00	-1366.40
	PALATANA	7861.055499	7905.576135	130929.30	-960.20	0.00	-960.20
	DOYANG	1196.150000	1206.936000	29922.20	-550.90	0.00	-550.90
	LOKTAK	2327.185000	2332.353600	21161.80	0.00	0.00	0.00
	PARE	2832.000000	2845.108800	36935.10	-395.20	0.00	-395.20
	RANGANADI	6700.000000	6715.055814	67115.40	0.00	0.00	0.00
	ER	-12067.317586	5694.269051	89857657.00	-616923.40	-80871891.30	-81488814.70
	NR	0.000000	-17585.454532	-88971683.90	-81215931.50	-80074515.51	-161290447.01
	KAMENG	9903.465037	9652.654554	-770572.00	-425068.80	-23117.16	-448185.96
	24-06-2022	ARUNACHAL PRADESH	-2208.460772	-2478.429464	-1562697.00	-74362.80	0.00
ASSAM		-28418.796632	-28437.498878	-376904.20	-84966.90	-33921.38	-118888.28
MANIPUR		-2530.563312	-2602.618436	-511409.40	-44663.50	0.00	-44663.50
MEGHALAYA		-207.518409	-638.619636	-2149601.10	-136396.20	-322440.17	-458836.37
MIZORAM		-1447.749946	-1286.395200	983171.90	-12121.90	0.00	-12121.90
NAGALAND		-2327.620901	-2251.744536	498127.80	-4614.80	0.00	-4614.80
TRIPURA		-4390.350993	-4480.856100	-865345.90	-170513.80	0.00	-170513.80
AGBPP		4366.935300	4546.520000	436973.30	-14861.10	0.00	-14861.10
AGTCCPP		2460.197500	2564.152800	273397.00	-1209.70	0.00	-1209.70
BGTPP		15383.538642	15171.342551	-616774.00	-8602.90	0.00	-8602.90
BNC		-24.282291	-26.604600	-12556.90	-192.20	0.00	-192.20
PALATANA		7840.707771	7862.279857	72900.40	-1266.00	0.00	-1266.00
DOYANG		1246.900000	1251.396000	12749.10	-30.30	0.00	-30.30
LOKTAK		2293.954996	2282.928000	-19428.10	0.00	0.00	0.00
PARE		2832.000000	2845.771200	37269.10	-409.70	0.00	-409.70
RANGANADI		6427.000000	6471.171637	179345.50	0.00	0.00	0.00
ER		-11095.007664	7489.749968	113495625.50	-585086.20	-102146062.95	-102731149.15
NR		0.000000	-17822.109106	-109453823.80	-99631361.10	-98508441.42	-198139802.52
KAMENG		10560.790040	10613.818194	147852.90	-746.10	0.00	-746.10
25-06-2022		ARUNACHAL PRADESH	-2277.218379	-2440.417064	-967663.50	-95080.30	0.00
	ASSAM	-28187.949457	-27921.813004	873129.00	-86089.30	-130969.35	-217058.65
	MANIPUR	-2533.122704	-2519.996404	-87055.20	-13411.20	0.00	-13411.20
	MEGHALAYA	-341.034577	-926.081601	-2890083.80	-277917.30	-433512.57	-711429.87
	MIZORAM	-1469.059008	-1255.615200	1132174.30	-260.60	-33965.23	-34225.83
	NAGALAND	-2389.254680	-2304.566136	517565.20	-15371.90	0.00	-15371.90
	TRIPURA	-4470.463612	-4755.385050	-2053617.30	-242746.60	-61608.52	-304355.12
	AGBPP	4868.192250	4943.416000	233903.00	0.00	0.00	0.00
	AGTCCPP	2672.435000	2713.848000	120488.30	-106.70	0.00	-106.70
	BGTPP	16019.973219	15804.034905	-629954.40	-63354.70	0.00	-63354.70
	BNC	-24.285727	-25.345200	-5334.50	-139.40	0.00	-139.40
	PALATANA	7860.188212	7867.183410	17492.30	-7426.40	0.00	-7426.40
	DOYANG	1263.500000	1272.866400	26910.40	0.00	0.00	0.00
	LOKTAK	2222.250000	2235.230400	38865.10	0.00	0.00	0.00
	PARE	2832.000000	2845.584000	38516.60	0.00	0.00	0.00
	RANGANADI	5907.997500	5976.129640	214621.30	0.00	0.00	0.00
	ER	-10974.393059	13389.354951	139520592.00	0.00	-125568532.80	-125568532.80
	NR	0.000000	-24217.163669	-138049636.20	-129224072.30	-124244672.58	-253468744.88
	KAMENG	10560.797540	10630.981826	201141.30	0.00	0.00	0.00


 Director
 Director
 Director
 Director

NERPC, SHILLONG
Day-wise schedule, actual and Deviation charge statement
From 20-06-2022 to 26-06-2022


DATE	BENEFICIARY	SCH. TOTAL IN MWH	ACTUAL DRAWAL/GEN TOTAL IN MWH	DEVIATION CHARGE IN Rs.	ADDITIONAL DEVIATION CHARGE(Volume limit) IN Rs.	ADDITIONAL DEVIATION CHARGE(Sign Change Violation) IN Rs.	Total ADDITIONAL DEVIATION CHARGE IN Rs.
26-06-2022	ARUNACHAL PRADESH	-2083.257153	-2453.372264	-2081246.40	-196391.20	-249749.57	-446140.77
	ASSAM	-26483.563620	-26770.615340	-1985052.00	-381288.50	-297757.80	-679046.30
	MANIPUR	-2515.911062	-2457.724543	138532.20	-180128.00	0.00	-180128.00
	MEGHALAYA	-469.387535	-611.994615	-558632.50	-38854.50	0.00	-38854.50
	MIZORAM	-1329.445156	-1027.497600	1435245.70	-65469.20	0.00	-65469.20
	NAGALAND	-2345.532798	-2277.159336	369136.80	-4691.30	0.00	-4691.30
	TRIPURA	-4597.372211	-5050.372050	-1952826.10	-195241.60	-58584.78	-253826.38
	AGBPP	4133.243000	4358.576000	591468.50	-5933.50	0.00	-5933.50
	AGTCCPP	2330.800000	2426.436000	246689.20	-11406.40	0.00	-11406.40
	BGTPP	14153.760373	14158.399998	100718.30	-6048.50	0.00	-6048.50
	BNC	-24.432178	-26.308200	-13233.10	-3856.70	0.00	-3856.70
	PALATANA	7785.523960	7789.662254	37672.10	-9238.10	0.00	-9238.10
	DOYANG	1284.800000	1291.788000	17953.90	-1331.00	0.00	-1331.00
	LOKTAK	2493.540000	2488.348800	-5899.90	-25.50	0.00	-25.50
	PARE	2611.840000	2573.016000	-122138.60	-31263.40	0.00	-31263.40
	RANGANADI	5908.000000	5923.333817	128525.90	0.00	0.00	0.00
	ER	-10724.891303	14445.745860	122870832.60	-4469125.20	-110583749.34	-115052874.54
NR	0.000000	-24220.509119	-118287639.30	-110965098.50	-106458875.37	-217423973.87	
KAMENG	10560.800040	10618.327292	152184.10	-11309.00	0.00	-11309.00	

SUMMARY OF WEEKLY DEVIATION CHARGES

	UTILITY	SCHEDULE(MWH)	ACTUAL(MWH)	DEVIATION CHARGE (IN RS)	ADDITIONAL DEVIATION CHARGE(Volume Limit) (IN RS)	ADDITIONAL DEVIATION CHARGE(Sign Change Violation) (IN RS)	Total ADDITIONAL DEVIATION CHARGE (IN RS)
FOR THE WEEK FROM 20-06-2022 TO 26-06-2022	RANGANADI	52471.572500	52720.048898	901928.90	-4960.10	0.00	-4960.10
	DOYANG	7368.650000	7435.267200	178627.70	-3878.90	0.00	-3878.90
	KAMENG	73268.252936	73367.563719	173510.50	-440108.30	-23117.16	-463225.46
	LOKTAK	16752.480000	16774.036800	100694.40	-25.50	0.00	-25.50
	PARE	19603.840000	19541.241600	-112746.50	-77352.20	0.00	-77352.20
	KHANDONG	0.000000	0.000000	0.00	0.00	0.00	0.00
	KOPILI	0.000000	0.000000	0.00	0.00	0.00	0.00
	KOPILI-2	0.000000	0.000000	0.00	0.00	0.00	0.00
	MIZORAM	-10620.918384	-8968.594800	7712978.40	-111821.40	-124245.39	-236066.79
	NAGALAND	-16109.396481	-15669.444552	2388278.70	-110288.40	0.00	-110288.40
	MEGHALAYA	-1285.994764	-4019.034902	-12425818.20	-1962640.90	-1646513.16	-3609154.06
	ARUNACHAL PRADESH	-15229.940171	-16995.553848	-8597777.70	-711734.00	-774113.15	-1485847.15
	ASSAM	-179392.384427	-179632.618654	-2149938.70	-2046501.30	-1614953.35	-3661454.65
	TRIPURA	-27843.720423	-27827.739750	-2076406.00	-1220523.00	-141988.31	-1362511.31
	MANIPUR	-17258.180213	-17319.681164	-694145.00	-341317.80	0.00	-341317.80
	BNC	-169.557828	-180.335400	-57157.70	-9867.30	0.00	-9867.30
	ER	-99926.887195	41126.499793	696695841.90			
	NR	0.000000	-136589.963660	-674699338.00			
	AGBPP	29912.992475	31325.136000	3529589.00	-152438.10	0.00	-152438.10
	AGTCCPP	16835.644500	17479.536000	1658221.80	-48698.30	0.00	-48698.30
PALATANA	54939.169007	55061.211044	414823.60	-36789.20	0.00	-36789.20	
BGTPP	101854.800897	100765.768728	-3017015.90	-228098.00	-18579.54	-246677.54	
KAMENG_INF	0.000000	0.000000	0.00				

LEGEND: Energy:(+ve) means injection, (-ve) means drawal
 Deviation Charge: (+ve) means receivable, (-ve) mean payable

(+) means under drawal/ over injection
 (-) means vice-versa


 (Signature of the Director)
 Director
 Energy Division,NERPC
 Ring Road, Sector-10, Old Panzer
 West Bengal, India
 Kolkata-700016

NORTH EASTERN REGIONAL POWER COMMITTEE


**ABT based Deviation Charge Account
For the period 27.06.2022 TO 03.07.2022
AS PER 5TH AMENDMENT OF DSM, 2019 W.E.F. 03/06/2019**

UTILITIES AND DEVIATION CHARGES PAYABLE BY THEM	SCHEDULE (MWH)	ACTUAL (MWH)	DEVIATION (MWH)	DEVIATION CHARGE		ADDITIONAL DEVIATION CHARGE DUE TO BLOCKWISE VIOLATION OF VOLUME LIMIT	ZERO CROSSING VIOLATION COUNT	ADDITIONAL DEVIATION CHARGE DUE TO VIOLATION OF SIGN CHANGE	FINAL DEVIATION CHARGE	
				RECEIVABLE	PAYABLE				RECEIVABLE	PAYABLE
BENEFICIARIES OF NORTH EASTERN REGION										
ARUNACHAL PRADESH	15,808.103764	15,282.745696	-525.358068	28,41,569		4,65,995	10	5,42,934	18,32,640	
ASSAM	1,92,954.717498	1,92,454.413041	-500.304457	48,30,694		8,28,326	35	19,06,116	20,96,252	
MANIPUR	17,961.520939	18,238.774317	277.253378		13,74,652	3,21,433		0		16,96,084
MEGHALAYA	5,203.939352	6,758.699138	1,554.759786		65,35,317	7,09,606	5	1,98,711		74,43,634
MIZORAM	9,499.349692	8,357.049600	-1,142.300092	51,98,759		1,24,776	2	45,557	50,28,426	
NAGALAND	16,456.205811	15,648.823296	-807.382515	33,19,508		1,07,714		0	32,11,795	
TRIPURA	32,699.275110	34,477.617750	1,778.342640		78,92,139	11,35,657	10	5,55,192		95,82,988
BNC	170.991240	186.070800	15.079560		63,827	11,854		0		75,681
CERC REGULATED GENERATORS (CGS/ISGS)										
AGBPP	28,803.258125	30,224.992000	1,421.733875	36,27,041		1,76,754		0	34,50,287	
AGTCCPP	16,859.327500	17,443.291200	583.963700	14,81,712		49,506		0	14,32,206	
BGTPP	99,848.230072	98,451.426911	-1,396.803161		34,25,240	2,14,050	1	1,868		36,41,158
PALATANA	54,457.023278	54,464.642896	7.619618	1,27,890		18,539		0	1,09,352	
DOYANG	8,826.800000	8,849.088000	22.288000	58,513		828		0	57,685	
KHANDONG	0.000000	0.000000	0.000000		0	0		0		0
KOPILI	0.000000	0.000000	0.000000		0	0		0		0
KOPILI-2	0.000000	0.000000	0.000000		0	0		0		0
LOKTAK	17,107.560000	17,114.587200	7.027200	1,02,249		5,617		0	96,632	
PARE	19,765.130500	19,849.852800	84.722300	2,14,348		8,296		0	2,06,052	
RANGANADI	59,715.860000	59,974.220722	258.360722	9,31,482		622		0	9,30,860	
KAMENG	73,400.417948	73,809.890982	409.473034	9,93,240		1,16,925		0	8,76,315	
INTER- REGIONAL										
ER	-81,987.434120	1,01,297.718420	1,83,285.152540	81,78,56,866					81,78,56,866	
NR	0.000000	-1,80,393.890991	-1,80,393.890991		81,76,54,806					81,76,54,806
INFIRM GENERATORS										
KAMENG INF	0.000000	0.000000	0.000000		0					0
TOTAL	5,87,550.276709	5,92,490.013778	4,939.737069	841583870.3	836945979.4	4296496.2	63	3250378.053	837185366.8	840094350.2

In Daily data report : +ve figures indicate charges receivable and -ve figures indicate charges payable. All deviation charges in Rs.

Notes :

- For computing Deviation accounts for the week, Korba Meter (NP2657A) has been used as master frequency meter
- Metering point for ER power:
 - Rangia for 132kV Motonga(Deothang)-Rangia feeder.
 - Salakati for 132kV Gelephug-Salakati feeder.
 - Salakati for 220kV Alipurduar-Salakati feeder I & II.
 - Bongaigaon for 400kV New Siliguri-Bongaigaon feeders I&II.
 - Bongaigaon for 400kV Alipurduar-Bongaigaon feeders I&II.
- Metering point for NR power: Biswanath-Chariali(BNC) for BiswanathChariali-Agra feeder.
- Schedule (MWH) includes energy scheduled under AGC


 (S. S. Prasad) (S. S. Prasad)
 Deputy Director
 Range Engineer/Asst. of Power
 North Eastern Region of India
 Dispur/Assam


 (S. S. Prasad) (S. S. Prasad)
 Deputy Director
 Range Engineer/Asst. of Power
 North Eastern Region of India
 Dispur/Assam


NERPC, SHILLONG
Day-wise schedule, actual and Deviation charge statement
From 27-06-2022 to 03-07-2022

DATE	BENEFICIARY	SCH. TOTAL IN MWH	ACTUAL DRAWAL/GEN TOTAL IN MWH	DEVIATION CHARGE IN Rs.	ADDITIONAL DEVIATION CHARGE(Volume limit) IN Rs.	ADDITIONAL DEVIATION CHARGE(Sign Change Violation) IN Rs.	Total ADDITIONAL DEVIATION CHARGE IN Rs.
27-06-2022	ARUNACHAL PRADESH	-2269.303193	-2321.541464	-424886.10	-399179.00	0.00	-399179.00
	ASSAM	-26873.637960	-26543.547706	2013981.00	-97258.90	-120838.86	-218097.76
	MANIPUR	-2452.073463	-2525.632768	-511088.60	-194900.80	0.00	-194900.80
	MEGHALAYA	-200.809999	-376.067929	-1207295.20	-376083.00	-36218.86	-412301.86
	MIZORAM	-1385.365222	-1198.225200	1230793.80	-11270.20	0.00	-11270.20
	NAGALAND	-2406.733161	-2292.903336	855009.90	-6186.80	0.00	-6186.80
	TRIPURA	-4975.447874	-5379.332850	-2771109.70	-851628.30	-166266.58	-1017894.88
	AGBPP	4922.442125	4994.168000	215577.00	-20160.30	0.00	-20160.30
	AGTCCPP	2707.855000	2757.523200	148780.10	-1983.20	0.00	-1983.20
	BGTPP	16271.570388	15984.957095	-858384.00	-69195.50	0.00	-69195.50
	BNC	-24.805585	-27.015000	-14551.20	-6405.80	0.00	-6405.80
	PALATANA	7709.880296	7702.565239	-22677.40	-14164.70	0.00	-14164.70
	DOYANG	1296.000000	1297.627200	4879.30	-218.20	0.00	-218.20
	LOKTAK	2369.880000	2376.129600	16075.30	-5483.80	0.00	-5483.80
	PARE	2784.700000	2796.792000	36373.70	-1226.70	0.00	-1226.70
	RANGANADI	6062.725000	6153.393997	274225.60	0.00	0.00	0.00
	ER	-11847.648665	11377.724367	158745639.50	0.00	-142871075.55	-142871075.55
	NR	0.000000	-24221.236387	-165145424.00	-155983386.30	-148630881.60	-304614267.90
	KAMENG	10560.800040	10622.618198	186890.70	0.00	0.00	0.00
	28-06-2022	ARUNACHAL PRADESH	-2369.013522	-1972.339064	2272666.30	-14814.10	-340899.95
ASSAM		-25748.721726	-25424.584401	2596381.60	-68546.40	-311565.79	-380112.19
MANIPUR		-2540.161741	-2607.998580	-295167.60	-20241.70	0.00	-20241.70
MEGHALAYA		-512.656128	-925.227931	-2242367.00	-152398.30	-134542.02	-286940.32
MIZORAM		-1388.250293	-1229.151600	778112.10	-15272.60	0.00	-15272.60
NAGALAND		-2478.972225	-2431.925736	312057.60	-8855.30	0.00	-8855.30
TRIPURA		-4920.423190	-5377.986150	-2475884.20	-34648.60	-148553.05	-183201.65
AGBPP		4831.748300	4908.544000	240911.60	-4751.70	0.00	-4751.70
AGTCCPP		2745.700000	2786.383200	100555.00	-3183.20	0.00	-3183.20
BGTPP		16021.144550	15865.681453	-379375.70	-5783.20	0.00	-5783.20
BNC		-24.278191	-24.752400	-2180.50	-34.40	0.00	-34.40
PALATANA		7737.283395	7741.830685	28318.50	0.00	0.00	0.00
DOYANG		1293.000000	1293.933600	2568.30	-109.10	0.00	-109.10
LOKTAK		2493.540000	2499.710400	20315.50	0.00	0.00	0.00
PARE		2832.000000	2845.108800	34931.60	-540.60	0.00	-540.60
RANGANADI		7630.262500	7764.432727	406203.60	0.00	0.00	0.00
ER		-14187.977429	13173.993233	147795281.10	-926325.10	-133015752.99	-133942078.09
NR		0.000000	-27838.545473	-151887738.20	-143038722.80	-136698964.38	-279737687.18
KAMENG		10560.797540	10623.418193	168722.80	-1407.30	0.00	-1407.30
29-06-2022		ARUNACHAL PRADESH	-2363.973190	-2015.615464	1609151.10	-2523.40	-193098.13
	ASSAM	-25755.914093	-25370.030529	1929941.50	0.00	-173694.74	-173694.74
	MANIPUR	-2586.518011	-2650.932655	-367323.40	-2097.10	0.00	-2097.10
	MEGHALAYA	-995.169569	-1014.546840	-204263.60	-11439.40	0.00	-11439.40
	MIZORAM	-1357.930681	-1202.986800	804303.10	-2009.30	0.00	-2009.30
	NAGALAND	-2387.075494	-2292.272136	517901.40	-4603.10	0.00	-4603.10
	TRIPURA	-4588.855243	-4489.419450	331320.00	0.00	0.00	0.00
	AGBPP	3946.074900	4132.968000	522696.10	-3138.10	0.00	-3138.10
	AGTCCPP	2396.710000	2504.388000	277571.30	-1947.90	0.00	-1947.90
	BGTPP	14425.600119	14266.719999	-335012.60	0.00	0.00	0.00
	BNC	-24.423121	-24.658800	19.60	-114.30	0.00	-114.30
	PALATANA	7909.648406	7919.581672	39986.30	-274.70	0.00	-274.70
	DOYANG	1239.650000	1247.306400	21016.20	0.00	0.00	0.00
	LOKTAK	2489.760000	2492.371200	8375.60	0.00	0.00	0.00
	PARE	2832.000000	2843.764800	30923.20	-337.00	0.00	-337.00
	RANGANADI	9759.000000	9781.202369	61164.30	-283.20	0.00	-283.20
	ER	-14801.525169	13245.588723	144888666.00	-813773.70	-130399799.40	-131213573.10
	NR	0.000000	-28396.363648	-146510715.40	-137949035.20	-131859643.86	-269808679.06
	KAMENG	10560.797540	10616.509102	146165.70	-1848.10	0.00	-1848.10


 Director/Secretary
 NERPC
 Power Division, Ministry of Power
 Government of India
 Shillong

NERPC, SHILLONG
Day-wise schedule, actual and Deviation charge statement
From 27-06-2022 to 03-07-2022

DATE	BENEFICIARY	SCH. TOTAL IN MWH	ACTUAL DRAWAL/ GEN TOTAL IN MWH	DEVIATION CHARGE IN Rs.	ADDITIONAL DEVIATION CHARGE(Volume limit) IN Rs.	ADDITIONAL DEVIATION CHARGE(Sign Change Violation) IN Rs.	Total ADDITIONAL DEVIATION CHARGE IN Rs.
30-06-2022	ARUNACHAL PRADESH	-2312.278718	-2203.266664	194061.80	-3462.10	0.00	-3462.10
	ASSAM	-26845.257665	-27167.858848	-828485.70	-112411.30	-165697.14	-278108.44
	MANIPUR	-2580.672774	-2661.569017	-289973.00	-3617.50	0.00	-3617.50
	MEGHALAYA	-504.889217	-768.568728	-781529.00	-20177.40	0.00	-20177.40
	MIZORAM	-1342.505211	-1208.943600	387653.30	-13068.70	0.00	-13068.70
	NAGALAND	-2268.025772	-2144.237736	303285.00	-2897.00	0.00	-2897.00
	TRIPURA	-4290.183032	-4366.480800	-353236.80	-8849.60	0.00	-8849.60
	AGBPP	3356.924150	3671.208000	698056.40	-30616.20	0.00	-30616.20
	AGTCCPP	2116.360000	2238.616800	277437.10	-12039.20	0.00	-12039.20
	BGTPP	12398.435288	12260.093086	-385400.30	-20284.10	0.00	-20284.10
	BNC	-24.331332	-26.067600	-5620.50	-25.60	0.00	-25.60
	PALATANA	7802.294479	7802.490766	32531.00	0.00	0.00	0.00
	DOYANG	1268.400000	1268.755200	-11.70	-94.60	0.00	-94.60
	LOKTAK	2493.540000	2486.832000	2357.30	0.00	0.00	0.00
	PARE	2820.430500	2832.024000	25256.40	-1141.90	0.00	-1141.90
	RANGANADI	9705.172500	9701.535638	-2386.70	0.00	0.00	0.00
	ER	-12367.202484	16881.800283	87123210.50	-2443030.40	-78410889.45	-80853919.85
	NR	0.000000	-27276.218203	-81002006.30	-76109888.40	-72901805.67	-149011694.07
	KAMENG	10035.625037	10117.236371	122000.20	-97799.30	0.00	-97799.30
	01-07-2022	ARUNACHAL PRADESH	-2105.783363	-2326.360480	-705221.30	-17231.50	0.00
ASSAM		-28396.868101	-28169.074749	1236274.70	-362896.70	-309068.68	-671965.38
MANIPUR		-2556.816269	-2629.159703	-186718.20	-21491.90	0.00	-21491.90
MEGHALAYA		-2434.104617	-2592.195345	-573589.30	-81581.70	-17207.68	-98789.38
MIZORAM		-1378.564319	-1213.663200	717924.00	-7210.10	0.00	-7210.10
NAGALAND		-2295.801115	-2143.107984	352031.60	-53939.00	0.00	-53939.00
TRIPURA		-4394.845839	-4492.207050	-218812.30	-32926.60	0.00	-32926.60
AGBPP		3493.335250	3792.288000	730939.10	-58111.00	0.00	-58111.00
AGTCCPP		2095.407500	2214.040800	290534.80	-19271.90	0.00	-19271.90
BGTPP		11633.989713	11579.138914	-62258.70	-57002.60	-1867.76	-58870.36
BNC		-24.423121	-26.596800	-7419.60	-2759.50	0.00	-2759.50
PALATANA		7792.969691	7796.640575	30794.20	-3295.70	0.00	-3295.70
DOYANG		1227.200000	1232.056800	10567.40	-250.80	0.00	-250.80
LOKTAK		2368.170000	2359.972800	6085.50	-132.70	0.00	-132.70
PARE		2832.000000	2844.321600	29105.40	-1772.20	0.00	-1772.20
RANGANADI		9749.000000	9734.984178	-24056.10	-338.30	0.00	-338.30
ER		-8977.931625	16974.972762	94794248.40	-4217095.10	-85314823.56	-89531918.66
NR		0.000000	-24219.927312	-89754093.40	-84260161.10	-80778684.06	-165038845.16
KAMENG		10560.800040	10603.200000	106974.70	-4391.70	0.00	-4391.70
02-07-2022		ARUNACHAL PRADESH	-2150.632760	-2253.930080	-402071.30	-19903.00	0.00
	ASSAM	-30962.819950	-31511.077035	-2774956.20	-149427.10	-693739.05	-843166.15
	MANIPUR	-2633.845451	-2638.966578	42674.70	-10642.60	0.00	-10642.60
	MEGHALAYA	-437.324171	-667.918833	-1168192.40	-67808.80	0.00	-67808.80
	MIZORAM	-1365.677825	-1269.781200	520689.20	-10855.60	0.00	-10855.60
	NAGALAND	-2461.142133	-2308.110384	666196.90	0.00	0.00	0.00
	TRIPURA	-4562.124932	-4775.963850	-1002412.50	-117797.60	-30072.38	-147869.98
	AGBPP	3894.421100	4205.368000	875265.10	-5587.30	0.00	-5587.30
	AGTCCPP	2348.777500	2435.162400	251577.00	-5223.20	0.00	-5223.20
	BGTPP	14508.434156	14250.565819	-732619.80	-13083.80	0.00	-13083.80
	BNC	-24.278191	-28.859400	-23966.00	-2388.20	0.00	-2388.20
	PALATANA	7764.906807	7771.842618	18091.50	-803.40	0.00	-803.40
	DOYANG	1245.200000	1247.925600	7941.20	-55.80	0.00	-55.80
	LOKTAK	2402.910000	2412.182400	33349.10	0.00	0.00	0.00
	PARE	2832.000000	2843.841600	34200.10	0.00	0.00	0.00
	RANGANADI	9695.700000	9722.698543	80081.40	0.00	0.00	0.00
	ER	-9695.365674	15389.124976	121686250.50	0.00	-109517625.45	-109517625.45
	NR	0.000000	-24221.090885	-117911288.60	-110197071.10	-106120159.74	-216317230.84
	KAMENG	10560.797540	10611.927287	148746.40	0.00	0.00	0.00


 Director
 Shillong
 NEERC, Shillong
 Director General of Power
 NEERC, Shillong
 Shillong

NERPC, SHILLONG
Day-wise schedule, actual and Deviation charge statement
From 27-06-2022 to 03-07-2022

DATE	BENEFICIARY	SCH. TOTAL IN MWH	ACTUAL DRAWAL/GEN TOTAL IN MWH	DEVIATION CHARGE IN Rs.	ADDITIONAL DEVIATION CHARGE(Volume limit) IN Rs.	ADDITIONAL DEVIATION CHARGE(Sign Change Violation) IN Rs.	Total ADDITIONAL DEVIATION CHARGE IN Rs.
03-07-2022	ARUNACHAL PRADESH	-2237.119022	-2189.692480	297868.20	-8881.50	-8936.05	-17817.55
	ASSAM	-28371.498010	-28268.239773	657557.30	-37785.80	-131511.46	-169297.26
	MANIPUR	-2611.433263	-2524.515016	232944.60	-68441.00	0.00	-68441.00
	MEGHALAYA	-118.985648	-414.173532	-358080.70	-117.60	-10742.42	-10860.02
	MIZORAM	-1281.056139	-1034.298000	759283.70	-65089.80	-45557.02	-110646.82
	NAGALAND	-2158.455894	-2036.265984	313026.00	-31232.60	0.00	-31232.60
	TRIPURA	-4967.394996	-5596.227600	-1402003.00	-89806.10	-210300.45	-300106.55
	AGBPP	4358.312300	4520.448000	343595.90	-54389.80	0.00	-54389.80
	AGTCCPP	2448.517500	2507.176800	135256.50	-5856.90	0.00	-5856.90
	BGTPP	14589.055781	14244.270545	-672188.70	-48700.80	0.00	-48700.80
	BNC	-24.451672	-28.120800	-10108.30	-126.20	0.00	-126.20
	PALATANA	7740.040284	7729.691341	846.20	0.00	0.00	0.00
	DOYANG	1257.350000	1261.483200	11552.00	-99.40	0.00	-99.40
	LOKTAK	2489.760000	2487.388800	15690.20	0.00	0.00	0.00
	PARE	2832.000000	2844.000000	23557.90	-3277.80	0.00	-3277.80
	RANGANADI	7114.000000	7115.973270	136249.60	0.00	0.00	0.00
	ER	-10109.783067	14254.514076	62823569.60	-6404522.80	-56541212.64	-62945735.44
	NR	0.000000	-24220.509083	-65443540.00	-60930029.60	-58899186.00	-119829215.60
	KAMENG	10560.800040	10614.981831	113739.20	-11478.80	0.00	-11478.80


SUMMARY OF WEEKLY DEVIATION CHARGES

	UTILITY	SCHEDULE(MWH)	ACTUAL(MWH)	DEVIATION CHARGE (IN RS)	ADDITIONAL DEVIATION CHARGE(Volume Limit) (IN RS)	ADDITIONAL DEVIATION CHARGE(Sign Change Violation) (IN RS)	Total ADDITIONAL DEVIATION CHARGE (IN RS)
FOR THE WEEK FROM 27-06-2022 TO 03-07-2022	KAMENG	73400.417948	73809.890982	993239.70	-116925.20	0.00	-116925.20
	RANGANADI	59715.860000	59974.220722	931481.70	-621.50	0.00	-621.50
	PARE	19765.130500	19849.852800	214348.30	-8296.20	0.00	-8296.20
	LOKTAK	17107.560000	17114.587200	102248.50	-5616.50	0.00	-5616.50
	DOYANG	8826.800000	8849.088000	58512.70	-827.90	0.00	-827.90
	KHANDONG	0.000000	0.000000	0.00	0.00	0.00	0.00
	KOPILI	0.000000	0.000000	0.00	0.00	0.00	0.00
	KOPILI-2	0.000000	0.000000	0.00	0.00	0.00	0.00
	MIZORAM	-9499.349692	-8357.049600	5198759.20	-124776.30	-45557.02	-170333.32
	ASSAM	-192954.717498	-192454.413041	4830694.20	-828326.20	-1906115.71	-2734441.91
	NAGALAND	-16456.205811	-15648.823296	3319508.40	-107713.80	0.00	-107713.80
	ARUNACHAL PRADESH	-15808.103764	-15282.745696	2841568.70	-465994.60	-542934.12	-1008928.72
	TRIPURA	-32699.275110	-34477.617750	-7892138.50	-1135656.80	-555192.46	-1690849.26
	MEGHALAYA	-5203.939352	-6758.699138	-6535317.20	-709606.20	-198710.98	-908317.18
	MANIPUR	-17961.520939	-18238.774317	-1374651.50	-321432.60	0.00	-321432.60
	BNC	-170.991240	-186.070800	-63826.50	-11854.00	0.00	-11854.00
	ER	-81987.434120	101297.718420	817856865.60			
	NR	0.000000	-180393.890991	-817654805.90			
	AGBPP	28803.258125	30224.992000	3627041.20	-176754.40	0.00	-176754.40
	AGTCCPP	16859.327500	17443.291200	1481711.80	-49505.50	0.00	-49505.50
PALATANA	54457.023278	54464.642896	127890.30	-18538.50	0.00	-18538.50	
BGTPP	99848.230072	98451.426911	-3425239.80	-214050.00	-1867.76	-215917.76	
KAMENG_INF	0.000000	0.000000	0.00				

LEGEND: *Energy:(+ve) means injection, (-ve) means drawal* **(+) means under**

Deviation Charge: (+ve) means receivable, (-ve) mean payable **drawal/ over injection**

(-) means vice-versa


 Director
 NERPC/NERPC
 Page 04 of 04 of Power
 NERPC/Sect. of India
 Shillong/India

NORTH EASTERN REGIONAL POWER COMMITTEE


**ABT based Deviation Charge Account
For the period 04.07.2022 TO 10.07.2022
AS PER 5TH AMENDMENT OF DSM, 2019 W.E.F. 03/06/2019**

UTILITIES AND DEVIATION CHARGES PAYABLE BY THEM	SCHEDULE (MWH)	ACTUAL (MWH)	DEVIATION (MWH)	DEVIATION CHARGE		ADDITIONAL DEVIATION CHARGE DUE TO BLOCKWISE VIOLATION OF VOLUME LIMIT	ZERO CROSSING VIOLATION COUNT	ADDITIONAL DEVIATION CHARGE DUE TO VIOLATION OF SIGN CHANGE	FINAL DEVIATION CHARGE	
				RECEIVABLE	PAYABLE				RECEIVABLE	PAYABLE
BENEFICIARIES OF NORTH EASTERN REGION										
ARUNACHAL PRADESH	16,035.945489	17,122.674760	1,086.729271		50,58,957	4,07,690	10	4,89,141		59,55,789
ASSAM	2,34,746.350290	2,33,904.188511	-842.161779	26,15,274		13,77,206	39	22,00,504		9,62,436
MANIPUR	18,791.944925	18,635.252036	-156.692889	3,43,492		2,64,082		0	79,410	
MEGHALAYA	137.128059	897.550677	760.422618		41,44,708	5,32,974	6	1,80,926		48,58,607
MIZORAM	9,503.022829	8,362.408800	-1,140.614029	46,90,370		1,38,604	3	1,12,440	44,39,326	
NAGALAND	16,095.297981	15,549.984288	-545.313693	25,57,411		62,616		0	24,94,795	
TRIPURA	39,803.677313	43,016.643750	3,212.966437		1,55,01,242	13,22,929	18	16,57,260		1,84,81,430
BNC	164.021733	197.640000	33.618267		1,60,056	15,562		0		1,75,618
CERC REGULATED GENERATORS (CGS/ISGS)										
AGBPP	29,611.458525	30,806.496000	1,195.037475	30,01,535		1,27,712		0	28,73,822	
AGTCCPP	17,232.943000	17,735.882400	502.939400	11,73,284		57,741		0	11,15,543	
BGTPP	99,642.356345	98,305.512709	-1,336.843636		34,07,787	5,51,497	2	50,192		40,09,475
PALATANA	76,188.448779	76,352.058783	163.610004	6,44,199		10,135		0	6,34,064	
DOYANG	9,248.300000	9,284.630400	36.330400	85,450		3,630		0	81,820	
KHANDONG	0.000000	0.000000	0.000000		0	0		0		0
KOPILI	0.000000	0.000000	0.000000		0	0		0		0
KOPILI-2	0.000000	0.000000	0.000000		0	0		0		0
LOKTAK	17,304.010000	17,309.884800	5.874800	85,536		220		0	85,316	
PARE	15,680.512500	15,784.137600	103.625100	3,16,634		4,640		0	3,11,994	
RANGANADI	33,052.997500	33,303.806188	250.808688	9,19,992		2,499		0	9,17,493	
KAMENG	73,750.006268	73,948.727339	198.721071	4,30,803		4,61,956	3	35,716		66,869
INTER- REGIONAL										
ER	-25,877.659291	1,32,353.822569	1,58,231.481860	70,13,38,008					70,13,38,008	
NR	0.000000	-1,58,925.090891	-1,58,925.090891		70,65,59,822					70,65,59,822
INFIRM GENERATORS										
KAMENG INF	0.000000	0.000000	0.000000		0					0
TOTAL	6,81,110.762245	6,83,946.210719	2,835.448474	718201987.2	734832570.8	5341693.3	81	4726179.26	714371590.5	741070046.7

In Daily data report : +ve figures indicate charges receivable and -ve figures indicate charges payable. All deviation charges in Rs.


Notes :

- For computing Deviation accounts for the week, Korba Meter (NP2657A) has been used as master frequency meter
- Metering point for ER power:
 - Rangia for 132kV Motonga(Deothang)-Rangia feeder.
 - Salakati for 132kV Gelephug-Salakati feeder.
 - Salakati for 220kV Alipurduar-Salakati feeder I & II.
 - Bongaigaon for 400kV New Siliguri-Bongaigaon feeders I&II.
 - Bongaigaon for 400kV Alipurduar-Bongaigaon feeders I&II.
- Metering point for NR power: Biswanath-Chariali(BNC) for BiswanathChariali-Agra feeder.
- Schedule (MWH) includes energy scheduled under AGC


 (Signature)
 Chairman
 North Eastern Regional Power Committee
 New Delhi


NERPC, SHILLONG
Day-wise schedule, actual and Deviation charge statement
From 04-07-2022 to 10-07-2022

DATE	BENEFICIARY	SCH. TOTAL IN MWH	ACTUAL DRAWAL/GEN TOTAL IN MWH	DEVIATION CHARGE IN Rs.	ADDITIONAL DEVIATION CHARGE(Volume limit) IN Rs.	ADDITIONAL DEVIATION CHARGE(Sign Change Violation) IN Rs.	Total ADDITIONAL DEVIATION CHARGE IN Rs.	
04-07-2022	ARUNACHAL PRADESH	-2125.773747	-2338.283280	-954024.00		-293931.00	-57241.44	-351172.44
	ASSAM	-30959.789726	-30940.611309	-542438.10		-596559.00	-48819.43	-645378.43
	MANIPUR	-2596.157957	-2572.091640	82835.00		-113762.90	0.00	-113762.90
	MEGHALAYA	-66.896031	-420.743497	-1614388.20		-334048.80	-48431.65	-382480.45
	MIZORAM	-1345.647947	-1141.370400	968171.40		-24698.90	0.00	-24698.90
	NAGALAND	-2223.999252	-2136.433584	498285.70		-24015.60	0.00	-24015.60
	TRIPURA	-5766.639886	-6319.099050	-2732323.80		-428959.40	-163939.43	-592898.83
	AGBPP	4382.681525	4586.560000	551722.30		-3382.00	0.00	-3382.00
	AGTCCPP	2446.107500	2547.345600	285410.80		-3013.30	0.00	-3013.30
	BGTPP	15501.876925	15273.812363	-642597.60		-61410.70	0.00	-61410.70
	BNC	-24.390686	-28.701600	-21947.30		-7507.20	0.00	-7507.20
	PALATANA	7690.480363	7680.403491	-21242.90		-9701.20	0.00	-9701.20
	DOYANG	1275.050000	1281.283200	16642.80		-624.20	0.00	-624.20
	LOKTAK	2489.760000	2494.699200	13757.00		-220.00	0.00	-220.00
	PARE	2784.000000	2794.641600	29842.00		-732.10	0.00	-732.10
	RANGANADI	6161.000000	6216.157456	194571.80		-1835.10	0.00	-1835.10
	ER	-6066.264129	18288.283414	123086360.10		-1288196.60	-110777724.09	-112065920.69
	NR	0.000000	-24222.399996	-122016408.20		-115550664.10	-109814767.38	-225365431.48
	KAMENG	10035.622537	10103.636369	170513.60		-25653.40	0.00	-25653.40
05-07-2022	ARUNACHAL PRADESH	-2285.560817	-2525.176880	-1002183.20		0.00	0.00	0.00
	ASSAM	-34811.234111	-35391.004898	-1452970.80		-212654.10	-290594.16	-503248.26
	MANIPUR	-2598.692861	-2636.702220	-248659.70		-80855.00	0.00	-80855.00
	MEGHALAYA	142.354356	21.417751	-562723.00		-20184.30	-16881.69	-37065.99
	MIZORAM	-1300.418060	-1250.598000	181395.70		-31583.30	0.00	-31583.30
	NAGALAND	-2284.091410	-2272.469184	9243.30		-4316.90	0.00	-4316.90
	TRIPURA	-5347.390375	-6083.076300	-3098570.00		-341154.80	-464785.50	-805940.30
	AGBPP	4202.830000	4248.680000	232198.50		0.00	0.00	0.00
	AGTCCPP	2675.000000	2720.148000	106359.50		-1954.00	0.00	-1954.00
	BGTPP	15973.719369	15828.669089	-289998.40		-17015.30	0.00	-17015.30
	BNC	-24.407954	-28.290600	-18395.50		-2355.40	0.00	-2355.40
	PALATANA	7599.356876	7621.979929	102493.40		-433.60	0.00	-433.60
	DOYANG	1299.100000	1303.682400	12149.50		-150.30	0.00	-150.30
	LOKTAK	2489.760000	2495.572800	25740.10		0.00	0.00	0.00
	PARE	2692.780000	2710.161600	44168.90		-550.30	0.00	-550.30
	RANGANADI	5336.000000	5401.560548	232480.30		-482.40	0.00	-482.40
	ER	-2329.533550	22632.048694	103264016.90		-835952.20	-92937615.21	-93773567.41
	NR	0.000000	-24219.781813	-101982108.90		-95505220.00	-91783898.01	-187289118.01
	KAMENG	10560.800040	10620.000021	147883.60		-966.50	0.00	-966.50
06-07-2022	ARUNACHAL PRADESH	-2212.100132	-2545.021080	-1586674.30		-2590.40	-190400.92	-192991.32
	ASSAM	-32262.432484	-32382.478759	-896975.80		-68689.30	-313941.53	-382630.83
	MANIPUR	-2644.954010	-2707.675268	-391511.40		-45130.00	0.00	-45130.00
	MEGHALAYA	241.073731	-44.389815	-1293640.20		-44978.20	-38809.21	-83787.41
	MIZORAM	-1441.237347	-1419.796800	79669.50		-30891.60	0.00	-30891.60
	NAGALAND	-2235.337840	-2168.622384	420500.10		-5401.60	0.00	-5401.60
	TRIPURA	-5153.995188	-5870.099550	-3845631.10		-151372.70	-461475.73	-612848.43
	AGBPP	4451.030000	4608.424000	409733.60		0.00	0.00	0.00
	AGTCCPP	2538.237500	2591.870400	124919.60		-1265.50	0.00	-1265.50
	BGTPP	12860.397660	12720.130906	-371682.10		-82614.70	0.00	-82614.70
	BNC	-21.015774	-28.528200	-36654.80		-3002.80	0.00	-3002.80
	PALATANA	9108.630762	9186.088444	238511.90		0.00	0.00	0.00
	DOYANG	1315.000000	1320.415200	14324.20		-21.90	0.00	-21.90
	LOKTAK	2385.540000	2388.528000	21488.10		0.00	0.00	0.00
	PARE	2325.000000	2348.582400	65858.50		-244.30	0.00	-244.30
	RANGANADI	4705.997500	4754.433637	162938.10		-181.40	0.00	-181.40
	ER	-2849.093728	23812.981950	141370786.90		-857189.20	-127233708.21	-128090897.41
	NR	0.000000	-25745.890900	-138515583.60		-130129620.70	-124664025.24	-254793645.94
	KAMENG	10560.800040	10611.636371	130194.40		-1627.70	0.00	-1627.70


 Shri. J. K. Jaisankar
 Director (Gen.)
 NERPC
 Power & Energy Dept. of India
 Shillong, Shillong

NERPC, SHILLONG
Day-wise schedule, actual and Deviation charge statement
From 04-07-2022 to 10-07-2022

DATE	BENEFICIARY	SCH. TOTAL IN MWH	ACTUAL DRAWAL/GEN TOTAL IN MWH	DEVIATION CHARGE IN Rs.	ADDITIONAL DEVIATION CHARGE(Volume limit) IN Rs.	ADDITIONAL DEVIATION CHARGE(Sign Change Violation) IN Rs.	Total ADDITIONAL DEVIATION CHARGE IN Rs.
07-07-2022	ARUNACHAL PRADESH	-2291.894634	-2669.685080	-2012492.10	-29702.50	-241499.05	-271201.55
	ASSAM	-35339.802586	-35554.079248	-1643142.70	0.00	-197177.12	-197177.12
	MANIPUR	-2686.270689	-2753.058075	-321540.90	0.00	0.00	0.00
	MEGHALAYA	349.250187	130.594624	-1025021.00	0.00	-61501.26	-61501.26
	MIZORAM	-1469.252022	-1356.360000	585021.80	0.00	0.00	0.00
	NAGALAND	-2338.139373	-2313.930384	126003.20	-8392.00	0.00	-8392.00
	TRIPURA	-5838.879679	-6530.497050	-3585419.80	-114659.50	-537812.97	-652472.47
	AGBPP	4124.520225	4204.888000	215929.30	0.00	0.00	0.00
	AGTCCPP	2501.277500	2549.544000	127850.40	-25.50	0.00	-25.50
	BGTPP	13596.082070	12987.956364	-1601753.10	-365057.10	-48052.59	-413109.69
	BNC	-21.810775	-29.647200	-42235.10	-661.80	0.00	-661.80
	PALATANA	9403.310584	9448.057601	152120.10	0.00	0.00	0.00
	DOYANG	1327.000000	1326.060000	-1606.10	-231.50	0.00	-231.50
	LOKTAK	2469.670000	2464.334400	-5969.80	0.00	0.00	0.00
	PARE	2131.240000	2140.339200	14790.50	-920.50	0.00	-920.50
	RANGANADI	4432.000000	4463.926187	98522.10	0.00	0.00	0.00
	ER	947.664010	22482.882801	120571342.00	0.00	-108514207.80	-108514207.80
	NR	0.000000	-20473.745461	-115527701.70	-106748702.90	-103974931.53	-210723634.43
	KAMENG	10560.800040	10607.272734	124873.40	0.00	0.00	0.00
	08-07-2022	ARUNACHAL PRADESH	-2348.743093	-2160.526680	1027944.60	-1220.70	0.00
ASSAM		-34727.873456	-34208.504622	2941367.80	-248200.70	-588273.56	-836474.26
MANIPUR		-2777.326775	-2620.245381	788993.70	-6023.30	0.00	-6023.30
MEGHALAYA		-283.580755	-149.610325	539740.30	-24785.80	0.00	-24785.80
MIZORAM		-1247.599947	-995.971200	1090792.40	-3676.70	-32723.77	-36400.47
NAGALAND		-2331.450319	-2149.165584	837694.00	0.00	0.00	0.00
TRIPURA		-6139.160601	-6394.929600	-1264431.30	-639.90	0.00	-639.90
AGBPP		4366.982275	4524.784000	432149.80	-3440.30	0.00	-3440.30
AGTCCPP		2562.793000	2639.330400	178226.10	-5549.30	0.00	-5549.30
BGTPP		15640.804433	15563.415265	-104625.90	-2217.20	0.00	-2217.20
BNC		-24.404825	-26.441400	-14672.40	-408.50	0.00	-408.50
PALATANA		13536.247806	13552.310693	66832.60	0.00	0.00	0.00
DOYANG		1326.150000	1334.289600	18774.50	-442.40	0.00	-442.40
LOKTAK		2489.760000	2490.638400	8617.60	0.00	0.00	0.00
PARE		2075.002500	2096.894400	54991.10	-764.90	0.00	-764.90
RANGANADI		4400.000000	4421.134727	51546.40	0.00	0.00	0.00
ER		-5303.798959	8959.347638	66090915.70	-446059.90	-59481824.13	-59927884.03
NR		0.000000	-16307.636366	-75273802.10	-67897019.70	-67746421.89	-135643441.59
KAMENG		10560.800040	10615.563648	133616.50	-2068.50	0.00	-2068.50
09-07-2022		ARUNACHAL PRADESH	-2280.902332	-2366.030280	-462237.40	-38336.70	0.00
	ASSAM	-34108.685133	-33400.493636	2605662.80	0.00	-521132.56	-521132.56
	MANIPUR	-2729.046629	-2714.048687	112637.40	0.00	0.00	0.00
	MEGHALAYA	-154.127965	-221.808726	-510082.80	-82447.80	-15302.48	-97750.28
	MIZORAM	-1418.486829	-1128.475200	1328610.10	-5078.50	-79716.61	-84795.11
	NAGALAND	-2329.073964	-2243.699184	408028.50	-17633.40	0.00	-17633.40
	TRIPURA	-6078.490850	-6141.594750	-396078.30	-5254.70	-11882.35	-17137.05
	AGBPP	4148.822000	4415.000000	629884.40	-29807.00	0.00	-29807.00
	AGTCCPP	2299.515000	2366.251200	151563.70	-9014.30	0.00	-9014.30
	BGTPP	13069.183978	13072.698182	-71301.80	-806.40	-2139.05	-2945.45
	BNC	-23.603394	-28.243800	-19252.50	0.00	0.00	0.00
	PALATANA	14450.633740	14466.026771	57610.20	0.00	0.00	0.00
	DOYANG	1348.800000	1354.521600	12366.50	-635.20	0.00	-635.20
	LOKTAK	2489.760000	2486.884800	11302.40	0.00	0.00	0.00
	PARE	1759.995000	1780.291200	61516.30	-764.90	0.00	-764.90
	RANGANADI	3900.000000	3944.558183	173501.60	0.00	0.00	0.00
	ER	-4002.537335	19630.407229	98253629.30	-1685340.10	-88428266.37	-90113606.47
	NR	0.000000	-24205.527269	-101027344.70	-94055317.10	-90924610.23	-184979927.33
	KAMENG	10110.650037	10167.490923	120564.50	-1627.70	0.00	-1627.70


 Director
 NEERC, Shillong
 Energy Research Institute of Power
 Ministry, Govt. of India
 Shillong, Assam

NERPC, SHILLONG
Day-wise schedule, actual and Deviation charge statement
From 04-07-2022 to 10-07-2022


DATE	BENEFICIARY	SCH. TOTAL IN MWH	ACTUAL DRAWAL/GEN TOTAL IN MWH	DEVIATION CHARGE IN Rs.	ADDITIONAL DEVIATION CHARGE(Volume limit) IN Rs.	ADDITIONAL DEVIATION CHARGE(Sign Change Violation) IN Rs.	Total ADDITIONAL DEVIATION CHARGE IN Rs.
10-07-2022	ARUNACHAL PRADESH	-2490.970726	-2517.951480	-69290.80	-41908.90	0.00	-41908.90
	ASSAM	-32536.532788	-32027.016039	1603771.20	-251103.30	-240565.68	-491668.98
	MANIPUR	-2759.495977	-2631.430765	320737.90	-18310.30	0.00	-18310.30
	MEGHALAYA	-365.201588	-213.010689	321407.30	-26528.60	0.00	-26528.60
	MIZORAM	-1280.380702	-1069.837200	456709.00	-42674.80	0.00	-42674.80
	NAGALAND	-2353.205841	-2265.663984	257655.90	-2856.60	0.00	-2856.60
	TRIPURA	-5479.120712	-5677.347450	-578787.70	-280887.80	-17363.63	-298251.43
	AGBPP	3934.592500	4218.160000	529916.60	-91083.10	0.00	-91083.10
	AGTCCPP	2210.012500	2321.392800	198954.30	-36919.40	0.00	-36919.40
	BGTPP	13000.291838	12858.830540	-325827.60	-22375.60	0.00	-22375.60
	BNC	-24.388327	-27.787200	-6898.30	-1626.70	0.00	-1626.70
	PALATANA	14399.788722	14397.191854	47873.40	0.00	0.00	0.00
	DOYANG	1357.200000	1364.378400	12798.80	-1524.80	0.00	-1524.80
	LOKTAK	2489.760000	2489.227200	10600.20	0.00	0.00	0.00
	PARE	1912.495000	1913.227200	45466.90	-663.00	0.00	-663.00
	RANGANADI	4118.000000	4102.035450	6431.70	0.00	0.00	0.00
	ER	-6274.095644	16547.870843	48700956.90	-5610705.40	-43830861.21	-49441566.61
	NR	0.000000	-23750.109086	-52216872.40	-48976569.00	-46995185.16	-95971754.16
	KAMENG	11360.533368	11223.127273	-396843.20	-430012.10	-35715.89	-465727.99

SUMMARY OF WEEKLY DEVIATION CHARGES

	UTILITY	SCHEDULE(MWH)	ACTUAL(MWH)	DEVIATION CHARGE (IN RS)	ADDITIONAL DEVIATION CHARGE(Volume Limit) (IN RS)	ADDITIONAL DEVIATION CHARGE(Sign Change Violation) (IN RS)	Total ADDITIONAL DEVIATION CHARGE (IN RS)
FOR THE WEEK FROM 04-07-2022 TO 10-07-2022	RANGANADI	33052.997500	33303.806188	919992.00	-2498.90	0.00	-2498.90
	KAMENG	73750.006268	73948.727339	430802.80	-461955.90	-35715.89	-497671.79
	PARE	15680.512500	15784.137600	316634.20	-4640.00	0.00	-4640.00
	LOKTAK	17304.010000	17309.884800	85535.60	-220.00	0.00	-220.00
	DOYANG	9248.300000	9284.630400	85450.20	-3630.30	0.00	-3630.30
	KHANDONG	0.000000	0.000000	0.00	0.00	0.00	0.00
	KOPILI	0.000000	0.000000	0.00	0.00	0.00	0.00
	KOPILI-2	0.000000	0.000000	0.00	0.00	0.00	0.00
	MIZORAM	-9503.022829	-8362.408800	4690369.90	-138603.80	-112440.38	-251044.18
	ASSAM	-234746.350290	-233904.188511	2615274.40	-1377206.40	-2200504.04	-3577710.44
	NAGALAND	-16095.297981	-15549.984288	2557410.70	-62616.10	0.00	-62616.10
	MANIPUR	-18791.944925	-18635.252036	343492.00	-264081.50	0.00	-264081.50
	TRIPURA	-39803.677313	-43016.643750	-15501242.00	-1322928.80	-1657259.61	-2980188.41
	ARUNACHAL PRADESH	-16035.945489	-17122.674760	-5058957.20	-407690.20	-489141.41	-896831.61
	MEGHALAYA	-137.128059	-897.550677	-4144707.60	-532973.50	-180926.29	-713899.79
	BNC	-164.021733	-197.640000	-160055.90	-15562.40	0.00	-15562.40
	ER	-25877.659291	132353.822569	701338007.80			
	NR	0.000000	-158925.090891	-706559821.60			
	AGBPP	29611.458525	30806.496000	3001534.50	-127712.40	0.00	-127712.40
	AGTCCPP	17232.943000	17735.882400	1173284.40	-57741.30	0.00	-57741.30
PALATANA	76188.448779	76352.058783	644198.70	-10134.80	0.00	-10134.80	
BGTPP	99642.356345	98305.512709	-3407786.50	-551497.00	-50191.65	-601688.65	
KAMENG_INF	0.000000	0.000000	0.00				

LEGEND: *Energy:(+ve) means injection, (-ve) means drawal*
Deviation Charge: (+ve) means receivable, (-ve) mean payable

(+) means under
drawal/ over injection
(-) means vice-versa


 (Signature)
 Director/NERPC
 Shillong
 Date: 10/07/2022