



Government of India
Ministry of Power
North Eastern Regional Power Committee
Lapalang, Shillong 793006

No. NERPC/Dev/2021/ 140 -178

Dt: May 09, 2022

सेवा में / To,

संलग्न सूची के अनुसार
As per list enclosed.

**Sub: Provisional DSM under ABT regime for the period from 04.04.22 to 24.04.22
(3 weeks)- reg.**

सर/मैडम,
Sir/Madam.

The provisional statements giving details of Deviation charges account with payable / receivable particulars, for the period 04.04.22 to 24.04.22 (3 weeks) is enclosed. Deviation charges have been calculated as per CERC Notification no. L-1/132/2013/CERC dated 6th January 2014 and its subsequent amendments. The payment by the constituents for the billed amounts shall be made to the Regulatory Deviation Pool Account Fund operated by NERLDC within 10 days of the issue of this Deviation-Account. In case of delayed payments against these bills beyond 12 days, the defaulting constituent shall pay simple interest @0.04% for each day of delay. The details of Deviation Accounts, both the statement as well as the data files, are available on NERPC website www.nerpc.nic.in.

Enclosed - As above.

भवदीय / Yours faithfully,

(एस. एम. आइमोल / S. M. Aimol)

निदेशक / Director

अधीक्षण अभियंता / Superintending Engineer
वाणिज्य / Commercial

List of Addressees:

1. CMD, TSECL, Bidyut Bhawan, Agartala – 799 001
2. Director (Distribution), MePDCL, Lumjingshai, S.R. Road, Shillong – 793 001
3. Engineer-in-Chief (P&E), P&E Dept., Govt. of Mizoram, Aizawl – 796 001
4. Chief General Manager (Comml), APDCL, Bijulee Bhawan, Paltan Bazar, Guwahati – 781 001
5. Chief Engineer (Comm), Dept. of Power, Govt. of Arunachal Pradesh, Itanagar – 791 111
6. Managing Director, MSPDCL, Keishampat, Imphal-795 001.
7. E-in-C, Dept. of Power, Govt. of Nagaland, Kohima – 797 001
8. Chief Engineer, Loktak HE Project, Vidyut Vihar, Komkeirap, Manipur – 795 124
9. Executive Director (Comml.), NEEPCO Ltd., Lower New Colony, Shillong – 793 003
10. Executive Director, NERTS, POWERGRID, Lapalang, Shillong – 793 006
11. Managing Director, OTPC, Core 4 & Central, 10th Floor, SCOPE Minar, Laxmi Nagar, Delhi – 110092
12. GM (Comml.), NTPC, 3rd Floor OLIC building, Plot No.N.17/2, Nayapalli, Bhubaneswar-12
13. CE (G. M.), CEA, SewaBhawan, R.K.Puram, New Delhi – 110 066.
14. G. M., NERLDC, Lower Nongrah, Dongtieh, Lapalang, Shillong - 6.
15. C.G.M (SLDC) AEGCL, Kahelipara, Guwahati.
16. Gen. Manager (Comml.), NHPC Ltd., NHPC Office complex, Sector –33, Faridabad-121003.
17. G.M (Commercial) APDCL, Bijulee Bhawan, Paltan Bazar, Guwahati - 781 001.
18. General Manager, Ranganadi HEP, NEEPCO, Yazlee, Ar. Pradesh
19. Project Manager, Doyang HEP, NEEPCO, Nagaland
20. Project Manager, AGBPP, NEEPCO Ltd., No. –III, Vill. Bokuloni, Dibrugarh, Assam.
21. Project Manager, AGTPP, NEEPCO Ltd., Ramchandranagar, Agartala, Tripura West- 799008.
22. Dy. G. M (Elect.), Kopili HEP, NEEPCO Ltd., Umrangso, N.C. Hills, Assam.
23. Supdt. Engr. (System Management) MeECL, Lumjingshai, Short Round Road, Shillong.
24. Supdt. Engr. (Commercial) Deptt. of Electricity, Govt.of Manipur, Keisampet, Imphal. 795001
25. Executive Engineer, MSLDC, P & E Dept., Chaltlang, Aizawl- 796012.
26. Supdt. Engr. Dimapur Sub-station Deptt. of Power, Govt.of Nagaland, Dimapur.
27. Dy. G. M. (Commercial) NERTS, Lower Nongrah, Dongtieh, Lapalang, Shillong - 6.
28. Dy. General Manager (ER), POWERGRID, Boring Road, Alankar Place, Patna - 800 001
29. DGM (Comml), OTPC, Core 4 & Central, 10th Floor, SCOPE Minar, Laxmi Nagar, Delhi – 110092
30. DGM (Comml.), NTPC, 3rd Floor OLIC building, Plot No.N.17/2, Nayapalli, Bhubaneswar-12
31. AGM (Comml.), NTPC, Bongaigaon Thermal Power Project, P.O Salakati, Kokrajhar-783369
32. Addl. General Manager,Comml & Sys.Opn., TSECL,Banamalipur,Agartala.-799001.
33. Ex. Engr., SLDC, Deptt. of Power, Itanagar, Ar. Pradesh – 791 111
34. CEO, NVVN Ltd., 7th Floor, Scope Complex, Lodhi Road, N.Delhi- 110 003
35. Power Trading Corpn. of India Ltd., 2nd Floor, NBCC Tower, 15-Bhikaji Cama Place, New Delhi – 66.
36. Member Secretary, NRPC,18-A,Shaheed Jeet Singh Marg,Katwaria Sarai, NewDelhi-110016.
37. Member Secretary, ERPC,14, Golf Club Road, Kolkata- 700 033.
38. Member Secretary, WRPC, Plot No F-3,MIDC Area, Opp Seepz,Marol,Andheri (E), Mumbai-400 093.
39. Member Secretary, SRPC, 29, Race Course Road, Bangalore- 560009.



(एस. एम. आइमोल / S. M. Aimol)

निदेशक / Director

अधीक्षण अभियंता / Superintending Engineer

वाणिज्य / Commercial

NORTH EASTERN REGIONAL POWER COMMITTEE

**ABT based Deviation Charge Account
For the period 04.04.2022 TO 10.04.2022
AS PER 5TH AMENDMENT OF DSM, 2019 W.E.F. 03/06/2019**


Page 1 of 4

UTILITIES AND DEVIATION CHARGES PAYABLE BY THEM	SCHEDULE (MWH)	ACTUAL (MWH)	DEVIATION (MWH)	DEVIATION CHARGE		ADDITIONAL DEVIATION CHARGE DUE TO BLOCKWISE VIOLATION OF VOLUME LIMIT	ZERO CROSSING VIOLATION COUNT	ADDITIONAL DEVIATION CHARGE DUE TO VIOLATION OF SIGN CHANGE	FINAL DEVIATION CHARGE	
				RECEIVABLE	PAYABLE				RECEIVABLE	PAYABLE
BENEFICIARIES OF NORTH EASTERN REGION										
ARUNACHAL PRADESH	17,039.307234	17,214.288280	174.981046		15,04,521	26,38,837	15	6,44,686		47,88,043
ASSAM	1,49,133.680535	1,46,365.878948	-2,767.801587	1,63,99,433		45,57,725	29	27,66,907	90,74,801	
MANIPUR	18,548.104523	18,587.131671	39.027148		6,37,263	13,77,216	5	97,081		21,11,560
MEGHALAYA	22,964.190914	21,636.650914	-1,327.540000	89,21,097		3,61,293	4	1,81,077	83,78,727	
MIZORAM	12,966.480335	12,124.308000	-842.172335	56,27,445		1,63,241		0	54,64,204	
NAGALAND	14,549.757359	14,230.845720	-318.911639	21,99,618		3,46,017		0	18,53,601	
TRIPURA	33,104.362420	32,623.067700	-481.294720	30,70,423		26,72,141	2	86,152	3,12,129	
BNC	167.838391	130.688400	-37.149991	2,51,790		18,333		0	2,33,457	
CERC REGULATED GENERATORS (CGS/ISGS)										
AGBPP	31,286.115549	31,242.072000	-44.043549		36,530	8,15,875	2	48,904		9,01,309
AGTCCPP	9,572.189100	9,648.897600	76.708500	2,56,985		87,439		0	1,69,546	
BGTTP	1,10,888.697560	1,10,243.124363	-645.573197		17,93,907	6,97,208	1	13,704		25,04,819
PALATANA	94,920.506993	95,332.516649	412.009656	13,01,573		591		0	13,00,982	
DOYANG	374.700000	361.152000	-13.548000		38,895	16,956		0		55,852
KHANDONG	0.000000	0.000000	0.000000		0	0		0		0
KOPILI	0.000000	0.000000	0.000000		0	0		0		0
KOPILI-2	0.000000	0.000000	0.000000		0	0		0		0
LOKTAK	2,180.015000	2,223.499200	43.484200	1,48,937		2,04,634		0		55,698
PARE	17,446.032500	17,599.104000	153.071500	4,32,737		1,361		0	4,31,376	
RANGANADI	52,756.182500	53,453.789084	697.606584	21,72,835		47,056		0	21,25,779	
KAMENG	16,592.312298	16,840.509076	248.196778	7,09,088		0		0	7,09,088	
INTER- REGIONAL										
ER	-56,916.032295	-91,369.827948	-34,453.795653		23,99,24,348					23,99,24,348
NR	0.000000	27,487.854508	27,487.854508	19,20,61,673					19,20,61,673	
INFIRM GENERATORS										
KAMENG INF	0.000000	0.000000	0.000000		0					0
TOTAL	5,47,574.440916	5,35,975.550165	-11,598.890751	233553631.2	243935464.2	14005921.9	58	3838511.172	222115363.2	250341629.3

In Daily data report : +ve figures indicate charges receivable and -ve figures indicate charges payable. All deviation charges in Rs.


Notes :

- For computing Deviation accounts for the week, Korba Meter (NP2657A) has been used as master frequency meter
- Metering point for ER power:
 - Rangia for 132kV Motonga(Deothang)-Rangia feeder.
 - Salakati for 132kV Gelephug-Salakati feeder.
 - Salakati for 220kV Alipurduar-Salakati feeder I & II.
 - Bongaigaon for 400kV New Siliguri-Bongaigaon feeders I&II.
 - Bongaigaon for 400kV Alipurduar-Bongaigaon feeders I&II.
- Metering point for NR power: Biswanath-Chariali(BNC) for BiswanathChariali-Agra feeder.
- Schedule (MWH) includes energy scheduled under AGC


 Director
 North Eastern Regional Power Committee
 Dispur, Assam
 Director
 Ministry of Power
 Government of India
 New Delhi

NERPC, SHILLONG
Day-wise schedule, actual and Deviation charge statement
From 04-04-2022 to 10-04-2022


DATE	BENEFICIARY	SCH. TOTAL IN MWH	ACTUAL DRAWAL/GEN TOTAL IN MWH	DEVIATION CHARGE IN Rs.	ADDITIONAL DEVIATION CHARGE(Volume limit) IN Rs.	ADDITIONAL DEVIATION CHARGE(Sign Change Violation) IN Rs.	Total ADDITIONAL DEVIATION CHARGE IN Rs.
04-04-2022	ARUNACHAL PRADESH	-2648.541500	-2348.895840	1659191.10	-171644.10	-248878.67	-420522.77
	ASSAM	-19676.230855	-19472.696235	1035166.80	-466019.30	-124220.02	-590239.32
	MANIPUR	-2589.964770	-2646.161530	-384765.00	-159887.50	-11542.95	-171430.45
	MEGHALAYA	-2841.220405	-2519.344943	1617250.50	-36242.10	-97035.03	-133277.13
	MIZORAM	-1751.574762	-1570.171200	1198781.10	0.00	0.00	0.00
	NAGALAND	-2058.289930	-2001.399960	316257.40	-59666.50	0.00	-59666.50
	TRIPURA	-4126.722273	-3731.890800	2366763.70	-65861.80	0.00	-65861.80
	AGBPP	4065.392900	3751.840000	-815074.60	-748035.60	-48904.48	-796940.08
	AGTCCPP	1380.278500	1393.562400	39189.40	-2581.90	0.00	-2581.90
	BGTPP	14089.106368	13870.938180	-646809.20	-48022.40	0.00	-48022.40
	BNC	-23.661612	-19.234800	28849.10	-1314.50	0.00	-1314.50
	PALATANA	13732.830654	13788.869527	170291.90	0.00	0.00	0.00
	DOYANG	51.000000	48.412800	-7108.70	-1527.30	0.00	-1527.30
	LOKTAK	363.502500	369.024000	18007.50	-3689.30	0.00	-3689.30
	PARE	2308.947500	2336.774400	81715.50	0.00	0.00	0.00
	RANGANADI	7215.775000	7309.583454	301726.90	-66.30	0.00	-66.30
	ER	-13403.488581	-11940.739671	4919466.30	-18281128.10	-3935573.04	-22216701.14
	NR	0.000000	-2630.981816	-12285863.80	-23616344.50	-11057277.42	-34673621.92
	KAMENG	7532.770436	7628.218182	283396.30	0.00	0.00	0.00
	05-04-2022	ARUNACHAL PRADESH	-2301.957677	-2540.049240	-1525741.70	-609916.40	-45772.25
ASSAM		-20693.946700	-20704.501259	313830.90	-573696.20	-37659.71	-611355.91
MANIPUR		-2557.268249	-2679.804650	-786486.10	-306093.00	0.00	-306093.00
MEGHALAYA		-3268.426550	-3027.503195	1553703.60	-40972.60	0.00	-40972.60
MIZORAM		-1801.377859	-1739.887200	354861.60	-65988.70	0.00	-65988.70
NAGALAND		-2111.327824	-2091.303960	110008.70	-41182.20	0.00	-41182.20
TRIPURA		-4550.310173	-4635.420000	-521772.20	-417895.30	0.00	-417895.30
AGBPP		3858.202125	3951.864000	283367.10	-248.50	0.00	-248.50
AGTCCPP		1267.402600	1276.046400	26130.70	-16678.00	0.00	-16678.00
BGTPP		15961.976026	15811.552011	-456811.20	-121061.90	-13704.34	-134766.24
BNC		-23.468526	-19.185600	26746.60	-2616.30	0.00	-2616.30
PALATANA		13707.850079	13762.063995	163575.80	-205.80	0.00	-205.80
DOYANG		50.100000	48.664800	-4113.90	-2487.30	0.00	-2487.30
LOKTAK		363.502500	378.230400	44851.70	-3514.90	0.00	-3514.90
PARE		2758.380000	2770.550400	36275.60	0.00	0.00	0.00
RANGANADI		8467.000000	8571.060368	314357.20	-4509.80	0.00	-4509.80
ER		-14174.583849	-19882.147059	-37841805.90	-26479917.40	-34057625.31	-60537542.71
NR		0.000000	5077.818178	33158373.80	0.00	-29842536.42	-29842536.42
KAMENG		7012.337524	7123.854533	300742.10	0.00	0.00	0.00
06-04-2022		ARUNACHAL PRADESH	-2479.687744	-2539.454640	-427264.20	-614605.10	-38453.78
	ASSAM	-21477.203958	-21737.417564	-2295637.20	-2017242.60	-344345.58	-2361588.18
	MANIPUR	-2668.020721	-2703.017311	-235426.60	-176523.50	0.00	-176523.50
	MEGHALAYA	-3356.617085	-3174.470700	1398079.00	-83829.40	0.00	-83829.40
	MIZORAM	-1887.739929	-1780.844400	815688.20	-41207.60	0.00	-41207.60
	NAGALAND	-2103.998642	-2061.408360	296747.80	-45638.70	0.00	-45638.70
	TRIPURA	-4712.495133	-4727.736900	-104453.40	-506512.90	0.00	-506512.90
	AGBPP	4789.846675	4816.664000	83998.60	-8909.30	0.00	-8909.30
	AGTCCPP	1112.146500	1129.965600	51292.70	-34090.80	0.00	-34090.80
	BGTPP	16315.468641	16603.339637	873756.80	-4701.30	0.00	-4701.30
	BNC	-23.468526	-19.192800	31980.30	-3132.80	0.00	-3132.80
	PALATANA	13526.624662	13600.074184	223419.00	0.00	0.00	0.00
	DOYANG	75.600000	55.994400	-59282.80	-3055.00	0.00	-3055.00
	LOKTAK	363.502500	375.105600	35423.70	-4829.10	0.00	-4829.10
	PARE	2741.780000	2760.537600	56503.30	-12.10	0.00	-12.10
	RANGANADI	8858.287500	9024.672178	501380.70	0.00	0.00	0.00
	ER	-9723.206030	-14857.619419	-38491697.70	-27403564.20	-34642527.93	-62046092.13
	NR	0.000000	4559.127260	34043911.90	0.00	-30639520.71	-30639520.71
	KAMENG	2047.204383	2088.436361	124949.10	0.00	0.00	0.00


 (ए.एस.आर.पौडेल/ A.S. Arunod)
 Director
 ए.एस.आर.पौडेल/ A.S. Arunod
 Director
 भारत सरकार/ Govt. of India
 शिलांग/ Shillong

NERPC, SHILLONG
Day-wise schedule, actual and Deviation charge statement
From 04-04-2022 to 10-04-2022

Page 3 of 4

DATE	BENEFICIARY	SCH. TOTAL IN MWH	ACTUAL DRAWAL/GEN TOTAL IN MWH	DEVIATION CHARGE IN Rs.	ADDITIONAL DEVIATION CHARGE(Volume limit) IN Rs.	ADDITIONAL DEVIATION CHARGE(Sign Change Violation) IN Rs.	Total ADDITIONAL DEVIATION CHARGE IN Rs.	
07-04-2022	ARUNACHAL PRADESH	-2384.305917	-2569.760240	-1472486.20	-903777.50	-132523.76	-1036301.26	
	ASSAM	-22695.368187	-22398.253442	2205952.30	-947452.50	-132357.14	-1079809.64	
	MANIPUR	-2620.940187	-2638.294220	-151189.80	-352410.80	0.00	-352410.80	
	MEGHALAYA	-3162.693274	-3071.370040	715712.80	-70350.10	0.00	-70350.10	
	MIZORAM	-1868.552414	-1775.151600	737904.00	-10259.90	0.00	-10259.90	
	NAGALAND	-2084.324750	-2064.570360	148178.30	-112765.60	0.00	-112765.60	
	TRIPURA	-4761.249799	-4941.117300	-1435870.90	-990217.10	-86152.25	-1076369.35	
	AGBPP	4724.493475	4764.752000	121999.50	-3394.00	0.00	-3394.00	
	AGTCCPP	1117.498500	1155.861600	116255.50	-521.20	0.00	-521.20	
	BGTPP	16409.857752	16294.321453	-350121.20	-367552.40	0.00	-367552.40	
	BNC	-24.557093	-19.255200	41854.40	-5860.60	0.00	-5860.60	
	PALATANA	13232.454004	13280.185894	144646.90	-385.00	0.00	-385.00	
	DOYANG	49.500000	50.904000	4253.90	-4822.50	0.00	-4822.50	
	LOKTAK	363.502500	337.857600	-77714.50	-150257.70	0.00	-150257.70	
	PARE	2832.000000	2843.131200	33732.30	0.00	0.00	0.00	
	RANGANADI	7412.000000	7560.245818	449244.10	-8431.70	0.00	-8431.70	
	ER	-5083.420880	-10015.410919	-39253502.80	-32152541.70	-35328152.52	-67480694.22	
	NR	0.000000	4563.927253	36285905.30	0.00	-32657314.77	-32657314.77	
	08-04-2022	ARUNACHAL PRADESH	-2461.307306	-2569.341040	-838277.00	-239832.70	0.00	-239832.70
		ASSAM	-23711.690180	-22887.099522	5346278.60	-310249.10	-801941.79	-1112190.89
MANIPUR		-2636.020105	-2694.402108	-437139.90	-173119.00	0.00	-173119.00	
MEGHALAYA		-3656.189962	-3543.603277	834958.30	-99008.30	0.00	-99008.30	
MIZORAM		-1910.936501	-1785.837600	918797.40	-853.50	0.00	-853.50	
NAGALAND		-2098.581901	-2055.504360	327301.60	-22114.30	0.00	-22114.30	
TRIPURA		-4976.265024	-4822.647150	869351.70	-495006.60	0.00	-495006.60	
AGBPP		4527.995000	4508.992000	-47888.20	-33676.80	0.00	-33676.80	
AGTCCPP		1642.492500	1673.496000	98444.00	-4239.00	0.00	-4239.00	
BGTPP		16123.028249	15874.318539	-705476.80	-61280.20	0.00	-61280.20	
BNC		-24.490302	-17.382000	49768.60	-1447.70	0.00	-1447.70	
PALATANA		13492.015968	13554.135560	197847.90	0.00	0.00	0.00	
DOYANG		49.500000	53.769600	13102.00	-2072.80	0.00	-2072.80	
LOKTAK		242.005000	258.004800	49642.70	-3462.10	0.00	-3462.10	
PARE		2428.500000	2459.304000	87341.20	-331.50	0.00	-331.50	
RANGANADI		7672.625000	7779.716000	314978.50	0.00	0.00	0.00	
ER		-3166.064811	-8917.577309	-40709398.90	-31501766.00	-32567519.12	-64069285.12	
NR		0.000000	4509.672725	32456145.50	-147222.30	-25964916.40	-26112138.70	
09-04-2022		ARUNACHAL PRADESH	-2543.818567	-2238.708240	1989524.70	-99061.10	-179057.22	-278118.32
		ASSAM	-22175.707567	-21456.696467	5037394.40	-108704.20	-755609.16	-864313.36
	MANIPUR	-2821.310632	-2691.783164	746754.80	-179507.60	-67207.93	-246715.53	
	MEGHALAYA	-3664.613341	-3470.777816	1526709.30	-30890.90	-45801.28	-76692.18	
	MIZORAM	-1908.205016	-1808.287200	741292.80	-27545.10	0.00	-27545.10	
	NAGALAND	-2128.724034	-2076.266760	376786.10	-60209.90	0.00	-60209.90	
	TRIPURA	-5279.575447	-5142.934500	1074993.50	-174584.00	0.00	-174584.00	
	AGBPP	4497.202525	4586.392000	246498.70	-20398.40	0.00	-20398.40	
	AGTCCPP	1592.370500	1582.250400	-31870.10	-29096.20	0.00	-29096.20	
	BGTPP	16301.121443	16169.824001	-355710.40	-94590.10	0.00	-94590.10	
	BNC	-24.411368	-17.097000	52017.40	-3520.80	0.00	-3520.80	
	PALATANA	13751.124719	13849.858908	302096.20	0.00	0.00	0.00	
	DOYANG	49.500000	50.407200	3176.40	-2335.00	0.00	-2335.00	
	LOKTAK	242.000000	264.168000	67848.10	-38604.70	0.00	-38604.70	
	PARE	2685.180000	2710.027200	74267.50	-281.20	0.00	-281.20	
	RANGANADI	8847.495000	8952.211988	319783.70	0.00	0.00	0.00	
	ER	-6073.534294	-12416.373711	-45178410.90	-36493682.20	-40660569.81	-77154252.01	
	NR	0.000000	4569.890912	32513163.90	-145900.00	-29261847.51	-29407747.51	


 (S.M. Anshu) / (S.M. Anshu)
 Director / Director
 NERPC / NERPC
 New Delhi / New Delhi
 Ministry of Power / Ministry of Power
 Shillong / Shillong

NERPC, SHILLONG
Day-wise schedule, actual and Deviation charge statement
From 04-04-2022 to 10-04-2022


DATE	BENEFICIARY	SCH. TOTAL IN MWH	ACTUAL DRAWAL/GEN TOTAL IN MWH	DEVIATION CHARGE IN Rs.	ADDITIONAL DEVIATION CHARGE(Volume limit) IN Rs.	ADDITIONAL DEVIATION CHARGE(Sign Change Violation) IN Rs.	Total ADDITIONAL DEVIATION CHARGE IN Rs.
10-04-2022	ARUNACHAL PRADESH	-2219.688508	-2408.079040	-889467.50	0.00	0.00	0.00
	ASSAM	-18703.533098	-17709.214459	4756447.20	-134360.90	-570773.66	-705134.56
	MANIPUR	-2654.579848	-2533.668688	610989.50	-29674.60	-18329.69	-48004.29
	MEGHALAYA	-3014.430295	-2829.580943	1274683.30	0.00	-38240.50	-38240.50
	MIZORAM	-1838.093854	-1664.128800	860119.50	-17385.70	0.00	-17385.70
	NAGALAND	-1964.510269	-1880.391960	624338.30	-4440.00	0.00	-4440.00
	TRIPURA	-4697.744593	-4621.321050	821410.20	-22063.50	0.00	-22063.50
	AGBPP	4822.982850	4861.568000	90569.00	-1212.10	0.00	-1212.10
	AGTCCPP	1460.000000	1437.715200	-42457.40	-231.50	0.00	-231.50
	BGTPP	15688.139095	15618.830542	-152734.70	0.00	0.00	0.00
	BNC	-23.781107	-19.341000	20573.10	-440.10	0.00	-440.10
	PALATANA	13477.606898	13497.328581	99695.50	0.00	0.00	0.00
	DOYANG	49.500000	52.999200	11077.70	-656.50	0.00	-656.50
	LOKTAK	242.000000	241.108800	10877.30	-276.40	0.00	-276.40
	PARE	1691.245000	1718.779200	62901.50	-735.80	0.00	-735.80
	RANGANADI	4283.000000	4256.299278	-28636.20	-34047.70	0.00	-34047.70
	ER	-5291.733872	-13339.959860	-43368998.40	-34293108.80	-39032098.56	-73325207.36
	NR	0.000000	6838.399960	35890036.10	-438581.50	-32301032.49	-32739613.99

SUMMARY OF WEEKLY DEVIATION CHARGES

	UTILITY	SCHEDULE(MWH)	ACTUAL(MWH)	DEVIATION CHARGE (IN RS)	ADDITIONAL DEVIATION CHARGE(Volume Limit) (IN RS)	ADDITIONAL DEVIATION CHARGE(Sign Change Violation) (IN RS)	Total ADDITIONAL DEVIATION CHARGE (IN RS)
FOR THE WEEK FROM 04-04-2022 TO 10-04-2022	RANGANADI	52756.182500	53453.789084	2172834.90	-47055.50	0.00	-47055.50
	KAMENG	16592.312298	16840.509076	709087.50	0.00	0.00	0.00
	PARE	17446.032500	17599.104000	432736.90	-1360.60	0.00	-1360.60
	LOKTAK	2180.015000	2223.499200	148936.50	-204634.20	0.00	-204634.20
	DOYANG	374.700000	361.152000	-38895.40	-16956.40	0.00	-16956.40
	KHANDONG	0.000000	0.000000	0.00	0.00	0.00	0.00
	KOPILI	0.000000	0.000000	0.00	0.00	0.00	0.00
	KOPILI-2	0.000000	0.000000	0.00	0.00	0.00	0.00
	ASSAM	-149133.680535	-146365.878948	16399433.00	-4557724.80	-2766907.06	-7324631.86
	MEGHALAYA	-22964.190914	-21636.650914	8921096.80	-361293.40	-181076.81	-542370.21
	MIZORAM	-12966.480335	-12124.308000	5627444.60	-163240.50	0.00	-163240.50
	TRIPURA	-33104.362420	-32623.067700	3070422.60	-2672141.20	-86152.25	-2758293.45
	NAGALAND	-14549.757359	-14230.845720	2199618.20	-346017.20	0.00	-346017.20
	BNC	-167.838391	-130.688400	251789.50	-18332.80	0.00	-18332.80
	ARUNACHAL PRADESH	-17039.307234	-17214.288280	-1504520.80	-2638836.90	-644685.68	-3283522.58
	MANIPUR	-18548.104523	-18587.131671	-637263.10	-1377216.00	-97080.57	-1474296.57
	NR	0.000000	27487.854508	192061672.70			
	ER	-56916.032295	-91369.827948	-239924348.30			
	PALATANA	94920.506993	95332.516649	1301573.20	-590.80	0.00	-590.80
	AGTCCPP	9572.189100	9648.897600	256984.80	-87438.60	0.00	-87438.60
BGTPP	110888.697560	110243.124363	-1793906.70	-697208.30	-13704.34	-710912.64	
AGBPP	31286.115549	31242.072000	-36529.90	-815874.70	-48904.48	-864779.18	
KAMENG_INF	0.000000	0.000000	0.00				

LEGEND: Energy:(+ve) means injection, (-ve) means drawal
 Deviation Charge: (+ve) means receivable, (-ve) mean payable

(+) means under
 drawal/ over
 injection
 (-) means vice-versa


 (Sd./Signature) S.M. Ahmed
 Director/Chief Executive Officer/NERPC
 विद्युत संचालक/Min. of Power
 भारत सरकार/Govt. of India
 New Delhi/India

NORTH EASTERN REGIONAL POWER COMMITTEE

**ABT based Deviation Charge Account
For the period 11.04.2022 TO 17.04.2022
AS PER 5TH AMENDMENT OF DSM, 2019 W.E.F. 03/06/2019**


Page 1 of 4

UTILITIES AND DEVIATION CHARGES PAYABLE BY THEM	SCHEDULE (MWH)	ACTUAL (MWH)	DEVIATION (MWH)	DEVIATION CHARGE		ADDITIONAL DEVIATION CHARGE DUE TO BLOCKWISE VIOLATION OF VOLUME LIMIT	ZERO CROSSING VIOLATION COUNT	ADDITIONAL DEVIATION CHARGE DUE TO VIOLATION OF SIGN CHANGE	FINAL DEVIATION CHARGE	
				RECEIVABLE	PAYABLE				RECEIVABLE	PAYABLE
BENEFICIARIES OF NORTH EASTERN REGION										
ARUNACHAL PRADESH	15,546.694780	14,926.437680	-620.257100	22,45,673		25,18,422	21	14,10,631		16,83,379
ASSAM	1,30,085.960723	1,26,041.191495	-4,044.769228	1,89,11,928		28,56,506	27	32,65,115	1,27,90,306	
MANIPUR	16,980.737659	15,943.347453	-1,037.390206	54,71,156		5,02,866	7	2,91,379	46,76,910	
MEGHALAYA	23,586.653080	22,662.532936	-924.120144	71,85,931		3,82,637	4	2,03,451	65,99,843	
MIZORAM	12,144.978241	10,608.753600	-1,536.224641	99,15,965		1,82,865	7	8,59,178	88,73,923	
NAGALAND	12,522.277975	12,039.405720	-482.872255	30,35,905		5,95,723	3	95,788	23,44,394	
TRIPURA	31,822.065429	30,875.218200	-946.847229	56,28,918		13,81,587	4	1,87,651	40,59,680	
BNC	155.334516	137.859000	-17.475516	1,17,364		12,302		0	1,05,062	
CERC REGULATED GENERATORS (CGS/ISGS)										
AGBPP	32,654.810011	32,913.352000	258.541989	7,21,889		1,02,348	1	3,364	6,16,177	
AGTCCPP	12,682.105450	13,039.471200	357.365750	10,45,599		18,360		0	10,27,240	
BGTPP	98,493.517250	97,276.305453	-1,217.211797		34,58,550	7,87,828	2	64,644		43,11,023
PALATANA	91,487.555588	91,967.240440	479.684852	14,83,890		0		0	14,83,890	
DOYANG	368.610000	375.264000	6.654000	10,004		10,513		0		509
KHANDONG	0.000000	0.000000	0.000000		0	0		0		0
KOPILI	0.000000	0.000000	0.000000		0	0		0		0
KOPILI-2	0.000000	0.000000	0.000000		0	0		0		0
LOKTAK	1,694.030000	1,800.825600	106.795600	3,29,038		31,961		0	2,97,077	
PARE	9,769.262500	9,934.060800	164.798300	4,73,540		10,889		0	4,62,651	
RANGANADI	29,675.465000	29,951.360022	275.895022	8,77,796		89,879		0	7,87,917	
KAMENG	0.000000	0.000000	0.000000		0	0		0		0
INTER- REGIONAL										
ER	-24,501.383543	-1,12,021.752063	-87,520.368520		59,73,51,927					59,73,51,927
NR	0.000000	76,639.854517	76,639.854517	52,74,84,740					52,74,84,740	
INFIRM GENERATORS										
KAMENG_INF	0.000000	0.000000	0.000000		0					0
TOTAL	4,95,168.674659	4,75,110.728053	-20,057.946606	584939336.1	600810477.1	9484685.7	76	6381202.191	571609809.4	603346838.3

In Daily data report : +ve figures indicate charges receivable and -ve figures indicate charges payable. All deviation charges in Rs.


Notes :

- For computing Deviation accounts for the week, Korba Meter (NP2657A) has been used as master frequency meter
- Metering point for ER power:
 - Rangia for 132kV Motonga(Deothang)-Rangia feeder.
 - Salakati for 132kV Gelephug-Salakati feeder.
 - Salakati for 220kV Alipurduar-Salakati feeder I & II.
 - Bongaigaon for 400kV New Siliguri-Bongaigaon feeders I&II.
 - Bongaigaon for 400kV Alipurduar-Bongaigaon feeders I&II.
- Metering point for NR power: Biswanath-Chariali(BNC) for BiswanathChariali-Agra feeder.
- Schedule (MWH) includes energy scheduled under AGC


 (Signature)
 Director
 NEERC
 Regd. Office/Min. of Power
 Govt. of Assam
 Dispur, Assam

NERPC, SHILLONG
Day-wise schedule, actual and Deviation charge statement
From 11-04-2022 to 17-04-2022

DATE	BENEFICIARY	SCH. TOTAL IN MWH	ACTUAL DRAWAL/GEN TOTAL IN MWH	DEVIATION CHARGE IN Rs.	ADDITIONAL DEVIATION CHARGE(Volume limit) IN Rs.	ADDITIONAL DEVIATION CHARGE(Sign Charge Violation) IN Rs.	Total ADDITIONAL DEVIATION CHARGE IN Rs.	
14-04-2022	ARUNACHAL PRADESH	-2487.582097	-2304.809040	941257.40	-48146.30	-84713.17	-132859.47	
	ASSAM	-18946.951478	-17506.683986	6925677.50	-194253.70	-1038851.63	-1233105.33	
	MANIPUR	-2548.938410	-2351.956032	1121605.10	-32022.30	-33648.15	-65670.45	
	MEGHALAYA	-3299.456455	-3081.067129	1431575.20	-968.60	-42947.26	-43915.86	
	MIZORAM	-1857.117445	-1682.722800	1194634.00	-20682.80	0.00	-20682.80	
	NAGALAND	-2185.973887	-2095.940760	666412.10	-1989.00	0.00	-1989.00	
	TRIPURA	-4677.017190	-4394.477550	1769095.60	-62396.80	0.00	-62396.80	
	AGBPP	4853.020400	4913.792000	184835.00	-2788.00	0.00	-2788.00	
	AGTCCPP	1859.995000	1902.686400	128886.20	-2740.70	0.00	-2740.70	
	BGTPP	11747.253762	11667.325096	-232062.90	-9556.70	0.00	-9556.70	
	BNC	-19.508025	-19.827600	-4162.20	-265.30	0.00	-265.30	
	PALATANA	13088.070458	13140.276942	167043.70	0.00	0.00	0.00	
	DOYANG	49.500000	52.423200	-4514.70	-1574.70	0.00	-1574.70	
	LOKTAK	242.005000	250.915200	24682.30	-203.60	0.00	-203.60	
	PARE	1538.010000	1559.731200	58311.50	-1704.30	0.00	-1704.30	
	RANGANADI	5036.662500	5156.631096	320912.60	-4821.00	0.00	-4821.00	
	ER	-1071.812897	-15337.265637	-95487581.40	-83503796.20	-85938823.26	-169442619.46	
	NR	0.000000	11573.381808	78081163.20	-736552.50	-70273046.88	-71009599.38	
	15-04-2022	ARUNACHAL PRADESH	-2252.327436	-1816.325240	2675366.90	0.00	-535073.38	-535073.38
		ASSAM	-14487.901214	-13910.417401	2654470.60	-27885.40	-238902.35	-266787.75
		MANIPUR	-2248.671467	-1969.820329	1336188.80	-14188.60	-80171.33	-94359.93
MEGHALAYA		-3973.926637	-3762.796579	1372295.80	-664.60	0.00	-664.60	
MIZORAM		-1700.754330	-1440.774000	1597851.90	0.00	0.00	0.00	
NAGALAND		-1697.041494	-1515.911160	1123943.40	-8118.20	-67436.60	-75554.80	
TRIPURA		-4444.112808	-4244.837400	909961.40	-21570.40	0.00	-21570.40	
AGBPP		4637.863550	4703.904000	174744.70	-21212.80	0.00	-21212.80	
AGTCCPP		1920.872550	1955.493600	99321.10	-5432.90	0.00	-5432.90	
BGTPP		15859.758546	15656.570177	-537341.10	-12651.70	0.00	-12651.70	
BNC		-21.540615	-19.096800	17152.30	-568.10	0.00	-568.10	
PALATANA		13351.455867	13391.232586	123182.20	0.00	0.00	0.00	
DOYANG		51.930000	52.624800	2647.50	-240.00	0.00	-240.00	
LOKTAK		242.005000	255.902400	44487.60	-669.10	0.00	-669.10	
PARE		2378.745000	2412.835200	95010.40	0.00	0.00	0.00	
RANGANADI		6592.000000	6649.041647	204976.90	0.00	0.00	0.00	
ER		-12685.812214	-25660.616685	-78654183.30	-63469751.00	-70788764.97	-134258515.97	
NR		0.000000	10598.545454	64734952.40	0.00	-58261457.16	-58261457.16	
16-04-2022		ARUNACHAL PRADESH	-2086.501932	-1712.827040	2621538.90	0.00	-235938.50	-235938.50
		ASSAM	-17164.946335	-16572.779125	3032362.20	-73569.20	-272912.60	-346481.80
		MANIPUR	-2333.799110	-2199.422697	889647.90	-51287.50	-26689.44	-77976.94
	MEGHALAYA	-3849.282305	-3905.681672	-474385.80	-12634.30	0.00	-12634.30	
	MIZORAM	-1819.311742	-1665.280800	1136266.10	0.00	0.00	0.00	
	NAGALAND	-2031.553989	-1987.321560	373162.60	-13049.40	0.00	-13049.40	
	TRIPURA	-4816.088153	-4634.698650	1363055.40	-49337.00	0.00	-49337.00	
	AGBPP	4635.976900	4608.840000	-112148.20	-50183.40	-3364.45	-53547.85	
	AGTCCPP	1819.475000	1860.643200	124156.50	-104.20	0.00	-104.20	
	BGTPP	15902.564884	15790.271998	-356040.30	-16236.20	0.00	-16236.20	
	BNC	-24.466094	-19.926000	32944.30	-627.30	0.00	-627.30	
	PALATANA	13365.781280	13412.973968	142759.40	0.00	0.00	0.00	
	DOYANG	54.000000	53.085600	-2527.20	-829.10	0.00	-829.10	
	LOKTAK	242.005000	248.539200	19433.30	-814.50	0.00	-814.50	
	PARE	1155.002500	1177.848000	67991.00	0.00	0.00	0.00	
	RANGANADI	3598.000000	3603.118182	14916.10	-13093.20	0.00	-13093.20	
	ER	-5367.954087	-17111.391780	-85156356.90	-73582749.50	-76640721.21	-150223470.71	
	NR	0.000000	10187.927271	74085702.20	0.00	-66677131.98	-66677131.98	


 Director
 Director General
 Director General of Power
 Ministry of Power
 New Delhi

NERPC, SHILLONG
Day-wise schedule, actual and Deviation charge statement
From 11-04-2022 to 17-04-2022


DATE	BENEFICIARY	SCH. TOTAL IN MWH	ACTUAL DRAWAL/GEN TOTAL IN MWH	DEVIATION CHARGE IN Rs.	ADDITIONAL DEVIATION CHARGE(Volume limit) IN Rs.	ADDITIONAL DEVIATION CHARGE(Sign Change Violation) IN Rs.	Total ADDITIONAL DEVIATION CHARGE IN Rs.
17-04-2022	ARUNACHAL PRADESH	-2118.478161	-1806.308440	1586011.20	-21549.50	-142741.01	-164290.51
	ASSAM	-17248.581688	-16206.514166	3846466.40	-158844.70	-461575.97	-620420.67
	MANIPUR	-2462.370893	-2089.413451	1676335.90	-29602.00	-150870.23	-180472.23
	MEGHALAYA	-3779.818355	-3906.373593	-493684.80	-37008.40	0.00	-37008.40
	MIZORAM	-1683.177098	-1482.054000	1029168.80	-7387.80	0.00	-7387.80
	NAGALAND	-1873.549413	-1723.481160	945062.20	-14496.00	-28351.87	-42847.87
	TRIPURA	-4823.625151	-4838.749500	-162378.60	-76469.40	0.00	-76469.40
	AGBPP	4779.525450	4824.216000	132751.20	0.00	0.00	0.00
	AGTCCPP	1630.271700	1659.871200	87064.10	0.00	0.00	0.00
	BGTPP	14521.151843	14189.940363	-845254.30	-72506.20	-25357.63	-97863.83
	BNC	-24.377718	-19.644000	26837.60	-951.00	0.00	-951.00
	PALATANA	12680.454843	12715.795491	127464.60	0.00	0.00	0.00
	DOYANG	51.930000	53.906400	7060.10	-261.80	0.00	-261.80
	LOKTAK	242.005000	249.787200	27478.00	-945.40	0.00	-945.40
	PARE	1086.255000	1107.849600	60083.00	-826.10	0.00	-826.10
	RANGANADI	2908.000000	2919.184729	55464.50	-6307.70	0.00	-6307.70
	ER	-2431.025480	-15957.372838	-75945580.90	-66974117.10	-68351022.81	-135325139.91
	NR	0.000000	11453.672725	64499664.60	-361884.90	-58049698.14	-58411583.04

SUMMARY OF WEEKLY DEVIATION CHARGES

	UTILITY	SCHEDULE(MWH)	ACTUAL(MWH)	DEVIATION CHARGE (IN RS)	ADDITIONAL DEVIATION CHARGE(Volume Limit) (IN RS)	ADDITIONAL DEVIATION CHARGE(Sign Change Violation) (IN RS)	Total ADDITIONAL DEVIATION CHARGE (IN RS)
FOR THE WEEK FROM 11-04-2022 TO 17-04-2022	RANGANADI	29675.465000	29951.360022	877796.20	-89879.30	0.00	-89879.30
	PARE	9769.262500	9934.060800	473539.90	-10888.60	0.00	-10888.60
	LOKTAK	1694.030000	1800.825600	329037.50	-31960.90	0.00	-31960.90
	DOYANG	368.610000	375.264000	10003.50	-10512.80	0.00	-10512.80
	KHANDONG	0.000000	0.000000	0.00	0.00	0.00	0.00
	KOPILI	0.000000	0.000000	0.00	0.00	0.00	0.00
	KOPILI-2	0.000000	0.000000	0.00	0.00	0.00	0.00
	KAMENG	0.000000	0.000000	0.00	0.00	0.00	0.00
	ASSAM	-130085.960723	-126041.191495	18911927.60	-2856505.70	-3265115.46	-6121621.16
	MIZORAM	-12144.978241	-10608.753600	9915965.40	-182865.10	-859177.68	-1042042.78
	MEGHALAYA	-23586.653080	-22662.532936	7185931.00	-382637.20	-203451.17	-586088.37
	TRIPURA	-31822.065429	-30875.218200	5628918.10	-1381587.30	-187650.96	-1569238.26
	MANIPUR	-16980.737659	-15943.347453	5471155.80	-502866.30	-291379.15	-794245.45
	NAGALAND	-12522.277975	-12039.405720	3035905.20	-595722.70	-95788.47	-691511.17
	ARUNACHAL PRADESH	-15546.694780	-14926.437680	2245672.90	-2518421.50	-1410630.75	-3929052.25
	BNC	-155.334516	-137.859000	117364.30	-12302.30	0.00	-12302.30
	NR	0.000000	76639.854517	527484740.20			
	ER	-24501.383543	-112021.752063	-597351926.90			
	PALATANA	91487.555588	91967.240440	1483890.00	0.00	0.00	0.00
	AGTCCPP	12682.105450	13039.471200	1045599.40	-18359.90	0.00	-18359.90
AGBPP	32654.810011	32913.352000	721889.10	-102347.70	-3364.45	-105712.15	
BGTPP	98493.517250	97276.305453	-3458550.20	-787828.40	-64644.11	-852472.51	
KAMENG INF	0.000000	0.000000	0.00				

LEGEND: Energy:(+ve) means injection, (-ve) means drawal
Deviation Charge: (+ve) means receivable, (-ve) mean payable

(+) means under drawal/ over injection
(-) means vice-versa


(Sd/Dr. S. M. Almol)
Director/Secretary
Sd/Dr. S. M. Almol
NERPC
Min. of Power
Govt. of India
Shillong

NORTH EASTERN REGIONAL POWER COMMITTEE

**ABT based Deviation Charge Account
For the period 18.04.2022 TO 24.04.2022
AS PER 5TH AMENDMENT OF DSM, 2019 W.E.F. 03/06/2019**


Page 1 of 4

UTILITIES AND DEVIATION CHARGES PAYABLE BY THEM	SCHEDULE (MWH)	ACTUAL (MWH)	DEVIATION (MWH)	DEVIATION CHARGE		ADDITIONAL DEVIATION CHARGE DUE TO BLOCKWISE VIOLATION OF VOLUME LIMIT	ZERO CROSSING VIOLATION COUNT	ADDITIONAL DEVIATION CHARGE DUE TO VIOLATION OF SIGN CHANGE	FINAL DEVIATION CHARGE	
				RECEIVABLE	PAYABLE				RECEIVABLE	PAYABLE
BENEFICIARIES OF NORTH EASTERN REGION										
ARUNACHAL PRADESH	14,935.12	16,190.10	1,254.98		1,07,85,690	43,81,580	14	10,79,631		1,62,46,901
ASSAM	1,54,370.14	1,52,122.12	-2,248.02	1,31,12,260		59,29,303	31	39,28,635	32,54,322	
MANIPUR	17,182.11	16,681.39	-500.72	32,94,302		7,40,321	2	73,498	24,80,482	
MEGHALAYA	20,194.94	18,890.28	-1,304.66	1,02,95,510		2,54,879	1	78,690	99,61,941	
MIZORAM	12,329.66	11,120.15	-1,209.51	86,29,045		57,164	4	3,56,998	82,14,882	
NAGALAND	14,267.93	13,614.70	-653.23	46,66,937		2,67,881	1	49,912	43,49,145	
TRIPURA	27,080.19	26,071.11	-1,009.09	52,39,901		24,44,710	9	7,94,991	20,00,200	
BNC	170.29	136.91	-33.38	2,52,166		21,443		0	2,30,722	
CERC REGULATED GENERATORS (CGS/ISGS)										
AGBPP	33,656.85	34,050.90	394.05	11,31,187		98,997		0	10,32,190	
AGTCCPP	12,873.77	13,221.59	347.82	10,32,874		89,311		0	9,43,563	
BGTPP	1,12,684.84	1,12,047.44	-637.39		18,27,153	8,12,576		0		26,39,728
PALATANA	91,375.88	91,821.21	445.33	13,57,127		6,428		0	13,50,699	
DOYANG	481.50	493.02	11.52	39,350		23,035		0	16,315	
KHANDONG	0.00	0.00	0.00			0		0		0
KOPILI	0.00	0.00	0.00			0		0		0
KOPILI-2	0.00	0.00	0.00			0		0		0
LOKTAK	2,523.53	2,599.32	75.80	2,35,692		29,051		0	2,06,641	
PARE	7,065.94	7,182.28	116.34	3,45,200		9,550		0	3,35,650	
RANGANADI	18,402.00	18,370.94	-31.06		20,422	3,08,022		0		3,28,444
KAMENG	0.00	0.00	0.00			0		0		0
INTER- REGIONAL										
ER	-7,617.95	-96,272.43	-88,654.48		66,12,94,384					66,12,94,384
NR	0.00	79,362.76	79,362.76	59,38,97,659					59,38,97,659	
INFIRM GENERATORS										
KAMENG INF	0.00	0.00	0.00			0				0
TOTAL	531976.7307	517703.7829	-14272.94774	643529207.7	673927648.7	15474249.7	62	6362354.845	628274411.6	680509457.1

In Daily data report : +ve figures indicate charges receivable and -ve figures indicate charges payable. All deviation charges in Rs.

Notes :


- For computing Deviation accounts for the week, Korba Meter (NP2657A) has been used as master frequency meter
- Metering point for ER power:
 - Rangia for 132kV Motonga(Deothang)-Rangia feeder.
 - Salakati for 132kV Gelephug-Salakati feeder.
 - Salakati for 220kV Alipurduar-Salakati feeder I & II.
 - Bongaigaon for 400kV New Siliguri-Bongaigaon feeders I&II.
 - Bongaigaon for 400kV Alipurduar-Bongaigaon feeders I&II.
- Metering point for NR power: Biswanath-Chariali(BNC) for BiswanathChariali-Agra feeder.
- Schedule (MWH) includes energy scheduled under AGC


 (স্বাক্ষরিত/স্বাক্ষরিত)
 Director
 NERC
 বিদ্যুৎ মন্ত্রণালয়/Min. of Power
 ন্যাশনাল ইলেকট্রিসিটি অথরিটি
 New Delhi/India

NERPC, SHILLONG
Day-wise schedule, actual and Deviation charge statement
From 18-04-2022 to 24-04-2022


Page 2 of 4

DATE	BENEFICIARY	SCH. TOTAL IN MWH	ACTUAL DRAWAL/GEN TOTAL IN MWH	DEVIATION CHARGE IN Rs.	ADDITIONAL DEVIATION CHARGE(Volume limit) IN Rs.	ADDITIONAL DEVIATION CHARGE(Sign Change Violation) IN Rs.	Total ADDITIONAL DEVIATION CHARGE IN Rs.	
18-04-2022	ARUNACHAL PRADESH	-2117.761292	-2088.394840	78275.60	-644584.70	0.00	-644584.70	
	ASSAM	-16573.589458	-16448.538397	331380.50	-872796.70	-19882.83	-892679.53	
	MANIPUR	-2193.133236	-2141.748649	411388.30	-121242.90	0.00	-121242.90	
	MEGHALAYA	-3411.991972	-3195.533018	1596214.60	-57084.00	0.00	-57084.00	
	MIZORAM	-1801.804312	-1586.773200	1517336.20	0.00	0.00	0.00	
	NAGALAND	-1735.401732	-1505.250360	1663729.80	-39153.60	-49911.89	-89065.49	
	TRIPURA	-4787.486285	-5091.111150	-2262458.10	-949275.40	-67873.74	-1017149.14	
	AGBPP	4676.243400	4718.552000	129829.30	-25552.50	0.00	-25552.50	
	AGTCCPP	1585.500000	1601.661600	46324.60	-5626.80	0.00	-5626.80	
	BGTPP	16283.683068	16169.693097	-331731.20	-120556.80	0.00	-120556.80	
	BNC	-24.382677	-18.737400	41429.60	-2696.80	0.00	-2696.80	
	PALATANA	12483.981692	12531.847270	145705.60	-530.50	0.00	-530.50	
	DOYANG	54.000000	53.820000	-150.40	-2727.80	0.00	-2727.80	
	LOKTAK	242.005000	249.993600	24710.90	-4320.00	0.00	-4320.00	
	PARE	990.005000	1015.363200	76904.70	-581.80	0.00	-581.80	
	RANGANADI	2633.000000	2592.167817	-124764.50	-65618.60	0.00	-65618.60	
	ER	-4701.654500	-17295.227199	-91311004.70	-80288198.90	-82179904.23	-162468103.13	
	NR	0.000000	11537.599997	84063651.10	0.00	-75657285.99	-75657285.99	
	19-04-2022	ARUNACHAL PRADESH	-1939.544529	-2359.562640	-3296945.40	-899135.40	-296725.09	-1195860.49
		ASSAM	-22238.242653	-22934.768669	-5994426.80	-2291905.80	-719331.22	-3011237.02
MANIPUR		-2464.045436	-2461.353381	24396.30	-195920.10	0.00	-195920.10	
MEGHALAYA		-2077.579047	-1916.401161	1286191.90	-95804.70	0.00	-95804.70	
MIZORAM		-1816.669962	-1752.086400	510996.10	-17763.10	0.00	-17763.10	
NAGALAND		-1956.637204	-1860.643560	760160.00	-79306.40	0.00	-79306.40	
TRIPURA		-5004.531664	-5327.744100	-2547246.60	-926276.50	-152834.80	-1079111.30	
AGBPP		4902.979000	4954.712000	156771.50	-53189.50	0.00	-53189.50	
AGTCCPP		1617.500000	1680.688800	191487.50	-9285.20	0.00	-9285.20	
BGTPP		16273.373246	16183.464726	-272458.70	-201696.10	0.00	-201696.10	
BNC		-24.351327	-19.084200	41776.40	-2932.00	0.00	-2932.00	
PALATANA		12246.907311	12328.666764	247763.70	0.00	0.00	0.00	
DOYANG		54.000000	54.388800	1177.70	-4058.60	0.00	-4058.60	
LOKTAK		242.005000	253.195200	33910.70	-5818.30	0.00	-5818.30	
PARE		921.252500	931.310400	30479.10	-715.80	0.00	-715.80	
RANGANADI		2500.000000	2504.223448	12798.80	-19403.40	0.00	-19403.40	
ER		339.692054	-10712.462285	-87530420.90	-78760820.90	-78777378.81	-157538199.71	
NR		0.000000	11536.872725	91335679.60	0.00	-82202111.64	-82202111.64	
20-04-2022		ARUNACHAL PRADESH	-2005.023870	-2470.245440	-3376627.60	-910874.30	-405195.31	-1316069.61
		ASSAM	-22085.386760	-20959.170484	7611483.80	-349044.50	-1522296.76	-1871341.26
	MANIPUR	-2319.768137	-2065.492944	1904443.20	-17210.30	-57133.30	-74343.60	
	MEGHALAYA	-2625.205642	-2289.972368	2622994.40	-26388.40	-78689.83	-105078.23	
	MIZORAM	-1769.932300	-1350.260400	2974986.90	0.00	-356998.43	-356998.43	
	NAGALAND	-1805.288038	-1680.854760	964544.00	-11680.20	0.00	-11680.20	
	TRIPURA	-2099.019392	-1395.037950	3827959.60	-102805.10	-459355.15	-562160.25	
	AGBPP	4595.998500	4645.328000	148893.50	-1987.90	0.00	-1987.90	
	AGTCCPP	1931.500000	1987.017600	165998.80	-61565.50	0.00	-61565.50	
	BGTPP	16307.683270	16226.626911	-246387.50	-45978.20	0.00	-45978.20	
	BNC	-24.382677	-19.606800	36928.70	-3897.00	0.00	-3897.00	
	PALATANA	12940.795118	13002.985596	189025.80	-2933.00	0.00	-2933.00	
	DOYANG	54.000000	52.430400	-4595.90	-6087.60	0.00	-6087.60	
	LOKTAK	242.005000	256.147200	43408.60	-5512.90	0.00	-5512.90	
	PARE	808.745000	815.664000	21141.00	-2559.00	0.00	-2559.00	
	RANGANADI	2111.000000	2131.757997	65335.00	-30280.30	0.00	-30280.30	
	ER	-2685.956213	-17203.285819	-110627051.70	-102585400.80	-99564346.53	-202149747.33	
	NR	0.000000	11567.418185	88304872.50	0.00	-79474385.25	-79474385.25	


 Director
 Ministry of Power
 Govt. of India
 New Delhi

NERPC, SHILLONG
Day-wise schedule, actual and Deviation charge statement
From 18-04-2022 to 24-04-2022

DATE	BENEFICIARY	SCH. TOTAL IN MWH	ACTUAL DRAWAL/GEN TOTAL IN MWH	DEVIATION CHARGE IN Rs.	ADDITIONAL DEVIATION CHARGE(Volume limit) IN Rs.	ADDITIONAL DEVIATION CHARGE(Sign Change Violation) IN Rs.	Total ADDITIONAL DEVIATION CHARGE IN Rs.	
21-04-2022	ARUNACHAL PRADESH	-2135.726450	-2454.976440	-2524525.20	-1103283.60	-75735.76	-1179019.36	
	ASSAM	-24691.454113	-24426.846052	1979760.90	-1482108.20	-296964.14	-1779072.34	
	MANIPUR	-2452.363894	-2468.586686	-148286.50	-123439.30	0.00	-123439.30	
	MEGHALAYA	-2535.274376	-2378.907854	1236341.20	-16506.70	0.00	-16506.70	
	MIZORAM	-1634.826641	-1494.462000	1107114.70	-1608.70	0.00	-1608.70	
	NAGALAND	-2052.463406	-2051.437560	-579.40	-88938.80	0.00	-88938.80	
	TRIPURA	-2862.548825	-2590.307550	2078882.40	-118919.30	-62366.47	-181285.77	
	AGBPP	4651.000000	4705.816000	166114.60	-2788.00	0.00	-2788.00	
	AGTCCPP	1741.000000	1823.558400	250184.90	0.00	0.00	0.00	
	BGTTP	16040.912419	15918.225461	-371790.10	-216563.90	0.00	-216563.90	
	BNC	-24.210254	-19.896600	33999.80	-5689.60	0.00	-5689.60	
	PALATANA	13006.253600	13100.002910	284098.00	-215.40	0.00	-215.40	
	DOYANG	54.000000	54.460800	1395.60	-2989.50	0.00	-2989.50	
	LOKTAK	242.005000	249.096000	21488.80	-6531.30	0.00	-6531.30	
	PARE	797.505000	809.232000	35537.90	-2036.20	0.00	-2036.20	
	RANGANADI	1830.000000	1822.459270	-22851.40	-37582.80	0.00	-37582.80	
	ER	1448.844191	-10062.063163	-90502776.20	-81945154.70	-81452498.58	-163397653.28	
	NR	0.000000	10451.781826	82227898.50	0.00	-74005108.65	-74005108.65	
	22-04-2022	ARUNACHAL PRADESH	-1969.880567	-2336.801440	-2848305.10	-523078.00	-256347.46	-779425.46
		ASSAM	-24012.106001	-24000.691579	248310.60	-356397.70	-29797.27	-386194.97
		MANIPUR	-2488.819730	-2518.304078	-240039.80	-116457.60	0.00	-116457.60
MEGHALAYA		-2845.937456	-2715.931560	1017589.40	-21472.60	0.00	-21472.60	
MIZORAM		-1745.051230	-1586.283600	1225388.90	-549.10	0.00	-549.10	
NAGALAND		-2153.137091	-2099.709960	410360.70	-10464.20	0.00	-10464.20	
TRIPURA		-3546.716750	-3273.246750	1752026.50	-88012.60	-52560.80	-140573.40	
AGBPP		4679.500000	4710.648000	94391.10	-7660.90	0.00	-7660.90	
AGTCCPP		1885.000000	1949.061600	194132.50	0.00	0.00	0.00	
BGTTP		16293.115222	16163.903998	-391561.00	-113540.30	0.00	-113540.30	
BNC		-24.210254	-19.691400	35659.10	-2077.40	0.00	-2077.40	
PALATANA		13222.632522	13287.367280	196172.50	0.00	0.00	0.00	
DOYANG		54.000000	55.044000	3163.20	-2182.00	0.00	-2182.00	
LOKTAK		518.502500	530.870400	37479.40	-3185.60	0.00	-3185.60	
PARE		535.917500	559.392000	71137.50	-1076.30	0.00	-1076.30	
RANGANADI		1610.000000	1609.269999	-2212.20	-22368.80	0.00	-22368.80	
ER		1455.113295	-10587.218609	-93405084.40	-82686684.40	-84064575.96	-166751260.36	
NR		0.000000	11388.072729	88224349.30	0.00	-79401914.37	-79401914.37	
23-04-2022		ARUNACHAL PRADESH	-2354.099679	-2278.127640	338468.90	-265243.50	-20308.13	-285551.63
		ASSAM	-22450.245373	-21730.608854	4604314.10	-408831.80	-690647.12	-1099478.92
		MANIPUR	-2598.851740	-2533.813926	545492.50	-115604.90	-16364.78	-131969.68
	MEGHALAYA	-3174.890905	-2948.147925	1804521.20	-30087.20	0.00	-30087.20	
	MIZORAM	-1766.226597	-1689.274800	608629.70	-23641.40	0.00	-23641.40	
	NAGALAND	-2295.994285	-2254.283160	320066.30	-33362.50	0.00	-33362.50	
	TRIPURA	-4103.279816	-3911.902950	1439305.60	-122275.10	0.00	-122275.10	
	AGBPP	4709.000000	4780.776000	217176.40	-5515.40	0.00	-5515.40	
	AGTCCPP	2138.000000	2153.366400	45770.90	-8856.10	0.00	-8856.10	
	BGTTP	16305.720463	16260.817455	-149646.20	-93379.30	0.00	-93379.30	
	BNC	-24.373031	-20.200800	32717.10	-2538.20	0.00	-2538.20	
	PALATANA	14043.218872	14111.438253	207121.60	-2579.30	0.00	-2579.30	
	DOYANG	106.500000	112.068000	18021.20	-4159.80	0.00	-4159.80	
	LOKTAK	518.502500	528.571200	32578.80	-2940.60	0.00	-2940.60	
	PARE	959.997500	979.593600	58313.40	-2537.10	0.00	-2537.10	
	RANGANADI	2940.000000	2902.530361	-97268.20	-129290.40	0.00	-129290.40	
	ER	-1289.220411	-14775.322068	-106208063.00	-96877663.60	-95587256.70	-192464920.30	
	NR	0.000000	11482.327281	90523462.50	0.00	-81471116.25	-81471116.25	


 (स.प्र.मन्त्री/स.म.आमो)
 Director/Minister
 बिजुल विभाग/NERPC
 बिजुल विभाग/Min. of Power
 बिजुल विभाग/Min. of Power
 Shillong

NERPC, SHILLONG
Day-wise schedule, actual and Deviation charge statement
From 18-04-2022 to 24-04-2022


DATE	BENEFICIARY	SCH. TOTAL IN MWH	ACTUAL DRAWAL/GEN TOTAL IN MWH	DEVIATION CHARGE IN Rs.	ADDITIONAL DEVIATION CHARGE(Volume limit) IN Rs.	ADDITIONAL DEVIATION CHARGE(Sign Change Violation) IN Rs.	Total ADDITIONAL DEVIATION CHARGE IN Rs.
24-04-2022	ARUNACHAL PRADESH	-2413.083239	-2201.987040	843968.40	-35380.10	-25319.05	-60699.15
	ASSAM	-22319.112725	-21621.492041	4331436.90	-168218.40	-649715.54	-817933.94
	MANIPUR	-2665.126545	-2492.089161	796907.60	-50446.10	0.00	-50446.10
	MEGHALAYA	-3524.059869	-3445.381240	731656.90	-7535.40	0.00	-7535.40
	MIZORAM	-1795.147708	-1661.005200	684592.40	-13601.90	0.00	-13601.90
	NAGALAND	-2269.010074	-2162.525160	548655.80	-4975.00	0.00	-4975.00
	TRIPURA	-4676.611727	-4481.756400	951431.50	-137145.90	0.00	-137145.90
	AGBPP	5442.125200	5535.064000	218010.50	-2303.10	0.00	-2303.10
	AGTCCPP	1975.270000	2026.236000	138974.70	-3977.10	0.00	-3977.10
	BGTPP	15180.348347	15124.712730	-63577.80	-20861.20	0.00	-20861.20
	BNC	-24.382677	-19.692600	29654.90	-1612.30	0.00	-1612.30
	PALATANA	13432.087064	13458.901526	87239.60	-169.60	0.00	-169.60
	DOYANG	105.000000	110.808000	20338.40	-829.30	0.00	-829.30
	LOKTAK	518.502500	531.451200	42114.40	-741.80	0.00	-741.80
	PARE	2052.520000	2071.723200	51686.00	-43.60	0.00	-43.60
	RANGANADI	4778.000000	4808.531816	148540.90	-3477.90	0.00	-3477.90
	ER	-2184.768706	-15636.848153	-81709983.30	-73246623.30	-73538984.97	-146785608.27
	NR	0.000000	11398.690913	69217745.80	-357036.20	-62295971.22	-62653007.42

SUMMARY OF WEEKLY DEVIATION CHARGES

	UTILITY	SCHEDULE(MWH)	ACTUAL(MWH)	DEVIATION CHARGE (IN RS)	ADDITIONAL DEVIATION CHARGE(Volume Limit) (IN RS)	ADDITIONAL DEVIATION CHARGE(Sign Change Violation) (IN RS)	Total ADDITIONAL DEVIATION CHARGE (IN RS)
FOR THE WEEK FROM 18-04-2022 TO 24-04-2022	PARE	7065.942500	7182.278400	345199.60	-9549.80	0.00	-9549.80
	LOKTAK	2523.527500	2599.324800	235691.60	-29050.50	0.00	-29050.50
	DOYANG	481.500000	493.020000	39349.80	-23034.60	0.00	-23034.60
	RANGANADI	18402.000000	18370.940708	-20421.60	-308022.20	0.00	-308022.20
	KHANDONG	0.000000	0.000000	0.00	0.00	0.00	0.00
	KOPILI	0.000000	0.000000	0.00	0.00	0.00	0.00
	KOPILI-2	0.000000	0.000000	0.00	0.00	0.00	0.00
	KAMENG	0.000000	0.000000	0.00	0.00	0.00	0.00
	ASSAM	-154370.137081	-152122.116076	13112260.00	-5929303.10	-3928634.86	-9857937.96
	MEGHALAYA	-20194.939278	-18890.275126	10295509.60	-254879.00	-78689.83	-333568.83
	MIZORAM	-12329.658767	-11120.145600	8629044.90	-57164.20	-356998.43	-414162.63
	TRIPURA	-27080.194455	-26071.106850	5239900.90	-2444709.90	-794990.96	-3239700.86
	NAGALAND	-14267.931836	-13614.704520	4666937.20	-267880.70	-49911.89	-317792.59
	MANIPUR	-17182.108711	-16681.388825	3294301.60	-740321.20	-73498.07	-813819.27
	BNC	-170.292921	-136.909800	252165.60	-21443.30	0.00	-21443.30
	ARUNACHAL PRADESH	-14935.119627	-16190.095480	-10785690.40	-4381579.60	-1079630.80	-5461210.40
	NR	0.000000	79362.763656	593897659.30			
	ER	-7617.950368	-96272.427296	-661294384.20			
	PALATANA	91375.876228	91821.209599	1357126.80	-6427.80	0.00	-6427.80
	AGBPP	33656.846100	34050.896000	1131186.90	-98997.30	0.00	-98997.30
AGTCCPP	12873.770000	13221.590400	1032873.90	-89310.70	0.00	-89310.70	
BGTPP	112684.836021	112047.444378	-1827152.50	-812575.80	0.00	-812575.80	
KAMENG_INF	0.000000	0.000000	0.00				

LEGEND: Energy:(+ve) means injection, (-ve) means drawal
Deviation Charge: (+ve) means receivable, (-ve) mean payable

(+) means under drawal/ over injection
(-) means vice-versa


 Director
 NERPC
 Power Sector/Min. of Power
 New Delhi/India
 Shillong