



Government of India
Ministry of Power
North Eastern Regional Power Committee
Lapalang, Shillong 793006

No. NERPC/Dev/2023/3490-3628

Dt: 23rd August, 2023

सेवा में / To,
संलग्न सूची के अनुसार
As per list enclosed.

Sub: Provisional DSM under ABT regime for the period from 07.08.23 to 13.08.23 - reg.

सर/मैडम,
Sir/Madam,

The Provisional statements giving details of Deviation charges account with payable / receivable particulars, for the period 07.08.23 to 13.08.23 is enclosed. Deviation charges have been calculated as per following CERC Notification and subsequent amendment orders:

- (i) Notification no. L-1/260/2021/CERC dated 14th March 2022 w.e.f. 05.12.2022
- (ii) Suo-moto order dated 26th Dec'2022 w.e.f. 28th Dec'2022
- (iii) Suo-moto order dated 6th Feb'2023 w.e.f. 8th Feb'2023
- (iv) Suo-moto order dated 9th Apr'2023 w.e.f. 10th Apr'2023

The payment by the constituents for the billed amounts shall be made to the Regional Deviation and Ancillary Service Pool Account Fund operated by NERLDC within 7 days of the issue of this Deviation-Account. In case of delayed payments against these bills beyond 7 days, the defaulting constituent shall pay surcharge @0.04% for each day of delay. The details of Deviation Accounts, both the statement as well as the data files, are available on NERPC website <https://www.nerpc.gov.in>.

Enclosed -As above.

भवदीय / Yours faithfully,

(अभिजीतअग्रवाल/ Abhijeet Agarwal)
उप निदेशक/Deputy Director
कार्यपालकअभियंता/Executive Engineer
वाणिज्य / Commercial

List of Addressees:

1. CMD, TSECL, Bidyut Bhawan, Agartala – 799 001
2. Director (Distribution), MePDCL, Lumjingshai, S.R. Road, Shillong – 793 001
3. Engineer-in-Chief (P&E), P&E Dept., Govt. of Mizoram, Aizawl – 796 001
4. Chief General Manager (Comml), APDCL, Bijulee Bhawan, Paltan Bazar, Guwahati – 781 001
5. Chief Engineer (Comm), Dept. of Power, Govt. of Arunachal Pradesh, Itanagar – 791 111
6. Managing Director, MSPDCL, Keishampat, Imphal-795 001.
7. E-in-C, Dept. of Power, Govt. of Nagaland, Kohima – 797 001
8. Chief Engineer, Loktak HE Project, Vidyut Vihar, Komkeirap, Manipur – 795 124
9. Executive Director (Comml.), NEEPCO Ltd., Lower New Colony, Shillong – 793 003
10. Executive Director, NERTS, POWERGRID, Lapalang, Shillong – 793 006
11. Managing Director, OTPC, Core 4 & Central, 10th Floor, SCOPE Minar, Laxmi Nagar, Delhi – 110092
12. GM (Comml.), NTPC, 3rd Floor OLIC building, Plot No.N.17/2, Nayapalli, Bhubaneswar-12
13. CE (G. M.), CEA, SewaBhawan, R.K.Puram, New Delhi – 110 066.
14. G. M., NERLDC, Lower Nongrah, Dongtiah, Lapalang, Shillong - 6.
15. C.G.M (SLDC) AEGCL, Kahelipara, Guwahati.
16. Gen. Manager (Comml.), NHPC Ltd., NHPC Office complex, Sector –33, Faridabad-121003.
17. G.M (Commercial) APDCL, Bijulee Bhawan, Paltan Bazar, Guwahati - 781 001.
18. General Manager, Ranganadi HEP, NEEPCO, Yazlee, Ar. Pradesh
19. Project Manager, Doyang HEP, NEEPCO, Nagaland
20. Project Manager, AGBPP, NEEPCO Ltd., No. –III, Vill. Bokuloni, Dibrugarh, Assam.
21. Project Manager, AGTPP, NEEPCO Ltd., Ramchandranagar, Agartala, Tripura West- 799008.
22. Dy. G. M (Elect.), Kopili HEP, NEEPCO Ltd., Umrangso, N.C. Hills, Assam.
23. Supdt. Engr. (System Management) MeECL, Lumjingshai, Short Round Road, Shillong.
24. Supdt. Engr. (Commercial) Deptt. of Electricity, Govt.of Manipur, Keisampet, Imphal. 795001
25. Executive Engineer, MSLDC, P & E Dept., Chaltlang, Aizawl- 796012.
26. Supdt. Engr. Dimapur Sub-station Deptt. of Power, Govt.of Nagaland, Dimapur.
27. Dy. G. M. (Commercial) NERTS, Lower Nongrah, Dongtiah, Lapalang, Shillong - 6.
28. Dy. General Manager (ER), POWERGRID, Boring Road, Alankar Place, Patna - 800 001
29. DGM (Comml), OTPC, Core 4 & Central, 10th Floor, SCOPE Minar, Laxmi Nagar, Delhi – 110092
30. DGM (Comml.), NTPC, 3rd Floor OLIC building, Plot No.N.17/2, Nayapalli, Bhubaneswar-12
31. AGM (Comml.), NTPC, Bongaigaon Thermal Power Project, P.O Salakati, Kokrajhar-783369
32. Addl. General Manager,Comml & Sys.Opn., TSECL,Banamalipur,Agartala.-799001.
33. Ex. Engr., SLDC, Deptt. of Power, Itanagar, Ar. Pradesh – 791 111
34. CEO, NVVNLtd., 7th Floor, Scope Complex, Lodhi Road, N.Delhi- 110 003
35. Power Trading Corpn. of India Ltd., 2nd Floor, NBCC Tower, 15-Bhikaji Cama Place, New Delhi – 66.
36. Member Secretary, NRPC,18-A,Shaheed Jeet Singh Marg,Katwaria Sarai, NewDelhi-110016.
37. Member Secretary, ERPC,14, Golf Club Road, Kolkata- 700 033.
38. Member Secretary, WRPC, Plot No F-3, MIDC Area, Opp Seepz, Marol, Andheri (E), Mumbai-400 093.
39. Member Secretary, SRPC, 29, Race Course Road, Bangalore- 560009.



(अभिजीतअग्रवाल/ Abhijeet Agarwal)
उप निदेशक/Deputy Director
कार्यपालकअभियंता/Executive Engineer
वाणिज्य / Commercial

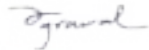
NORTH EASTERN REGIONAL POWER COMMITTEE

**ABT based Deviation Charge Account
For the period 07.08.2023 TO 13.08.2023**

Page 1 of 4


CONSTITUENTS	SCHEDULE (MWH)	ACTUAL (MWH)	DEVIATION (MWH)	Receivable from the Deviation and Ancillary Service Pool Account(Rs) (A)	Payable to the Deviation and Ancillary Service Pool Account(Rs) (B)
BENEFICIARIES OF NORTH EASTERN REGION					
ARUNACHAL PRADESH	18,928.08	18,406.17	-521.91	0	10,63,781
ASSAM	2,39,759.74	2,45,042.42	5,282.68	0	5,62,92,086
MANIPUR	18,002.45	17,583.77	-418.68	12,10,899	0
MEGHALAYA	8,315.94	6,878.84	-1,437.10	59,65,498	0
MIZORAM	11,449.02	10,041.58	-1,407.44	82,88,138	0
NAGALAND	18,160.24	17,048.75	-1,111.48	68,20,599	0
TRIPURA	38,494.93	37,848.41	-646.51	4,52,693	0
BNC	194.70	184.00	-10.69	7,626	0
CERC REGULATED GENERATORS (CGS/ISGS)					
AGBPP	30,172.38	31,892.99	1,720.62	62,45,001	0
AGTCCPP	12,546.70	13,104.28	557.58	19,56,532	0
BGTPP	1,01,767.68	1,00,168.70	-1,598.99	0	62,13,631
PALATANA	95,058.35	95,390.13	331.78	6,53,324	0
DOYANG	11,611.33	11,640.82	29.49	92,695	0
KHANDONG	0.00	0.00	0.00	0	0
KOPILI	0.00	0.00	0.00	0	0
KOPILI-2	4,149.60	4,261.32	111.72	1,80,190	0
LOKTAK	2,334.01	2,347.84	13.83	0	96,559
PARE	19,228.80	19,275.62	46.82	1,46,086	0
RANGANADI	52,429.60	52,954.07	524.47	7,61,163	0
KAMENG	99,222.62	1,00,009.60	786.98	48,62,121	0
INTER- REGIONAL					
ER	-64,864.91	50,382.25	1,15,247.16	83,40,82,848	0
NR	0.00	-1,18,333.24	-1,18,333.24	0	85,07,26,529
TOTAL				871725412	914392586

Pool Balance (B - A) :	42667174
LEGEND :	In pool balance positive(+ve) means surplus in pool and negative(-ve) means deficit in pool


 Executive Engineer
 N.E.R.P.C.
 North Eastern Region of Power
 100, Street, Guwahati
 Assam


NERPC, SHILLONG
Day-wise schedule, actual and Deviation charge statement
From 07/08/2023 to 13/08/2023

Date	Constituents	Total Schedule (MWH)	Total Actual (MWH)	Deviation (MWH)	Receivable from the Deviation and Ancillary Service Pool Account(Rs)	Payable to the Deviation and Ancillary Service Pool Account(Rs)
07/08/2023	ARUNACHAL PRADESH	2783.36	2600.13	-183.23	1128105.13	479324.19
	ASSAM	32941.51	33181.84	240.32	1548826.50	2708517.33
	MANIPUR	2641.49	2511.64	-129.85	780655.30	150579.55
	MEGHALAYA	1433.51	1151.49	-282.02	797878.43	47386.51
	MIZORAM	1676.46	1275.04	-401.42	1450292.20	0.00
	NAGALAND	2618.99	2473.44	-145.55	802314.71	69933.17
	TRIPURA	4771.40	4556.95	-214.45	1299383.06	255010.16
	AGBPP	4025.03	4307.89	282.86	1325334.81	316033.66
	AGTCCPP	1537.74	1649.10	111.35	435450.80	73392.18
	BGTTP	11498.25	11440.12	-58.13	446178.01	773172.94
	BNC	27.27	25.53	-1.74	18244.58	14600.22
	PALATANA	13295.68	13343.06	47.38	90695.98	0.00
	DOYANG	1531.33	1546.91	15.58	51407.83	1047.11
	KHANDONG	0.00	0.00	0.00	0.00	0.00
	KOPILI	0.00	0.00	0.00	0.00	0.00
	KOPILI-2	592.80	610.82	18.02	28818.05	67.51
	LOKTAK	315.01	318.60	3.60	6773.35	5969.95
	PARE	2827.34	2836.40	9.06	23959.30	177.29
	RANGANADI	6875.85	6912.46	36.61	72305.44	14385.11
	KAMENG	14400.00	14510.04	110.04	583114.91	0.00
	ER	-6378.30	8519.03	14897.33	73398456.15	0.00
NR	0.00	-16677.09	-16677.09	0.00	83415392.44	
08/08/2023	ARUNACHAL PRADESH	2873.48	2621.93	-251.54	1838853.36	231246.81
	ASSAM	34258.89	34560.37	301.49	1804258.26	5771442.62
	MANIPUR	2485.94	2352.93	-133.01	1232270.25	337454.57
	MEGHALAYA	1342.22	1058.16	-284.06	1590519.14	169069.48
	MIZORAM	1632.40	1492.32	-140.08	1196400.27	63559.01
	NAGALAND	2451.85	2290.85	-161.00	1030015.55	12149.23
	TRIPURA	5017.16	4812.10	-205.06	2032850.29	533658.06
	AGBPP	4288.49	4527.22	238.73	1074234.67	47835.61
	AGTCCPP	1686.56	1811.50	124.94	485024.84	44228.65
	BGTTP	14821.00	14581.53	-239.47	420168.23	1394253.36
	BNC	27.39	26.96	-0.43	14903.78	23760.98
	PALATANA	13590.33	13645.53	55.20	116524.93	2619.45
	DOYANG	1610.00	1627.95	17.95	66116.73	775.29
	KHANDONG	0.00	0.00	0.00	0.00	0.00
	KOPILI	0.00	0.00	0.00	0.00	0.00
	KOPILI-2	592.80	610.50	17.70	29411.68	0.00
	LOKTAK	333.01	340.12	7.12	12975.91	2343.67
	PARE	2832.00	2840.09	8.09	24111.38	241.37
	RANGANADI	8628.00	8753.00	125.00	188324.09	5575.83
	KAMENG	14400.00	14479.49	79.49	411766.80	0.00
	ER	-11470.82	4488.67	15959.49	95532904.14	0.00
NR	0.00	-16944.00	-16944.00	0.00	104934007.50	
09/08/2023	ARUNACHAL PRADESH	2602.01	2771.00	169.00	778558.54	3817763.81
	ASSAM	32589.73	33614.75	1025.02	892188.33	11831227.19
	MANIPUR	2395.99	2568.71	172.72	179123.11	2484563.12
	MEGHALAYA	1239.06	1051.45	-187.61	1662253.28	379848.97
	MIZORAM	1656.06	1508.32	-147.74	1155228.30	29335.96
	NAGALAND	2554.00	2392.45	-161.55	1168157.93	59400.02
	TRIPURA	5344.37	5502.62	158.26	800491.08	3974894.13
	AGBPP	4399.36	4652.16	252.80	1148801.25	37027.25
	AGTCCPP	1855.71	1929.87	74.16	430001.92	118339.97
	BGTTP	15609.75	15093.18	-516.57	541705.97	2562387.79
	BNC	27.18	25.79	-1.39	28963.30	37793.73
	PALATANA	12871.00	12913.45	42.45	94865.56	880.52
	DOYANG	1673.90	1677.82	3.92	17239.39	5342.20
	KHANDONG	0.00	0.00	0.00	0.00	0.00
	KOPILI	0.00	0.00	0.00	0.00	0.00
	KOPILI-2	592.80	610.79	17.99	32028.07	83.03
	LOKTAK	426.00	426.63	0.63	28781.25	106897.58
	PARE	2832.00	2841.31	9.31	28731.34	0.00
	RANGANADI	7038.00	7107.43	69.43	132643.40	20614.64
	KAMENG	14400.00	14533.38	133.38	812126.26	0.00
	ER	-11553.57	5931.75	17485.33	136010362.56	0.00
NR	0.00	-16943.27	-16943.27	0.00	129376805.76	


 Executive Engineer
 NERPC
 Shillong
 Assam

NERPC, SHILLONG
Day-wise schedule, actual and Deviation charge statement
From 07/08/2023 to 13/08/2023

Date	Constituents	Total Schedule (MWH)	Total Actual (MWH)	Deviation (MWH)	Receivable from the Deviation and Ancillary Service Pool Account(Rs)	Payable to the Deviation and Ancillary Service Pool Account(Rs)
10/08/2023	ARUNACHAL PRADESH	2873.62	2700.46	-173.16	2020254.23	1634338.37
	ASSAM	36259.85	37240.32	980.47	1668816.11	13169659.63
	MANIPUR	2633.74	2506.92	-126.82	1179802.96	305734.62
	MEGHALAYA	921.71	790.51	-131.20	1285835.15	417498.48
	MIZORAM	1702.30	1476.98	-225.32	1778720.01	13796.38
	NAGALAND	2507.27	2225.01	-282.26	1998388.76	3180.56
	TRIPURA	5801.28	5798.57	-2.71	1459109.35	1639033.33
	AGBPP	4401.08	4498.72	97.64	514621.56	113147.70
	AGTCCPP	1989.95	2018.62	28.67	217082.22	85959.97
	BGTPP	16209.81	16106.37	-103.44	222715.01	713012.98
	BNC	28.26	26.76	-1.51	33951.39	28557.39
	PALATANA	13054.04	13102.56	48.52	99536.15	0.00
	DOYANG	1699.80	1699.99	0.19	42677.29	39510.32
	KHANDONG	0.00	0.00	0.00	0.00	0.00
	KOPILI	0.00	0.00	0.00	0.00	0.00
	KOPILI-2	592.80	609.22	16.42	26869.73	23.02
	LOKTAK	315.00	322.80	7.80	14982.22	1008.29
	PARE	2771.42	2783.81	12.39	50824.95	17361.71
	RANGANADI	7159.44	7245.59	86.16	131124.16	4675.05
	KAMENG	14435.06	14561.96	126.91	946667.53	625.75
	ER	-7875.68	8083.14	15958.82	138525303.94	0.00
	NR	0.00	-16942.25	-16942.25	0.00	146103699.33
	11/08/2023	ARUNACHAL PRADESH	2716.60	2671.31	-45.29	961569.75
ASSAM		36035.05	37357.14	1322.09	1247838.89	15495589.35
MANIPUR		2548.47	2507.00	-41.47	760187.55	568892.55
MEGHALAYA		885.38	788.78	-96.60	977338.82	677141.81
MIZORAM		1629.91	1481.10	-148.81	1163012.90	950.48
NAGALAND		2739.49	2646.62	-92.87	731219.80	108069.01
TRIPURA		5883.73	5848.47	-35.26	1593585.22	1425123.88
AGBPP		4836.28	4941.06	104.78	462992.32	11407.75
AGTCCPP		1984.84	2015.56	30.72	206010.40	89736.84
BGTPP		16045.57	15719.99	-325.59	48707.21	1236375.05
BNC		28.12	27.49	-0.63	25718.77	26062.37
PALATANA		13780.15	13830.40	50.24	92076.56	0.00
DOYANG		1706.00	1703.97	-2.03	12769.36	28539.83
KHANDONG		0.00	0.00	0.00	0.00	0.00
KOPILI		0.00	0.00	0.00	0.00	0.00
KOPILI-2		592.80	605.31	12.51	19773.20	299.84
LOKTAK		315.00	316.14	1.14	2551.06	2914.20
PARE		2832.00	2838.60	6.60	15840.36	0.00
RANGANADI		8865.00	8959.09	94.09	143722.61	14235.82
KAMENG		13520.03	13637.96	117.93	838839.74	6446.01
ER		-10009.78	7090.88	17100.66	154129570.33	0.00
NR		0.00	-16940.95	-16940.95	0.00	151170126.97
12/08/2023		ARUNACHAL PRADESH	2376.71	2597.72	221.01	765722.87
	ASSAM	35441.66	36292.93	851.28	1172727.96	11685404.94
	MANIPUR	2589.30	2514.14	-75.16	919029.31	272704.28
	MEGHALAYA	992.34	839.09	-153.26	708756.48	265033.86
	MIZORAM	1674.09	1609.77	-64.33	779836.48	328794.09
	NAGALAND	2716.59	2601.16	-115.43	727513.29	67425.21
	TRIPURA	5932.82	5843.05	-89.77	1013594.61	856256.85
	AGBPP	4359.50	4629.98	270.48	832799.41	7049.76
	AGTCCPP	1840.51	1922.92	82.41	291163.64	21712.89
	BGTPP	14378.41	14122.49	-255.92	110038.82	943448.27
	BNC	28.23	26.23	-2.00	26709.63	18838.91
	PALATANA	13936.82	13983.51	46.69	81897.80	0.00
	DOYANG	1696.80	1699.34	2.54	10564.60	2468.09
	KHANDONG	0.00	0.00	0.00	0.00	0.00
	KOPILI	0.00	0.00	0.00	0.00	0.00
	KOPILI-2	592.80	605.77	12.97	19389.53	182.35
	LOKTAK	315.00	315.71	0.71	1798.00	1774.13
	PARE	2330.00	2320.92	-9.08	42732.60	51931.50
	RANGANADI	5351.09	5382.72	31.63	57320.69	18556.89
	KAMENG	13667.53	13777.02	109.49	691054.21	965.28
	ER	-5553.15	11924.59	17477.74	138196721.70	0.00
	NR	0.00	-16942.84	-16942.84	0.00	133566264.57



 Executive Engineer
 T & S S. N. S. P. C.
 North Western Circle of Power
 Shillong
 Assam

NERPC, SHILLONG
Day-wise schedule, actual and Deviation charge statement
From 07/08/2023 to 13/08/2023

Date	Constituents	Total Schedule (MWH)	Total Actual (MWH)	Deviation (MWH)	Receivable from the Deviation and Ancillary Service Pool Account(Rs)	Payable to the Deviation and Ancillary Service Pool Account(Rs)
13/08/2023	ARUNACHAL PRADESH	2702.31	2443.61	-258.70	1178260.11	275316.82
	ASSAM	32233.05	32795.08	562.02	2530580.49	6495481.73
	MANIPUR	2707.52	2622.42	-85.10	698143.26	418384.38
	MEGHALAYA	1501.73	1199.37	-302.36	1131347.24	232451.30
	MIZORAM	1477.79	1198.05	-279.74	1220148.69	19065.05
	NAGALAND	2572.04	2419.22	-152.82	699047.29	15900.72
	TRIPURA	5744.16	5486.64	-257.52	1390529.87	452874.10
	AGBPP	3862.64	4335.96	473.32	1420732.41	2013.44
	AGTCCPP	1651.39	1756.72	105.33	355778.34	30609.73
	BGTPP	13204.90	13105.02	-99.87	153037.38	533531.05
	BNC	28.24	25.25	-3.00	24697.74	15948.94
	PALATANA	14530.33	14571.62	41.29	81376.48	149.76
	DOYANG	1693.50	1684.85	-8.65	10984.11	41381.61
	KHANDONG	0.00	0.00	0.00	0.00	0.00
	KOPILI	0.00	0.00	0.00	0.00	0.00
	KOPILI-2	592.80	608.92	16.12	24557.08	1.61
	LOKTAI	315.00	307.83	-7.17	3141.56	46664.52
	PARE	2804.04	2814.48	10.44	32383.47	2785.88
	RANGANADI	8512.23	8593.78	81.55	119082.08	5316.25
	KAMENG	14400.00	14509.75	109.75	586588.34	0.00
ER	-12023.61	4344.20	16367.80	98289529.03	0.00	
NR	0.00	-16942.84	-16942.84	0.00	102160232.37	

SUMMARY OF WEEKLY DEVIATION CHARGES

	Constituents	Total Schedule (MWH)	Total Actual (MWH)	Deviation (MWH)	Receivable from the Deviation and Ancillary Service Pool Account(Rs)	Payable to the Deviation and Ancillary Service Pool Account(Rs)
FOR THE WEEK FROM 07/08/2023 TO 13/08/2023	ARUNACHAL PRADESH	18928.08	18406.17	-521.91	8671323.99	9735104.65
	ASSAM	239759.74	245042.42	5282.68	10865236.52	67157322.80
	MANIPUR	18002.45	17583.77	-418.68	5749211.74	4538313.06
	MEGHALAYA	8315.94	6878.84	-1437.10	8153928.54	2188430.41
	MIZORAM	11449.02	10041.58	-1407.44	8743638.85	455500.97
	NAGALAND	18160.24	17048.75	-1111.48	7156657.32	336057.91
	TRIPURA	38494.93	37848.41	-646.51	9589543.48	9136850.51
	AGBPP	30172.38	31892.99	1720.62	6779516.43	534515.17
	AGTCCPP	12546.70	13104.28	557.58	2420512.16	463980.24
	BGTPP	101767.68	100168.70	-1598.99	1942550.63	8156181.43
	BNC	194.70	184.00	-10.69	173189.19	165562.54
	PALATANA	95058.35	95390.13	331.78	656973.46	3649.73
	DOYANG	11611.33	11640.82	29.49	211759.30	119064.44
	KHANDONG	0.00	0.00	0.00	0.00	0.00
	KOPILI	0.00	0.00	0.00	0.00	0.00
	KOPILI-2	4149.60	4261.32	111.72	180847.34	657.37
	LOKTAI	2334.01	2347.84	13.83	71013.35	167572.34
	PARE	19228.80	19275.62	46.82	218583.39	72497.74
	RANGANADI	52429.60	52954.07	524.47	844522.47	83359.69
	KAMENG	99222.62	100009.60	786.98	4870157.79	8037.03
ER	-64864.91	50382.25	115247.16	834082847.85	0.00	
NR	0.00	-118333.24	-118333.24	0.00	850726528.94	


 Executive Engineer
 T. S. B. S. S. R. C.
 New Office, Min. of Power
 100, Street, Court of India
 Shillong