



Government of India
Ministry of Power
North Eastern Regional Power Committee
Lapalang, Shillong 793006

No. NERPC/Dev/2023/3451-3489

Dt: 17th August, 2023

सेवा में / To,
संलग्न सूची के अनुसार
As per list enclosed.

Sub: Revised DSM under ABT regime for the period from 31.07.23 to 06.08.23 - reg.

सर/मैडम,
Sir/Madam,

The Revised statements giving details of Deviation charges account with payable / receivable particulars, for the period 31.07.23 to 06.08.23 is enclosed. Deviation charges have been calculated as per following CERC Notification and subsequent amendment orders:

- (i) Notification no. L-1/260/2021/CERC dated 14th March 2022 w.e.f. 05.12.2022
- (ii) Suo-moto order dated 26th Dec'2022 w.e.f. 28th Dec'2022
- (iii) Suo-moto order dated 6th Feb'2023 w.e.f. 8th Feb'2023
- (iv) Suo-moto order dated 9th Apr'2023 w.e.f. 10th Apr'2023

The payment by the constituents for the billed amounts shall be made to the Regulatory Deviation and Ancillary Service Pool Account Fund operated by NERLDC within 7 days of the issue of this Deviation-Account. In case of delayed payments against these bills beyond 7 days, the defaulting constituent shall pay surcharge @0.04% for each day of delay. The details of Deviation Accounts, both the statement as well as the data files, are available on NERPC website <https://www.nerpc.gov.in>.

Enclosed -As above.

भवदीय / Yours faithfully,


(एस. एम. आइमोल/ S. M. Aimol)

निदेशक / Director

अधीक्षण अभियंता/ Superintending Engineer

List of Addressees:

1. CMD, TSECL, Bidyut Bhawan, Agartala – 799 001
2. Director (Distribution), MePDCL, Lumjingshai, S.R. Road, Shillong – 793 001
3. Engineer-in-Chief (P&E), P&E Dept., Govt. of Mizoram, Aizawl – 796 001
4. Chief General Manager (Comml), APDCL, Bijulee Bhawan, Paltan Bazar, Guwahati – 781 001
5. Chief Engineer (Comm), Dept. of Power, Govt. of Arunachal Pradesh, Itanagar – 791 111
6. Managing Director, MSPDCL, Keishampat, Imphal-795 001.
7. E-in-C, Dept. of Power, Govt. of Nagaland, Kohima – 797 001
8. Chief Engineer, Loktak HE Project, Vidyut Vihar, Komkeirap, Manipur – 795 124
9. Executive Director (Comml.), NEEPCO Ltd., Lower New Colony, Shillong – 793 003
10. Executive Director, NERTS, POWERGRID, Lapalang, Shillong – 793 006
11. Managing Director, OTPC, Core 4 & Central, 10th Floor, SCOPE Minar, Laxmi Nagar, Delhi – 110092
12. GM (Comml.), NTPC, 3rd Floor OLIC building, Plot No.N.17/2, Nayapalli, Bhubaneswar-12
13. CE (G. M.), CEA, SewaBhawan, R.K.Puram, New Delhi – 110 066.
14. G. M., NERLDC, Lower Nongrah, Dongtiah, Lapalang, Shillong - 6.
15. C.G.M (SLDC) AEGCL, Kahelipara, Guwahati.
16. Gen. Manager (Comml.), NHPC Ltd., NHPC Office complex, Sector –33, Faridabad-121003.
17. G.M (Commercial) APDCL, Bijulee Bhawan, Paltan Bazar, Guwahati - 781 001.
18. General Manager, Ranganadi HEP, NEEPCO, Yazlee, Ar. Pradesh
19. Project Manager, Doyang HEP, NEEPCO, Nagaland
20. Project Manager, AGBPP, NEEPCO Ltd., No. –III, Vill. Bokuloni, Dibrugarh, Assam.
21. Project Manager, AGTPP, NEEPCO Ltd., Ramchandranagar, Agartala, Tripura West- 799008.
22. Dy. G. M (Elect.), Kopili HEP, NEEPCO Ltd., Umrangso, N.C. Hills, Assam.
23. Supdt. Engr. (System Management) MeECL, Lumjingshai, Short Round Road, Shillong.
24. Supdt. Engr. (Commercial) Deptt. of Electricity, Govt.of Manipur, Keisampet, Imphal. 795001
25. Executive Engineer, MSLDC, P & E Dept., Chaltlang, Aizawl- 796012.
26. Supdt. Engr. Dimapur Sub-station Deptt. of Power, Govt.of Nagaland, Dimapur.
27. Dy. G. M. (Commercial) NERTS, Lower Nongrah, Dongtiah, Lapalang, Shillong - 6.
28. Dy. General Manager (ER), POWERGRID, Boring Road, Alankar Place, Patna - 800 001
29. DGM (Comml), OTPC, Core 4 & Central, 10th Floor, SCOPE Minar, Laxmi Nagar, Delhi – 110092
30. DGM (Comml.), NTPC, 3rd Floor OLIC building, Plot No.N.17/2, Nayapalli, Bhubaneswar-12
31. AGM (Comml.), NTPC, Bongaigaon Thermal Power Project, P.O Salakati, Kokrajhar-783369
32. Addl. General Manager,Comml & Sys.Opn., TSECL,Banamalipur,Agartala.-799001.
33. Ex. Engr., SLDC, Deptt. of Power, Itanagar, Ar. Pradesh – 791 111
34. CEO, NVVN Ltd., 7th Floor, Scope Complex, Lodhi Road, N.Delhi- 110 003
35. Power Trading Corpn. of India Ltd., 2nd Floor, NBCC Tower, 15-Bhikaji Cama Place, New Delhi – 66.
36. Member Secretary, NRPC,18-A, Shaheed Jeet Singh Marg, Katwaria Sarai, NewDelhi-110016.
37. Member Secretary, ERPC,14, Golf Club Road, Kolkata- 700 033.
38. Member Secretary, WRPC, Plot No F-3, MIDC Area, Opp Seepz, Marol, Andheri (E), Mumbai-400 093.
39. Member Secretary, SRPC, 29, Race Course Road, Bangalore- 560009.



(एस. एम. आइमोल/ S. M. Aimol)

निदेशक / Director

अधीक्षणअभियंता/ Superintending Engineer


NORTH EASTERN REGIONAL POWER COMMITTEE

**ABT based Deviation Charge Account
For the period 31.07.2023 TO 06.08.2023**

Page 1 of 4

| CONSTITUENTS | SCHEDULE (MWH) | ACTUAL (MWH) | DEVIATION (MWH) | Receivable from the Deviation and Ancillary Service Pool Account(Rs) (A) | Payable to the Deviation and Ancillary Service Pool Account(Rs) (B) |
|--|----------------|--------------|-----------------|--|---|
| BENEFICIARIES OF NORTH EASTERN REGION | | | | | |
| ARUNACHAL PRADESH | 19,356.38 | 19,349.86 | -6.52 | 0 | 2,989,734 |
| ASSAM | 260,441.62 | 262,842.14 | 2,400.51 | 0 | 13,284,579 |
| MANIPUR | 18,765.47 | 18,160.83 | -604.64 | 2,449,088 | 0 |
| MEGHALAYA | 10,677.85 | 9,741.51 | -936.34 | 1,279,631 | 0 |
| MIZORAM | 11,688.50 | 10,577.86 | -1,110.65 | 3,698,944 | 0 |
| NAGALAND | 17,327.44 | 16,153.42 | -1,174.02 | 3,426,863 | 0 |
| TRIPURA | 37,203.46 | 37,027.47 | -175.99 | 0 | 2,290,981 |
| BNC | 193.30 | 182.89 | -10.41 | 17,931 | 0 |
| CERC REGULATED GENERATORS (CGS/ISGS) | | | | | |
| AGBPP | 29,034.84 | 31,626.29 | 2,591.45 | 9,228,279 | 0 |
| AGTCCPP | 11,792.21 | 12,525.11 | 732.90 | 2,321,636 | 0 |
| BGTPP | 83,437.20 | 82,379.54 | -1,057.65 | 0 | 3,997,399 |
| PALATANA | 92,320.54 | 92,667.45 | 346.91 | 650,167 | 0 |
| DOYANG | 10,158.20 | 10,172.92 | 14.72 | 28,804 | 0 |
| KHANDONG | 0.00 | 0.00 | 0.00 | 0 | 0 |
| KOPILI | 0.00 | 0.00 | 0.00 | 0 | 0 |
| KOPILI-2 | 3,976.70 | 4,038.79 | 62.09 | 98,178 | 0 |
| LOKTAK | 2,214.57 | 2,237.08 | 22.51 | 22,449 | 0 |
| PARE | 18,750.02 | 18,879.38 | 129.36 | 441,320 | 0 |
| RANGANADI | 47,469.00 | 47,932.22 | 463.22 | 689,725 | 0 |
| KAMENG | 99,888.76 | 100,583.78 | 695.02 | 2,498,646 | 0 |
| INTER- REGIONAL | | | | | |
| ER | -20,062.77 | 64,762.03 | 84,824.80 | 367,460,830 | 0 |
| NR | 0.00 | -84,913.31 | -84,913.31 | 0 | 366,377,911 |
| TOTAL | | | | 394312490 | 388940604 |


| | |
|------------------------|--|
| Pool Balance (B - A) : | -5371886 |
| LEGEND : | <i>In pool balance positive(+ve) means surplus in pool and negative(-ve) means deficit in pool</i> |


 (एस.एम.आइ.मोल/S.M.Aismol)
 निदेशक/Director
 उ.पू.क्षेत्र/Min. of Power
 भारत सरकार/Govt. of India
 शिलांग/Shillong

NERPC, SHILLONG
Day-wise schedule, actual and Deviation charge statement
From 31/07/2023 to 06/08/2023


Page 2 of 4

| Date | Constituents | Total Schedule (MWH) | Total Actual (MWH) | Deviation (MWH) | Receivable from the Deviation and Ancillary Service Pool Account (Rs) | Payable to the Deviation and Ancillary Service Pool Account (Rs) |
|------------|-------------------|----------------------|--------------------|-----------------|---|--|
| 31/07/2023 | ARUNACHAL PRADESH | 2325.73 | 2863.81 | 538.08 | 71247.85 | 3741654.45 |
| | ASSAM | 37486.47 | 38511.91 | 1025.43 | 474920.64 | 7215116.35 |
| | MANIPUR | 2787.52 | 2787.26 | -0.26 | 505282.66 | 406542.83 |
| | MEGHALAYA | 1473.52 | 1433.88 | -39.64 | 416214.32 | 287869.38 |
| | MIZORAM | 1668.39 | 1607.72 | -60.67 | 281707.98 | 94734.75 |
| | NAGALAND | 2144.62 | 1886.80 | -257.82 | 702985.58 | 131612.75 |
| | TRIPURA | 5967.68 | 6202.70 | 235.02 | 751840.93 | 3503992.49 |
| | AGBPP | 4433.27 | 4790.19 | 356.92 | 1267388.82 | 8359.34 |
| | AGTCCPP | 1728.77 | 1806.72 | 77.95 | 321175.74 | 9557.54 |
| | BGTPP | 11855.71 | 11687.76 | -167.95 | 265684.29 | 832134.46 |
| | BNC | 28.16 | 26.93 | -1.23 | 13260.54 | 14911.54 |
| | PALATANA | 13378.52 | 13434.36 | 55.84 | 100422.01 | 794.36 |
| | DOYANG | 1450.00 | 1441.94 | -8.06 | 14173.03 | 42899.24 |
| | KHANDONG | 0.00 | 0.00 | 0.00 | 0.00 | 0.00 |
| | KOPILI | 0.00 | 0.00 | 0.00 | 0.00 | 0.00 |
| | KOPILI-2 | 592.80 | 596.31 | 3.51 | 8751.98 | 1653.61 |
| | LOKTAK | 324.54 | 328.08 | 3.53 | 5304.64 | 1955.99 |
| | PARE | 2832.00 | 2836.94 | 4.94 | 11824.68 | 155.39 |
| | RANGANADI | 8379.75 | 8475.27 | 95.52 | 138308.87 | 4821.44 |
| | KAMENG | 14388.77 | 14494.18 | 105.42 | 507336.06 | 0.00 |
| ER | -5165.36 | 8649.41 | 13814.77 | 70233544.62 | 1241.37 | |
| NR | 0.00 | -12130.33 | -12130.33 | 0.00 | 60538257.66 | |
| 01/08/2023 | ARUNACHAL PRADESH | 2666.01 | 2956.54 | 290.53 | 259279.96 | 1978260.75 |
| | ASSAM | 40782.15 | 41130.20 | 348.05 | 1593182.00 | 3670417.34 |
| | MANIPUR | 2804.48 | 2643.30 | -161.18 | 994917.06 | 215182.11 |
| | MEGHALAYA | 1403.42 | 1332.42 | -71.01 | 393355.67 | 315425.96 |
| | MIZORAM | 1716.82 | 1529.60 | -187.22 | 637045.83 | 30274.02 |
| | NAGALAND | 2418.33 | 2350.36 | -67.96 | 370867.86 | 263519.85 |
| | TRIPURA | 5515.54 | 5428.93 | -86.62 | 549549.38 | 698977.79 |
| | AGBPP | 4004.61 | 4437.51 | 432.90 | 1377504.16 | 79496.45 |
| | AGTCCPP | 1656.04 | 1775.41 | 119.37 | 388559.24 | 16718.30 |
| | BGTPP | 11685.65 | 11529.47 | -156.18 | 204533.18 | 703999.61 |
| | BNC | 28.25 | 28.03 | -0.22 | 12360.57 | 13509.28 |
| | PALATANA | 13348.88 | 13392.08 | 43.20 | 77450.71 | 1061.85 |
| | DOYANG | 1436.40 | 1437.06 | 0.66 | 7806.76 | 6338.77 |
| | KHANDONG | 0.00 | 0.00 | 0.00 | 0.00 | 0.00 |
| | KOPILI | 0.00 | 0.00 | 0.00 | 0.00 | 0.00 |
| | KOPILI-2 | 592.80 | 594.88 | 2.08 | 7367.89 | 2618.05 |
| | LOKTAK | 315.01 | 317.63 | 2.63 | 8306.86 | 6451.52 |
| | PARE | 2696.86 | 2694.46 | -2.40 | 40384.71 | 28244.33 |
| | RANGANADI | 7000.00 | 7065.78 | 65.78 | 131520.82 | 23678.62 |
| | KAMENG | 13500.00 | 13523.93 | 23.93 | 643578.57 | 646498.43 |
| ER | 367.31 | 13869.92 | 13502.61 | 69460309.73 | 0.00 | |
| NR | 0.00 | -12130.33 | -12130.33 | 0.00 | 63078837.46 | |
| 02/08/2023 | ARUNACHAL PRADESH | 2946.02 | 2924.15 | -21.87 | 540424.00 | 269540.73 |
| | ASSAM | 40756.29 | 40888.44 | 132.15 | 2920524.56 | 2882254.62 |
| | MANIPUR | 2681.45 | 2656.73 | -24.72 | 395634.49 | 181927.69 |
| | MEGHALAYA | 1500.99 | 1310.97 | -190.03 | 471225.31 | 154006.00 |
| | MIZORAM | 1702.17 | 1544.64 | -157.53 | 564827.29 | 36807.83 |
| | NAGALAND | 2614.19 | 2294.33 | -319.86 | 1079297.10 | 29550.16 |
| | TRIPURA | 5367.47 | 5241.03 | -126.45 | 856420.85 | 351736.38 |
| | AGBPP | 3892.17 | 4296.38 | 404.21 | 1511292.47 | 0.00 |
| | AGTCCPP | 1678.64 | 1762.29 | 83.65 | 272951.75 | 55800.69 |
| | BGTPP | 11180.00 | 11111.24 | -68.76 | 244726.27 | 506883.67 |
| | BNC | 28.26 | 27.94 | -0.32 | 11233.26 | 11478.47 |
| | PALATANA | 13347.22 | 13400.61 | 53.39 | 102285.28 | 163.41 |
| | DOYANG | 1420.05 | 1419.18 | -0.87 | 7568.18 | 11617.44 |
| | KHANDONG | 0.00 | 0.00 | 0.00 | 0.00 | 0.00 |
| | KOPILI | 0.00 | 0.00 | 0.00 | 0.00 | 0.00 |
| | KOPILI-2 | 592.80 | 600.15 | 7.35 | 14506.35 | 1642.35 |
| | LOKTAK | 315.01 | 320.11 | 5.10 | 9581.61 | 1269.70 |
| | PARE | 2609.50 | 2627.88 | 18.38 | 96097.14 | 27961.04 |
| | RANGANADI | 4833.00 | 4882.27 | 49.27 | 92573.09 | 15770.93 |
| | KAMENG | 14400.00 | 14514.69 | 114.69 | 370619.46 | 0.00 |
| ER | 3300.52 | 15395.95 | 12095.44 | 45099010.93 | 0.00 | |
| NR | 0.00 | -12130.62 | -12130.62 | 0.00 | 47734720.98 | |


 (एस.एम. आइमोल/S.M. Aimol)
 निदेशक/Director
 उप-क्षेत्रीय/NERPC
 विद्युत मंत्रालय/Min. of Power
 भारत सरकार/Govt. of India
 शिल्लोंग/Shillong

NERPC, SHILLONG
Day-wise schedule, actual and Deviation charge statement
From 31/07/2023 to 06/08/2023


| Date | Constituents | Total Schedule (MWH) | Total Actual (MWH) | Deviation (MWH) | Receivable from the Deviation and Ancillary Service Pool Account(Rs) | Payable to the Deviation and Ancillary Service Pool Account(Rs) |
|------------|-------------------|----------------------|--------------------|-----------------|--|---|
| 03/08/2023 | ARUNACHAL PRADESH | 2987.52 | 2724.23 | -263.29 | 931729.29 | 337749.21 |
| | ASSAM | 36501.94 | 36715.47 | 213.53 | 1150605.37 | 1573203.67 |
| | MANIPUR | 2714.28 | 2573.24 | -141.04 | 483205.40 | 42296.89 |
| | MEGHALAYA | 1605.97 | 1451.50 | -154.47 | 474400.71 | 331998.44 |
| | MIZORAM | 1636.15 | 1470.34 | -165.81 | 471272.70 | 8550.14 |
| | NAGALAND | 2458.85 | 2274.90 | -183.95 | 565528.15 | 19825.87 |
| | TRIPURA | 5044.55 | 4828.53 | -216.02 | 850345.60 | 360573.86 |
| | AGBPP | 4024.32 | 4426.20 | 401.88 | 1474109.22 | 0.00 |
| | AGTCCPP | 1630.19 | 1789.91 | 159.72 | 513795.16 | 15508.18 |
| | BGTPP | 11543.39 | 11501.59 | -41.79 | 283259.06 | 442240.62 |
| | BNC | 28.21 | 26.39 | -1.82 | 13243.93 | 9784.73 |
| | PALATANA | 13218.52 | 13279.22 | 60.69 | 119646.43 | 815.48 |
| | DOYANG | 1415.75 | 1424.69 | 8.94 | 31837.78 | 810.15 |
| | KHANDONG | 0.00 | 0.00 | 0.00 | 0.00 | 0.00 |
| | KOPILI | 0.00 | 0.00 | 0.00 | 0.00 | 0.00 |
| | KOPILI-2 | 592.80 | 603.73 | 10.93 | 16997.99 | 24.53 |
| | LOKTAK | 315.01 | 316.66 | 1.66 | 4193.65 | 2225.08 |
| | PARE | 2608.32 | 2646.09 | 37.77 | 137428.64 | 21884.12 |
| | RANGANADI | 6959.00 | 7063.00 | 104.00 | 152793.71 | 5121.40 |
| | KAMENG | 14400.00 | 14516.15 | 116.15 | 380355.12 | 0.00 |
| | ER | -2200.86 | 7997.09 | 10197.95 | 36835541.64 | 0.00 |
| NR | 0.00 | -12130.62 | -12130.62 | 0.00 | 43970937.72 | |
| 04/08/2023 | ARUNACHAL PRADESH | 2871.11 | 2774.13 | -96.98 | 651752.81 | 433024.32 |
| | ASSAM | 35787.11 | 35817.45 | 30.34 | 2252480.22 | 2845537.27 |
| | MANIPUR | 2637.56 | 2573.67 | -63.89 | 471398.32 | 150961.11 |
| | MEGHALAYA | 1360.87 | 1229.28 | -131.59 | 480193.90 | 247275.54 |
| | MIZORAM | 1630.25 | 1480.55 | -149.70 | 599630.28 | 6980.19 |
| | NAGALAND | 2438.57 | 2305.71 | -132.86 | 486188.48 | 19076.48 |
| | TRIPURA | 5127.21 | 5087.79 | -39.42 | 874108.33 | 1044143.03 |
| | AGBPP | 4332.08 | 4632.01 | 299.92 | 1310251.13 | 103788.14 |
| | AGTCCPP | 1695.17 | 1783.70 | 88.53 | 391031.96 | 48880.17 |
| | BGTPP | 13032.70 | 13013.45 | -19.26 | 463140.78 | 543975.35 |
| | BNC | 27.92 | 24.91 | -3.01 | 19342.07 | 11023.11 |
| | PALATANA | 12913.55 | 12963.85 | 50.30 | 101373.28 | 0.00 |
| | DOYANG | 1445.95 | 1447.34 | 1.39 | 36693.81 | 49911.99 |
| | KHANDONG | 0.00 | 0.00 | 0.00 | 0.00 | 0.00 |
| | KOPILI | 0.00 | 0.00 | 0.00 | 0.00 | 0.00 |
| | KOPILI-2 | 592.80 | 602.11 | 9.31 | 16159.15 | 521.21 |
| | LOKTAK | 315.01 | 318.11 | 3.10 | 5303.59 | 1379.98 |
| | PARE | 2734.14 | 2747.82 | 13.68 | 53482.98 | 11855.07 |
| | RANGANADI | 6293.00 | 6356.81 | 63.81 | 107005.29 | 9258.14 |
| | KAMENG | 14400.00 | 14516.80 | 116.80 | 483555.54 | 0.00 |
| | ER | -4842.10 | 6363.86 | 11205.96 | 46957200.62 | 0.00 |
| NR | 0.00 | -12131.05 | -12131.05 | 0.00 | 51458631.49 | |
| 05/08/2023 | ARUNACHAL PRADESH | 2601.72 | 2504.98 | -96.73 | 861783.29 | 493216.89 |
| | ASSAM | 35669.59 | 36036.37 | 366.77 | 1004054.52 | 3115512.49 |
| | MANIPUR | 2577.68 | 2487.65 | -90.03 | 523352.19 | 165780.63 |
| | MEGHALAYA | 1401.72 | 1325.76 | -75.97 | 452640.44 | 374396.15 |
| | MIZORAM | 1688.55 | 1546.67 | -141.88 | 695213.40 | 47242.66 |
| | NAGALAND | 2672.46 | 2566.67 | -105.79 | 467291.83 | 50245.36 |
| | TRIPURA | 5344.49 | 5464.38 | 119.89 | 319178.56 | 705272.43 |
| | AGBPP | 4446.22 | 4779.87 | 333.65 | 1306864.39 | 63996.38 |
| | AGTCCPP | 1775.82 | 1872.12 | 96.30 | 442427.97 | 151683.81 |
| | BGTPP | 13217.64 | 13205.21 | -12.43 | 330056.70 | 412821.93 |
| | BNC | 28.15 | 24.92 | -3.24 | 21879.45 | 12358.08 |
| | PALATANA | 12915.90 | 12958.57 | 42.67 | 84860.45 | 161.72 |
| | DOYANG | 1486.20 | 1493.04 | 6.84 | 25121.79 | 502.68 |
| | KHANDONG | 0.00 | 0.00 | 0.00 | 0.00 | 0.00 |
| | KOPILI | 0.00 | 0.00 | 0.00 | 0.00 | 0.00 |
| | KOPILI-2 | 419.90 | 432.40 | 12.50 | 16431.83 | 526.21 |
| | LOKTAK | 315.01 | 315.27 | 0.27 | 1830.01 | 5148.41 |
| | PARE | 2577.00 | 2623.10 | 46.10 | 161561.81 | 13545.44 |
| | RANGANADI | 6470.35 | 6508.28 | 37.93 | 81746.24 | 19925.84 |
| | KAMENG | 14400.00 | 14487.13 | 87.13 | 683271.08 | 303745.88 |
| | ER | -5624.22 | 6593.36 | 12217.58 | 54045836.83 | 0.00 |
| NR | 0.00 | -12129.89 | -12129.89 | 0.00 | 55101212.75 | |


 (S.M. Aimal) / S.M. Aimal
 निदेशक / Director
 संयुक्त निदेशक /NERPC
 विद्युत मंत्रालय /Min. of Power
 भारत सरकार /Govt. of India
 शिल्लॉंग /Shillong

| Date | Constituents | Total Schedule (MWH) | Total Actual (MWH) | Deviation (MWH) | Receivable from the Devialtion and Ancillary Service Pool Account(Rs) | Payble to the Deviation and Ancillary Service Pool Account(Rs) |
|------------|-------------------|----------------------|--------------------|-----------------|---|--|
| 06/08/2023 | ARUNACHAL PRADESH | 2958.27 | 2602.02 | -356.26 | 1145781.47 | 198286.39 |
| | ASSAM | 33458.07 | 33742.30 | 284.23 | 547283.70 | 1925588.73 |
| | MANIPUR | 2562.51 | 2438.98 | -123.53 | 271770.24 | 33781.18 |
| | MEGHALAYA | 1931.35 | 1657.71 | -273.64 | 486051.28 | 183478.82 |
| | MIZORAM | 1646.17 | 1398.34 | -247.83 | 680133.61 | 6297.01 |
| | NAGALAND | 2580.42 | 2474.65 | -105.77 | 304935.80 | 36401.81 |
| | TRIPURA | 4836.52 | 4774.12 | -62.40 | 506565.92 | 334294.68 |
| | AGBPP | 3902.16 | 4264.13 | 361.97 | 1287492.55 | 50983.88 |
| | AGTCCPP | 1627.58 | 1734.95 | 107.37 | 293053.12 | 3210.62 |
| | BGTTP | 10922.10 | 10330.82 | -591.28 | 117484.41 | 2464227.89 |
| | BNC | 24.34 | 23.77 | -0.57 | 9698.65 | 10021.90 |
| | PALATANA | 13197.95 | 13238.76 | 40.82 | 67690.79 | 565.26 |
| | DOYANG | 1503.85 | 1509.67 | 5.82 | 19589.65 | 1906.84 |
| | KHANDONG | 0.00 | 0.00 | 0.00 | 0.00 | 0.00 |
| | KOPILI | 0.00 | 0.00 | 0.00 | 0.00 | 0.00 |
| | KOPILI-2 | 592.80 | 609.20 | 16.40 | 25548.73 | 600.20 |
| | LOKTAK | 315.01 | 321.23 | 6.23 | 7879.58 | 1520.21 |
| | PARE | 2692.20 | 2703.10 | 10.90 | 65425.04 | 21239.85 |
| | RANGANADI | 7533.90 | 7580.81 | 46.91 | 73753.54 | 9400.04 |
| | KAMENG | 14400.00 | 14530.91 | 130.91 | 380174.12 | 0.00 |
| ER | -5898.06 | 5892.44 | 11790.50 | 44830627.23 | 0.00 | |
| NR | 0.00 | -12130.47 | -12130.47 | 0.00 | 44495312.68 | |

SUMMARY OF WEEKLY DEVIATION CHARGES

| | Constituents | Total Schedule (MWH) | Total Actual (MWH) | Deviation (MWH) | Receivable from the Devialtion and Ancillary Service Pool Account(Rs) | Payble to the Deviation and Ancillary Service Pool Account(Rs) |
|---|-------------------|----------------------|--------------------|-----------------|---|--|
| FOR THE WEEK FROM 31/07/2023 TO 06/08/2023 | ARUNACHAL PRADESH | 19356.38 | 19349.86 | -6.52 | 4461998.66 | 7451732.74 |
| | ASSAM | 260441.62 | 262842.14 | 2400.51 | 9943051.00 | 23227630.47 |
| | MANIPUR | 18765.47 | 18160.83 | -604.64 | 3645560.36 | 1196472.44 |
| | MEGHALAYA | 10677.85 | 9741.51 | -936.34 | 3174081.64 | 1894450.30 |
| | MIZORAM | 11688.50 | 10577.86 | -1110.65 | 3929831.09 | 230886.59 |
| | NAGALAND | 17327.44 | 16153.42 | -1174.02 | 3977094.80 | 550232.28 |
| | TRIPURA | 37203.46 | 37027.47 | -175.99 | 4708009.57 | 6998990.68 |
| | AGBPP | 29034.84 | 31626.29 | 2591.45 | 9534902.74 | 306624.20 |
| | AGTCCPP | 11792.21 | 12525.11 | 732.90 | 2622994.94 | 301359.32 |
| | BGTTP | 83437.20 | 82379.54 | -1057.65 | 1908884.70 | 5906283.53 |
| | BNC | 193.30 | 182.89 | -10.41 | 101018.49 | 83087.12 |
| | PALATANA | 92320.54 | 92667.45 | 346.91 | 653728.95 | 3562.07 |
| | DOYANG | 10158.20 | 10172.92 | 14.72 | 142790.99 | 113987.11 |
| | KHANDONG | 0.00 | 0.00 | 0.00 | 0.00 | 0.00 |
| | KOPILI | 0.00 | 0.00 | 0.00 | 0.00 | 0.00 |
| | KOPILI-2 | 3976.70 | 4038.79 | 62.09 | 105763.92 | 7586.18 |
| | LOKTAK | 2214.57 | 2237.08 | 22.51 | 42399.95 | 19950.88 |
| | PARE | 18750.02 | 18879.38 | 129.36 | 566205.01 | 124885.25 |
| | RANGANADI | 47469.00 | 47932.22 | 463.22 | 777701.56 | 87976.41 |
| | KAMENG | 99888.76 | 100583.78 | 695.02 | 3448889.96 | 950244.31 |
| ER | -20062.77 | 64762.03 | 84824.80 | 367462071.59 | 1241.37 | |
| NR | 0.00 | -84913.31 | -84913.31 | 0.00 | 366377910.74 | |


 (एस.एम.अल्मोल/S.M.Almol)
 निदेशक/Director
 उ.पु.के.वि.स./NERPC
 विद्युत मंत्रालय/Min. of Power
 भारत सरकार/Govt. of India
 शिलांग/Shillong