



Government of India  
Ministry of Power  
North Eastern Regional Power Committee  
Lapalang, Shillong 793006

No. NERPC/Dev/2023/3171-3209

Dt: 8<sup>th</sup> August, 2023

सेवा में / To,  
संलग्न सूची के अनुसार  
As per list enclosed.

**Sub: Revised DSM under ABT regime for the period from 03.07.23 to 23.07.23 - reg.**

सर/मैडम,  
Sir/Madam,

The Revised statements giving details of Deviation charges account with payable / receivable particulars, for the period 03.07.23 to 23.07.23 is enclosed. Deviation charges have been calculated as per following CERC Notification and subsequent amendment orders:

- (i) Notification no. L-1/260/2021/CERC dated 14th March 2022 w.e.f. 05.12.2022
- (ii) Suo-moto order dated 26<sup>th</sup> Dec'2022 w.e.f. 28<sup>th</sup> Dec'2022
- (iii) Suo-moto order dated 6<sup>th</sup> Feb'2023 w.e.f. 8<sup>th</sup> Feb'2023
- (iv) Suo-moto order dated 9<sup>th</sup> Apr'2023 w.e.f. 10<sup>th</sup> Apr'2023

The payment by the constituents for the billed amounts shall be made to the Regulatory Deviation and Ancillary Service Pool Account Fund operated by NERLDC within 7 days of the issue of this Deviation-Account. In case of delayed payments against these bills beyond 7 days, the defaulting constituent shall pay surcharge @0.04% for each day of delay. The details of Deviation Accounts, both the statement as well as the data files, are available on NERPC website <https://www.nerpc.gov.in>.

Enclosed -As above.

भवदीय / Yours faithfully,


(एस. एम. आइमोल/ S. M. Aimol)

निदेशक / Director

अधीक्षण अभियंता/ Superintending Engineer

List of Addressees:

1. CMD, TSECL, Bidyut Bhawan, Agartala – 799 001
2. Director (Distribution), MePDCL, Lumjingshai, S.R. Road, Shillong – 793 001
3. Engineer-in-Chief (P&E), P&E Dept., Govt. of Mizoram, Aizawl – 796 001
4. Chief General Manager (Comml), APDCL, Bijulee Bhawan, Paltan Bazar, Guwahati – 781 001
5. Chief Engineer (Comm), Dept. of Power, Govt. of Arunachal Pradesh, Itanagar – 791 111
6. Managing Director, MSPDCL, Keishampat, Imphal-795 001.
7. E-in-C, Dept. of Power, Govt. of Nagaland, Kohima – 797 001
8. Chief Engineer, Loktak HE Project, Vidyut Vihar, Komkeirap, Manipur – 795 124
9. Executive Director (Comml.), NEEPCO Ltd., Lower New Colony, Shillong – 793 003
10. Executive Director, NERTS, POWERGRID, Lapalang, Shillong – 793 006
11. Managing Director, OTPC, Core 4 & Central, 10th Floor, SCOPE Minar, Laxmi Nagar, Delhi – 110092
12. GM (Comml.), NTPC, 3<sup>rd</sup> Floor OLIC building, Plot No.N.17/2, Nayapalli, Bhubaneswar-12
13. CE (G. M.), CEA, SewaBhawan, R.K.Puram, New Delhi – 110 066.
14. G. M., NERLDC, Lower Nongrah, Dongtiah, Lapalang, Shillong - 6.
15. C.G.M (SLDC ) AEGCL, Kahelipara, Guwahati.
16. Gen. Manager (Comml.), NHPC Ltd., NHPC Office complex, Sector –33, Faridabad-121003.
17. G.M (Commercial) APDCL, Bijulee Bhawan, Paltan Bazar, Guwahati - 781 001.
18. General Manager, Ranganadi HEP, NEEPCO, Yazlee, Ar. Pradesh
19. Project Manager, Doyang HEP, NEEPCO, Nagaland
20. Project Manager, AGBPP, NEEPCO Ltd., No. –III, Vill. Bokuloni, Dibrugarh, Assam.
21. Project Manager, AGTPP, NEEPCO Ltd., Ramchandranagar, Agartala, Tripura West- 799008.
22. Dy. G. M (Elect.), Kopili HEP, NEEPCO Ltd., Umrangso, N.C. Hills, Assam.
23. Supdt. Engr. (System Management) MeECL, Lumjingshai, Short Round Road, Shillong.
24. Supdt. Engr. (Commercial) Deptt. of Electricity, Govt.of Manipur, Keisampet, Imphal. 795001
25. Executive Engineer, MSLDC, P & E Dept., Chaltlang, Aizawl- 796012.
26. Supdt. Engr. Dimapur Sub-station Deptt. of Power, Govt.of Nagaland, Dimapur.
27. Dy. G. M. (Commercial) NERTS, Lower Nongrah, Dongtiah, Lapalang, Shillong - 6.
28. Dy. General Manager (ER), POWERGRID, Boring Road, Alankar Place, Patna - 800 001
29. DGM (Comml), OTPC, Core 4 & Central, 10th Floor, SCOPE Minar, Laxmi Nagar, Delhi – 110092
30. DGM (Comml.), NTPC, 3<sup>rd</sup> Floor OLIC building, Plot No.N.17/2, Nayapalli, Bhubaneswar-12
31. AGM (Comml.), NTPC, Bongaigaon Thermal Power Project, P.O Salakati, Kokrajhar-783369
32. Addl. General Manager,Comml & Sys.Opn., TSECL,Banamalipur,Agartala.-799001.
33. Ex. Engr., SLDC, Deptt. of Power, Itanagar, Ar. Pradesh – 791 111
34. CEO, NVVN Ltd., 7<sup>th</sup> Floor, Scope Complex, Lodhi Road, N.Delhi- 110 003
35. Power Trading Corpn. of India Ltd., 2<sup>nd</sup> Floor, NBCC Tower, 15-Bhikaji Cama Place, New Delhi – 66.
36. Member Secretary, NRPC,18-A, Shaheed Jeet Singh Marg, Katwaria Sarai, NewDelhi-110016.
37. Member Secretary, ERPC,14, Golf Club Road, Kolkata- 700 033.
38. Member Secretary, WRPC, Plot No F-3, MIDC Area, Opp Seepz, Marol, Andheri (E), Mumbai-400 093.
39. Member Secretary, SRPC, 29, Race Course Road, Bangalore- 560009.



(एस. एम. आइमोल/ S. M. Aimol)

निदेशक / Director

अधीक्षणअभियंता/ Superintending Engineer


**NORTH EASTERN REGIONAL POWER COMMITTEE**

**ABT based Deviation Charge Account  
For the period 03.07.2023 TO 09.07.2023**

Page 1 of 4

CONSTITUENTS	SCHEDULE (MWH)	ACTUAL (MWH)	DEVIATION (MWH)	Receivable from the Deviation and Ancillary Service Pool Account(Rs) (A)	Payable to the Deviation and Ancillary Service Pool Account(Rs) (B)
<b>BENEFICIARIES OF NORTH EASTERN REGION</b>					
ARUNACHAL PRADESH	16,164.10	16,681.44	517.33	0	6,351,602
ASSAM	244,369.92	247,606.48	3,236.57	0	18,670,711
MANIPUR	18,176.43	18,352.68	176.25	0	1,372,640
MEGHALAYA	9,875.21	8,544.25	-1,330.97	2,139,750	0
MIZORAM	11,172.60	9,629.02	-1,543.58	5,203,210	0
NAGALAND	17,763.10	17,119.43	-643.67	2,376,471	0
TRIPURA	36,284.46	38,675.70	2,391.24	0	13,963,794
BNC	195.26	175.84	-19.41	46,925	0
<b>CERC REGULATED GENERATORS (CGS/ISGS)</b>					
AGBPP	27,486.35	29,692.67	2,206.32	7,565,559	0
AGTCCPP	11,912.36	12,431.76	519.40	1,832,931	0
BGTTP	85,791.57	85,187.63	-603.94	0	2,206,179
PALATANA	62,961.04	63,301.10	340.06	597,645	0
DOYANG	3,392.41	3,448.41	56.01	43,480	0
KHANDONG	0.00	0.00	0.00	0	0
KOPILI	0.00	0.00	0.00	0	0
KOPILI-2	4,001.40	4,017.43	16.03	29,184	0
LOKTAK	1,881.02	1,802.09	-78.93	0	224,677
PARE	17,117.68	17,182.44	64.76	249,764	0
RANGANADI	37,597.77	37,997.13	399.36	596,844	0
KAMENG	85,938.16	86,886.69	948.53	3,373,128	0
<b>INTER- REGIONAL</b>					
ER	19,684.08	91,028.86	71,344.78	341,941,521	0
NR	0.00	-65,858.76	-65,858.76	0	314,140,942
<b>TOTAL</b>				<b>365996412</b>	<b>356930545</b>


Pool Balance (B - A) :	-9065867
LEGEND :	<i>In pool balance positive(+ve) means surplus in pool and negative(-ve) means deficit in pool</i>

  
 (एस.एम. आइशा/ S.M. Aishah)  
 निदेशक/Director  
 उ.पु.से.वि.स./NERPC  
 विद्युत मंत्रालय/Min. of Power  
 भारत सरकार/Govt. of India  
 शिलांग/Shillong

**NERPC, SHILLONG**  
Day-wise schedule, actual and Deviation charge statement  
From 03/07/2023 to 09/07/2023

Page 2 of 4


Date	Constituents	Total Schedule (MWH)	Total Actual (MWH)	Deviation (MWH)	Receivable from the Deviation and Ancillary Service Pool Account(Rs)	Payable to the Deviation and Ancillary Service Pool Account(Rs)
03/07/2023	ARUNACHAL PRADESH	2382.13	2400.09	17.96	609836.63	2206837.32
	ASSAM	31240.81	31369.00	128.20	2313431.00	4351024.39
	MANIPUR	2676.70	2653.67	-23.03	573034.40	684976.84
	MEGHALAYA	1201.14	1057.23	-143.91	1051886.13	1410978.72
	MIZORAM	1619.92	1476.75	-143.17	860036.28	3285.38
	NAGALAND	2506.05	2398.60	-107.45	663003.25	48469.25
	TRIPURA	5325.32	5637.88	312.57	228449.23	3591685.47
	AGBPP	4075.44	4373.38	297.94	1191102.15	342282.82
	AGTCCPP	1884.24	1949.10	64.86	254144.23	23087.85
	BGTPP	14262.47	14178.94	-83.54	151476.30	573797.08
	BNC	28.01	24.12	-3.88	32598.71	18200.15
	PALATANA	8049.61	8087.68	38.07	84642.78	5448.02
	DOYANG	261.75	266.02	4.27	11023.85	30436.69
	KHANDONG	0.00	0.00	0.00	0.00	0.00
	KOPILI	0.00	0.00	0.00	0.00	0.00
	KOPILI-2	592.80	599.01	6.21	11047.43	475.47
	LOKTAK	198.00	200.11	2.11	7794.47	2521.89
	PARE	2301.87	2300.63	-1.23	41328.29	69538.15
	RANGANADI	5455.45	5545.37	89.92	149026.83	19051.13
	KAMENG	10800.00	10910.33	110.33	625242.46	0.00
	ER	270.45	7452.76	7182.30	47143723.96	0.00
NR	0.00	-7410.76	-7410.76	0.00	46887492.70	
04/07/2023	ARUNACHAL PRADESH	1992.48	2309.32	316.83	705664.94	3345237.13
	ASSAM	34015.37	34760.81	745.44	823714.44	6627075.71
	MANIPUR	2599.00	2763.68	164.68	31855.98	1065045.44
	MEGHALAYA	1624.16	1299.33	-324.83	1140978.29	108777.83
	MIZORAM	1611.54	1535.65	-75.89	573537.85	148076.21
	NAGALAND	2514.73	2458.66	-56.08	347835.56	105670.34
	TRIPURA	5267.13	5861.48	594.36	250149.52	4523343.25
	AGBPP	4242.29	4526.14	283.84	1094357.86	70722.76
	AGTCCPP	1958.14	2004.81	46.67	200479.91	52230.25
	BGTPP	13596.57	13411.54	-185.03	130041.26	740623.97
	BNC	27.11	25.68	-1.42	19927.67	15541.38
	PALATANA	7995.09	8027.96	32.86	63295.54	5181.54
	DOYANG	260.13	265.74	5.61	16812.28	18226.55
	KHANDONG	0.00	0.00	0.00	0.00	0.00
	KOPILI	0.00	0.00	0.00	0.00	0.00
	KOPILI-2	592.80	576.55	-16.25	1304.46	24802.20
	LOKTAK	198.00	194.04	-3.96	1705.69	7715.04
	PARE	2832.00	2827.07	-4.93	3777.30	19933.07
	RANGANADI	6955.00	7035.35	80.35	130093.41	12329.22
	KAMENG	10800.00	10875.64	75.64	339662.09	0.00
	ER	729.03	10070.59	9341.56	57117725.70	0.00
NR	0.00	-7406.25	-7406.25	0.00	45404493.00	
05/07/2023	ARUNACHAL PRADESH	2419.20	2632.50	213.30	322566.93	1700707.93
	ASSAM	36423.58	37169.47	745.89	540510.87	4427177.23
	MANIPUR	2650.81	2722.51	71.70	82409.10	399706.49
	MEGHALAYA	1309.55	1161.25	-148.30	622406.80	318263.90
	MIZORAM	1604.82	1364.20	-240.63	846176.78	12422.58
	NAGALAND	2436.53	2359.19	-77.34	349613.75	68874.44
	TRIPURA	5159.24	5434.01	274.77	541588.75	1597127.19
	AGBPP	3990.95	4246.02	255.06	1061759.80	162940.58
	AGTCCPP	1914.25	1970.44	56.19	225745.81	20220.56
	BGTPP	12890.41	12710.21	-180.21	287385.11	884192.03
	BNC	28.08	26.23	-1.85	16734.17	13406.14
	PALATANA	7888.19	7932.72	44.53	82085.01	6233.30
	DOYANG	285.88	294.08	8.20	24678.09	19351.48
	KHANDONG	0.00	0.00	0.00	0.00	0.00
	KOPILI	0.00	0.00	0.00	0.00	0.00
	KOPILI-2	592.80	582.19	-10.61	2510.47	17815.50
	LOKTAK	270.00	258.86	-11.14	3478.90	16720.00
	PARE	2340.25	2332.87	-7.37	49448.61	48087.55
	RANGANADI	4200.00	4209.63	9.63	43188.78	27410.89
	KAMENG	10800.00	11007.49	207.49	751709.67	0.00
	ER	7077.45	16372.86	9295.42	47832097.00	0.00
NR	0.00	-7409.16	-7409.16	0.00	39584543.42	

  
 (एस.एम. आइमल/S.M.Aimal)  
 निदेशक/Director  
 उ.पू.से.वि.स/NERPC  
 विद्युत मंत्रालय/Min. of Power  
 भारत सरकार/Govt. of India  
 शिलांग/Shillong

**NERPC, SHILLONG**  
**Day-wise schedule, actual and Deviation charge statement**  
**From 03/07/2023 to 09/07/2023**

Page 3 of 4

Date	Constituents	Total Schedule (MWH)	Total Actual (MWH)	Deviation (MWH)	Receivable from the Deviation and Ancillary Service Pool Account(Rs)	Payable to the Deviation and Ancillary Service Pool Account(Rs)
06/07/2023	ARUNACHAL PRADESH	2381.48	2414.04	32.57	614763.45	1016311.98
	ASSAM	34939.30	35468.14	528.83	1800553.70	3289271.16
	MANIPUR	2587.15	2457.30	-129.84	924454.05	191462.76
	MEGHALAYA	1315.49	1188.13	-127.36	573603.51	386038.08
	MIZORAM	1516.61	1213.71	-302.90	946204.52	4162.12
	NAGALAND	2418.20	2360.99	-57.21	353088.36	89267.26
	TRIPURA	4925.75	5285.66	359.91	135045.03	1885545.91
	AGBPP	3839.55	4226.36	386.81	1324053.97	22440.20
	AGTCCPP	1765.10	1867.05	101.95	378438.80	19751.78
	BGTPP	11622.76	11582.31	-40.45	409583.99	481517.97
	BNC	27.94	24.01	-3.94	21164.15	9291.43
	PALATANA	7917.73	7950.35	32.62	80664.65	29760.91
	DOYANG	334.36	347.46	13.11	40689.22	13374.74
	KHANDONG	0.00	0.00	0.00	0.00	0.00
	KOPILI	0.00	0.00	0.00	0.00	0.00
	KOPILI-2	444.60	455.50	10.90	14132.17	1063.94
	LOKTAK	270.00	241.92	-28.08	2084.73	139580.45
	PARE	2033.25	2039.35	6.10	69005.19	40439.55
	RANGANADI	3878.50	3879.92	1.42	71248.73	42858.63
	KAMENG	10998.09	11274.76	276.67	792551.24	0.00
ER	7379.69	15553.92	8174.23	41054037.90	0.00	
NR	0.00	-7408.87	-7408.87	0.00	39008640.74	
07/07/2023	ARUNACHAL PRADESH	2482.51	2349.74	-132.78	932695.14	500195.66
	ASSAM	35843.72	36342.96	499.24	823933.79	3847755.90
	MANIPUR	2583.15	2576.50	-6.64	483211.90	447593.75
	MEGHALAYA	1367.90	1181.90	-186.01	503415.80	279724.40
	MIZORAM	1598.02	1333.68	-264.34	885206.47	2716.93
	NAGALAND	2535.87	2421.75	-114.12	412641.55	69967.66
	TRIPURA	4941.62	5161.16	219.53	273557.66	1525240.89
	AGBPP	3860.01	4190.50	330.48	1386871.40	0.00
	AGTCCPP	1793.42	1895.77	102.36	403742.30	16608.68
	BGTPP	10826.71	10627.99	-198.72	152819.22	858125.07
	BNC	28.24	25.27	-2.97	17828.10	11869.78
	PALATANA	8030.44	8065.31	34.87	80388.02	13860.81
	DOYANG	569.90	578.07	8.17	21542.43	13692.33
	KHANDONG	0.00	0.00	0.00	0.00	0.00
	KOPILI	0.00	0.00	0.00	0.00	0.00
	KOPILI-2	592.80	602.23	9.43	16738.89	792.07
	LOKTAK	315.01	317.15	2.14	4537.69	3703.74
	PARE	2407.01	2423.40	16.39	73381.96	23148.63
	RANGANADI	5130.00	5205.67	75.67	106842.78	4115.64
	KAMENG	14256.48	14333.45	76.97	362585.70	0.00
ER	3919.33	16527.72	12608.39	57253974.21	0.00	
NR	0.00	-11972.36	-11972.36	0.00	54149649.64	
08/07/2023	ARUNACHAL PRADESH	2224.18	2245.91	21.73	350278.04	588298.26
	ASSAM	36458.18	36681.28	223.10	664494.65	1505350.09
	MANIPUR	2589.66	2598.49	8.84	157518.72	540166.93
	MEGHALAYA	1667.40	1536.57	-130.83	507467.74	319334.29
	MIZORAM	1643.68	1395.97	-247.71	606490.98	7812.10
	NAGALAND	2615.83	2486.03	-129.81	390183.49	44077.04
	TRIPURA	5354.65	5718.75	364.10	101993.97	1515130.81
	AGBPP	3679.60	4043.18	363.57	1158680.87	3371.79
	AGTCCPP	1449.29	1540.78	91.49	317905.35	32179.33
	BGTPP	11165.34	11244.52	79.18	707491.82	580977.61
	BNC	28.00	25.18	-2.82	13360.00	10304.73
	PALATANA	10022.76	10131.24	108.48	182775.00	5110.19
	DOYANG	866.50	873.00	6.50	17418.50	6954.22
	KHANDONG	0.00	0.00	0.00	0.00	0.00
	KOPILI	0.00	0.00	0.00	0.00	0.00
	KOPILI-2	592.80	600.78	7.98	15838.17	1442.23
	LOKTAK	315.01	309.59	-5.41	6029.34	12160.83
	PARE	2595.00	2600.83	5.83	105932.14	46414.21
	RANGANADI	6015.83	6085.10	69.28	109831.40	10330.10
	KAMENG	13884.55	13999.20	114.65	273837.85	0.00
ER	2359.79	14802.01	12442.22	46764784.13	0.00	
NR	0.00	-12125.24	-12125.24	0.00	44762261.28	

  
 (एस.एम.आइमल/S. M. Aimal)  
 निदेशक/Director  
 न.उ.के.विद्युत/NERPC  
 विद्युत मंत्रालय/Min. of Power  
 भारत सरकार/Govt. of India  
 शिल्लोंग/Shillong


**NERPC, SHILLONG**  
**Day-wise schedule, actual and Deviation charge statement**  
**From 03/07/2023 to 09/07/2023**

Page 4 of 4

Date	Constituents	Total Schedule (MWH)	Total Actual (MWH)	Deviation (MWH)	Receivable from the Deviation and Ancillary Service Pool Account(Rs)	Payable to the Deviation and Ancillary Service Pool Account(Rs)
09/07/2023	ARUNACHAL PRADESH	2282.12	2329.84	47.72	310255.61	840074.21
	ASSAM	35448.95	35814.82	365.87	447077.14	2036771.75
	MANIPUR	2489.96	2580.52	90.56	157687.80	453859.89
	MEGHALAYA	1389.57	1119.84	-269.73	718592.73	155483.58
	MIZORAM	1578.01	1309.07	-268.94	664032.73	0.00
	NAGALAND	2735.89	2634.22	-101.67	327133.79	40702.80
	TRIPURA	5310.75	5576.76	266.01	203827.90	1060332.65
	AGBPP	3798.50	4087.11	288.61	994464.64	43973.74
	AGTCCPP	1147.93	1203.80	55.87	257064.89	40512.27
	BGTTP	11427.31	11432.13	4.83	485066.76	410810.08
	BNC	27.89	25.35	-2.54	13288.11	9362.82
	PALATANA	13057.22	13105.85	48.63	91104.49	1715.66
	DOYANG	813.90	824.05	10.15	14738.81	1387.25
	KHANDONG	0.00	0.00	0.00	0.00	0.00
	KOPILI	0.00	0.00	0.00	0.00	0.00
	KOPILI-2	592.80	601.17	8.37	16294.28	2290.59
	LOKTAK	315.01	280.42	-34.58	3550.40	71456.19
	PARE	2608.32	2658.29	49.97	166207.50	11755.48
	RANGANADI	5963.00	6036.08	73.08	114250.30	11542.54
	KAMENG	14399.04	14485.82	86.78	227539.52	0.00
ER	-2051.66	10248.99	12300.65	44775178.21	0.00	
NR	0.00	-12126.11	-12126.11	0.00	44343861.23	

**SUMMARY OF WEEKLY DEVIATION CHARGES**

	Constituents	Total Schedule (MWH)	Total Actual (MWH)	Deviation (MWH)	Receivable from the Deviation and Ancillary Service Pool Account(Rs)	Payable to the Deviation and Ancillary Service Pool Account(Rs)
FOR THE WEEK FROM 03/07/2023 TO 09/07/2023	ARUNACHAL PRADESH	16164.10	16681.44	517.33	3846060.74	10197662.49
	ASSAM	244369.92	247606.48	3236.57	7413715.60	26084426.23
	MANIPUR	18176.43	18352.68	176.25	2410171.97	3782812.10
	MEGHALAYA	9875.21	8544.25	-1330.97	5118351.00	2978600.79
	MIZORAM	11172.60	9629.02	-1543.58	5381685.61	178475.32
	NAGALAND	17763.10	17119.43	-643.67	2843499.75	467028.78
	TRIPURA	36284.46	38675.70	2391.24	1734612.07	15698406.16
	AGBPP	27486.35	29692.67	2206.32	8211290.70	645731.90
	AGTCCPP	11912.36	12431.76	519.40	2037521.30	204590.73
	BGTTP	85791.57	85187.63	-603.94	2323864.46	4530043.82
	BNC	195.26	175.84	-19.41	134900.91	87976.42
	PALATANA	62961.04	63301.10	340.06	664955.48	67310.42
	DOYANG	3392.41	3448.41	56.01	146903.18	103423.26
	KHANDONG	0.00	0.00	0.00	0.00	0.00
	KOPILI	0.00	0.00	0.00	0.00	0.00
	KOPILI-2	4001.40	4017.43	16.03	77865.87	48681.99
	LOKTAK	1881.02	1802.09	-78.93	29181.22	253858.12
	PARE	17117.68	17182.44	64.76	509081.00	259316.64
	RANGANADI	37597.77	37997.13	399.36	724482.23	127638.15
	KAMENG	85938.16	86886.69	948.53	3373128.53	0.00
ER	19684.08	91028.86	71344.78	341941521.10	0.00	
NR	0.00	-65858.76	-65858.76	0.00	314140942.00	

  
 (S.M. Aisool) S.M. Aisool  
 Director  
 Director/NERPC  
 Ministry of Power  
 Govt. of India  
 Shillong


**NORTH EASTERN REGIONAL POWER COMMITTEE**

**ABT based Deviation Charge Account  
For the period 10.07.2023 TO 16.07.2023**

Page 1 of 4

CONSTITUENTS	SCHEDULE (MWH)	ACTUAL (MWH)	DEVIATION (MWH)	Receivable from the Deviation and Ancillary Service Pool Account(Rs) (A)	Payable to the Deviation and Ancillary Service Pool Account(Rs) (B)
<b>BENEFICIARIES OF NORTH EASTERN REGION</b>					
ARUNACHAL PRADESH	16,630.14	16,340.20	-289.94	0	1,763,597
ASSAM	244,278.27	247,545.59	3,267.33	0	19,212,494
MANIPUR	17,176.65	18,009.08	832.43	0	4,545,033
MEGHALAYA	4,422.43	3,928.90	-493.53	0	1,143,896
MIZORAM	11,112.00	9,830.40	-1,281.60	5,213,330	0
NAGALAND	18,231.60	17,531.81	-699.79	2,774,233	0
TRIPURA	39,928.09	41,264.98	1,336.89	0	8,802,937
BNC	194.96	169.34	-25.61	72,058	0
<b>CERC REGULATED GENERATORS (CGS/ISGS)</b>					
AGBPP	25,326.09	27,112.59	1,786.50	5,550,858	0
AGTCCPP	12,343.98	12,809.04	465.06	1,466,179	0
BGTPP	94,710.88	92,665.63	-2,045.24	0	7,578,572
PALATANA	86,110.46	86,471.97	361.51	632,772	0
DOYANG	5,890.76	5,940.37	49.61	36,518	0
KHANDONG	0.00	0.00	0.00	0	0
KOPILI	0.00	0.00	0.00	0	0
KOPILI-2	4,149.60	4,166.66	17.06	43,978	0
LOKTAK	3,982.49	4,000.78	18.30	0	51,990
PARE	18,475.66	18,539.92	64.27	289,875	0
RANGANADI	48,097.70	48,645.03	547.33	743,490	0
KAMENG	98,775.54	99,259.64	484.10	2,263,086	0
<b>INTER- REGIONAL</b>					
ER	-39,096.04	48,405.25	87,501.29	499,358,582	0
NR	0.00	-83,366.40	-83,366.40	0	481,311,728
<b>TOTAL</b>				<b>518444960</b>	<b>524410247</b>


Pool Balance (B - A) :	5965287
LEGEND :	In pool balance positive(+ve) means surplus in pool and negative(-ve) means deficit in pool

  
 (एस.एम. आइमो/S.M. Aimo)  
 डायरेक्टर/Director  
 उत्तर-पूर्व क्षेत्रीय/NERPC  
 विद्युत संचालक/Min. of Power  
 भारत सरकार/Govt. of India  
 शिलांग/Shillong

**NERPC, SHILLONG**  
Day-wise schedule, actual and Deviation charge statement  
From 10/07/2023 to 16/07/2023


Page 2 of 4

Date	Constituents	Total Schedule (MWH)	Total Actual (MWH)	Deviation (MWH)	Receivable from the Deviation and Ancillary Service Pool Account(Rs)	Payable to the Deviation and Ancillary Service Pool Account(Rs)
10/07/2023	ARUNACHAL PRADESH	2383.89	2399.41	15.53	597266.79	983032.18
	ASSAM	35159.98	35371.52	211.54	1476100.37	3447593.49
	MANIPUR	2377.76	2600.58	222.82	165907.63	1077076.04
	MEGHALAYA	779.40	757.11	-22.28	492186.85	432998.05
	MIZORAM	1630.07	1430.52	-199.55	805034.32	2119.28
	NAGALAND	2704.56	2634.11	-70.45	291340.04	110871.75
	TRIPURA	5671.27	6151.32	480.04	89181.71	2965941.19
	AGBPP	4181.14	4418.15	237.01	1067932.30	218680.38
	AGTCCPP	1347.57	1337.55	-10.02	164920.15	212310.88
	BGTPP	14503.89	14235.95	-267.94	225797.83	941633.61
	BNC	28.03	25.00	-3.03	18284.11	11346.47
	PALATANA	12619.64	12668.45	48.81	81075.51	0.00
	DOYANG	863.42	872.66	9.24	12963.18	7035.97
	KHANDONG	0.00	0.00	0.00	0.00	0.00
	KOPIII	0.00	0.00	0.00	0.00	0.00
	KOPIII-2	592.80	591.79	-1.01	7582.60	4444.91
	LOKTAK	315.01	317.75	2.75	3034.20	1132.96
	PARE	2445.30	2450.28	4.98	135829.74	60417.96
	RANGANADI	4663.00	4694.65	31.65	53870.20	17045.33
	KAMENG	14400.00	14470.33	70.33	179723.88	0.00
ER	-3905.03	8878.46	12783.49	71080947.56	0.00	
NR	0.00	-12125.24	-12125.24	0.00	68131622.77	
11/07/2023	ARUNACHAL PRADESH	2331.55	2324.08	-7.46	485965.45	728584.46
	ASSAM	35960.63	36867.23	906.60	488202.79	5589933.29
	MANIPUR	2407.22	2591.46	184.24	55979.34	986913.24
	MEGHALAYA	921.34	763.94	-157.40	632744.45	492718.72
	MIZORAM	1610.36	1453.91	-156.44	710181.69	24623.76
	NAGALAND	2619.04	2550.13	-68.91	348802.01	112409.98
	TRIPURA	6058.48	6398.84	340.35	278722.06	1896019.59
	AGBPP	3734.98	4017.66	282.68	962804.47	973.81
	AGTCCPP	1737.54	1801.42	63.88	235009.21	76364.35
	BGTPP	14346.98	14063.56	-283.43	140693.53	1163442.20
	BNC	28.57	25.25	-3.32	24102.02	11599.42
	PALATANA	13080.05	13129.86	49.81	88571.89	552.96
	DOYANG	881.00	889.87	8.87	15132.87	5820.42
	KHANDONG	0.00	0.00	0.00	0.00	0.00
	KOPIII	0.00	0.00	0.00	0.00	0.00
	KOPIII-2	592.80	595.35	2.55	7989.99	1978.71
	LOKTAK	529.50	532.16	2.66	3579.89	1681.84
	PARE	2247.50	2266.48	18.99	93598.99	20593.98
	RANGANADI	5340.70	5394.60	53.90	87462.51	9622.47
	KAMENG	14400.00	14483.64	83.64	380886.60	0.00
ER	-3800.25	10936.25	14736.49	88149640.73	0.00	
NR	0.00	-13806.69	-13806.69	0.00	84257554.33	
12/07/2023	ARUNACHAL PRADESH	2609.85	2284.62	-325.24	1071097.23	578517.05
	ASSAM	34660.03	34856.32	196.29	1389043.34	2146282.91
	MANIPUR	2457.50	2577.40	119.90	144854.63	1047306.57
	MEGHALAYA	594.11	549.72	-44.39	556814.62	780485.28
	MIZORAM	1590.40	1413.69	-176.71	762163.35	136739.23
	NAGALAND	2622.10	2550.36	-71.74	407587.17	81547.14
	TRIPURA	5650.72	5884.54	233.81	513730.90	2891102.32
	AGBPP	3646.93	3798.57	151.64	994196.46	681037.54
	AGTCCPP	1854.68	1869.38	14.70	350726.54	467576.90
	BGTPP	12768.93	12334.25	-434.68	268224.66	2151173.83
	BNC	25.96	23.25	-2.71	20608.30	12810.04
	PALATANA	11684.49	11742.48	57.98	109961.55	0.00
	DOYANG	882.10	886.38	4.28	8367.24	19605.90
	KHANDONG	0.00	0.00	0.00	0.00	0.00
	KOPIII	0.00	0.00	0.00	0.00	0.00
	KOPIII-2	592.80	597.04	4.24	10599.67	1924.98
	LOKTAK	529.50	528.03	-1.47	4868.02	8824.53
	PARE	2823.00	2828.95	5.95	15334.98	746.54
	RANGANADI	8354.50	8512.58	158.08	222376.43	2379.68
	KAMENG	14400.00	14473.38	73.38	379168.03	0.00
ER	-5853.86	6677.47	12531.33	66123822.38	0.00	
NR	0.00	-12606.11	-12606.11	0.00	66951347.14	

  
 (एस.एम.आइमल/S.M. Aimal)  
 निदेशक/Director  
 उ.पु.से.वि.त./NERPC  
 विद्युत मंत्रालय/Min. of Power  
 भारत सरकार/Govt. of India  
 शिल्लॉंग/Shillong

**NERPC, SHILLONG**  
**Day-wise schedule, actual and Deviation charge statement**  
**From 10/07/2023 to 16/07/2023**

Date	Constituents	Total Schedule (MWH)	Total Actual (MWH)	Deviation (MWH)	Receivable from the Deviation and Ancillary Service Pool Account(Rs)	Payable to the Deviation and Ancillary Service Pool Account(Rs)
13/07/2023	ARUNACHAL PRADESH	2330.72	2311.68	-19.04	631046.14	803700.35
	ASSAM	34529.56	34790.34	260.78	1978876.13	2830350.98
	MANIPUR	2337.18	2560.84	223.67	84576.94	1532962.41
	MEGHALAYA	405.23	480.51	75.28	536798.69	1687908.79
	MIZORAM	1635.15	1361.47	-273.69	1204376.72	75393.86
	NAGALAND	2515.22	2390.57	-124.65	603894.70	87146.88
	TRIPURA	5929.78	6116.45	186.67	973499.86	1484761.72
	AGBPP	3191.62	3334.26	142.63	662459.98	106847.73
	AGTCCPP	1946.86	2019.68	72.82	291265.81	13461.50
	BGTTP	14908.61	14418.09	-490.52	114738.76	1860320.93
	BNC	27.78	21.90	-5.88	28821.87	12226.81
	PALATANA	11805.08	11859.57	54.48	90120.61	0.00
	DOYANG	823.35	831.36	8.01	15777.29	12944.99
	KHANDONG	0.00	0.00	0.00	0.00	0.00
	KOPILI	0.00	0.00	0.00	0.00	0.00
	KOPILI-2	592.80	594.76	1.96	7749.08	2636.60
	LOKTAK	529.50	526.47	-3.02	9738.15	42416.34
	PARE	2832.00	2838.22	6.22	13475.60	147.38
	RANGANADI	9689.33	9817.91	128.58	151329.32	0.00
	KAMENG	14400.00	14480.95	80.95	429069.00	220.67
ER	-9868.02	-626.32	9241.70	5874243.68	0.00	
NR	0.00	-8488.29	-8488.29	0.00	55860397.28	
14/07/2023	ARUNACHAL PRADESH	2398.68	2389.01	-9.66	556316.41	637089.70
	ASSAM	34469.66	35330.87	861.20	516327.79	5025989.40
	MANIPUR	2474.12	2632.87	158.75	129421.34	836203.11
	MEGHALAYA	496.63	501.42	4.78	449285.42	742722.47
	MIZORAM	1576.56	1458.15	-118.41	642755.44	39965.63
	NAGALAND	2625.07	2513.57	-111.50	592824.70	16003.40
	TRIPURA	5630.25	5607.36	-22.89	667830.32	803319.70
	AGBPP	2947.37	3116.78	169.42	575183.36	38431.52
	AGTCCPP	1830.81	1939.55	108.74	353007.24	1988.94
	BGTTP	12802.65	12575.20	-227.45	214235.14	1011167.71
	BNC	28.22	24.25	-3.96	24332.14	12794.50
	PALATANA	11681.79	11732.20	50.41	78852.70	156.34
	DOYANG	716.55	719.38	2.83	15311.91	20622.97
	KHANDONG	0.00	0.00	0.00	0.00	0.00
	KOPILI	0.00	0.00	0.00	0.00	0.00
	KOPILI-2	592.80	591.39	-1.41	6278.21	4501.68
	LOKTAK	529.50	521.84	-7.66	6610.12	38320.28
	PARE	2832.00	2831.06	-0.94	7298.93	9005.15
	RANGANADI	8816.00	8883.74	67.74	141454.18	28298.36
	KAMENG	12825.75	12825.96	0.21	409909.92	408524.00
ER	-5591.67	8262.45	13854.13	78733427.86	0.00	
NR	0.00	-12083.64	-12083.64	0.00	69793281.35	
15/07/2023	ARUNACHAL PRADESH	2309.23	2361.02	51.80	435023.03	1494259.17
	ASSAM	36414.92	37133.01	718.09	743121.57	5034781.43
	MANIPUR	2672.00	2653.72	-18.28	606590.38	622907.75
	MEGHALAYA	514.88	384.58	-130.30	317254.06	564443.10
	MIZORAM	1512.04	1390.65	-121.39	665486.70	235113.96
	NAGALAND	2623.61	2499.99	-123.63	486402.53	33781.05
	TRIPURA	5926.25	5922.29	-3.96	814104.26	861523.53
	AGBPP	3675.23	3969.70	294.46	1134064.99	105.55
	AGTCCPP	1827.70	1936.50	108.81	439659.47	1028.47
	BGTTP	13088.49	12889.03	-199.46	115241.19	878820.25
	BNC	28.26	25.85	-2.42	21388.20	16018.85
	PALATANA	12582.59	12630.18	47.58	85985.29	0.00
	DOYANG	781.50	784.62	3.12	29241.75	29835.28
	KHANDONG	0.00	0.00	0.00	0.00	0.00
	KOPILI	0.00	0.00	0.00	0.00	0.00
	KOPILI-2	592.80	596.14	3.34	9194.06	2103.03
	LOKTAK	774.75	797.18	22.43	15185.94	4295.24
	PARE	2687.54	2694.93	7.39	68013.76	29425.80
	RANGANADI	5814.20	5847.41	33.21	86374.76	35372.83
	KAMENG	14400.00	14476.29	76.29	363543.30	0.00
ER	-3543.97	9203.20	12747.17	73918069.12	0.00	
NR	0.00	-12125.96	-12125.96	0.00	71398871.89	

  
 (S.M. Almol) S.M. Almol  
 Director/Director  
 उ.पु.वि.अ/NERPC  
 विद्युत मंत्रालय/Min. of Power  
 भारत सरकार/Govt. of India  
 शिल्लोंग/Shillong


**NERPC, SHILLONG**  
Day-wise schedule, actual and Deviation charge statement  
From 10/07/2023 to 16/07/2023

Page 4 of 4

Date	Constituents	Total Schedule (MWH)	Total Actual (MWH)	Deviation (MWH)	Receivable from the Deviation and Ancillary Service Pool Account(Rs)	Payable to the Deviation and Ancillary Service Pool Account(Rs)
16/07/2023	ARUNACHAL PRADESH	2266.23	2270.37	4.14	648189.29	963318.45
	ASSAM	33083.48	33196.31	112.83	1690895.60	3420130.27
	MANIPUR	2450.88	2392.20	-58.68	776595.31	405589.52
	MEGHALAYA	710.84	491.62	-219.22	886566.75	314270.41
	MIZORAM	1557.43	1322.02	-235.40	944022.00	6734.58
	NAGALAND	2521.98	2393.09	-128.90	538713.59	53571.38
	TRIPURA	5061.33	5184.19	122.86	472347.75	1709685.88
	AGBPP	3948.82	4457.48	508.66	1501456.68	301163.15
	AGTCCPP	1798.82	1904.96	106.13	404917.32	595.27
	BGTTP	12291.32	12149.56	-141.76	155047.58	805992.53
	BNC	28.14	23.85	-4.30	24560.34	13242.63
	PALATANA	12656.81	12709.24	52.43	98913.57	0.00
	DOYANG	942.83	956.10	13.27	42244.81	6655.03
	KHANDONG	0.00	0.00	0.00	0.00	0.00
	KOPILI	0.00	0.00	0.00	0.00	0.00
	KOPILI-2	592.80	600.19	7.39	12806.90	632.97
	LOKTAK	774.75	777.35	2.60	23202.76	21537.30
	PARE	2608.32	2629.99	21.67	111797.39	35137.47
	RANGANADI	5419.98	5494.14	74.16	97839.50	4498.14
	KAMENG	13949.79	14049.09	99.30	548288.38	18758.82
ER	-6533.23	5073.75	11606.98	62610239.67	0.00	
NR	0.00	-12130.47	-12130.47	0.00	64918653.39	

**SUMMARY OF WEEKLY DEVIATION CHARGES**

	Constituents	Total Schedule (MWH)	Total Actual (MWH)	Deviation (MWH)	Receivable from the Deviation and Ancillary Service Pool Account(Rs)	Payable to the Deviation and Ancillary Service Pool Account(Rs)
FOR THE WEEK FROM 10/07/2023 TO 16/07/2023	ARUNACHAL PRADESH	16630.14	16340.20	-289.94	4424904.35	6188501.36
	ASSAM	244278.27	247545.59	3267.33	8282567.59	27495061.76
	MANIPUR	17176.65	18009.08	832.43	1963925.57	6508958.65
	MEGHALAYA	4422.43	3928.90	-493.53	3871650.84	5015546.81
	MIZORAM	11112.00	9830.40	-1281.60	5734020.22	520690.30
	NAGALAND	18231.60	17531.81	-699.79	3269564.74	495331.58
	TRIPURA	39928.09	41264.98	1336.89	3809416.88	12612353.92
	AGBPP	25326.09	27112.59	1786.50	6898098.24	1347239.68
	AGTCCPP	12343.98	12809.04	465.06	2239505.74	773326.30
	BGTTP	94710.88	92665.63	-2045.24	1233978.70	8812551.06
	BNC	194.96	169.34	-25.61	162096.97	90038.71
	PALATANA	86110.46	86471.97	361.51	633481.12	709.30
	DOYANG	5890.76	5940.37	49.61	139039.04	102520.56
	KHANDONG	0.00	0.00	0.00	0.00	0.00
	KOPILI	0.00	0.00	0.00	0.00	0.00
	KOPILI-2	4149.60	4166.66	17.06	62200.52	18222.87
	LOKTAK	3982.49	4000.78	18.30	66219.08	118208.50
	PARE	18475.66	18539.92	64.27	445349.38	155474.28
	RANGANADI	48097.70	48645.03	547.33	840706.91	97216.82
	KAMENG	98775.54	99259.64	484.10	2690589.11	427503.49
ER	-39096.04	48405.25	87501.29	499358582.01	0.00	
NR	0.00	-83366.40	-83366.40	0.00	481311728.15	

  
 (S.M. Almol) S.M. Almol  
 Director/Director  
 Director/NERPC  
 Director/Min. of Power  
 Govt. of India  
 Shillong/Shillong


**NORTH EASTERN REGIONAL POWER COMMITTEE**

**ABT based Deviation Charge Account  
For the period 17.07.2023 TO 23.07.2023**

Page 1 of 4

CONSTITUENTS	SCHEDULE (MWH)	ACTUAL (MWH)	DEVIATION (MWH)	Receivable from the Deviation and Ancillary Service Pool Account(Rs) (A)	Payable to the Deviation and Ancillary Service Pool Account(Rs) (B)
<b>BENEFICIARIES OF NORTH EASTERN REGION</b>					
ARUNACHAL PRADESH	16,970.94	16,642.35	-328.59	0	1,246,389
ASSAM	248,573.34	251,062.99	2,489.65	0	18,065,841
MANIPUR	18,728.92	18,907.13	178.21	0	1,406,014
MEGHALAYA	4,141.02	3,240.95	-900.07	0	560,075
MIZORAM	11,371.92	10,250.65	-1,121.27	4,501,385	0
NAGALAND	17,916.14	17,040.94	-875.21	3,303,539	0
TRIPURA	39,712.46	40,567.70	855.24	0	4,799,041
BNC	195.82	185.70	-10.13	8,385	0
<b>CERC REGULATED GENERATORS (CGS/ISGS)</b>					
AGBPP	29,785.70	32,384.39	2,598.69	8,871,961	0
AGTCCPP	12,470.15	13,047.12	576.97	1,971,822	0
BGTTP	93,839.58	93,038.41	-801.16	0	2,947,422
PALATANA	87,130.78	87,484.34	353.56	665,165	0
DOYANG	10,020.70	10,026.24	5.55	9,644	0
KHANDONG	0.00	0.00	0.00	0	0
KOPILI	0.00	0.00	0.00	0	0
KOPILI-2	4,013.75	3,954.43	-59.32	0	144,715
LOKTAK	3,947.27	3,982.83	35.56	67,453	0
PARE	16,538.68	16,617.47	78.79	281,948	0
RANGANADI	44,241.38	44,537.26	295.89	358,452	0
KAMENG	99,407.62	100,073.38	665.76	3,630,708	0
<b>INTER- REGIONAL</b>					
ER	-40,146.45	47,532.65	87,679.09	466,613,314	0
NR	0.00	-84,791.56	-84,791.56	0	459,912,714
<b>TOTAL</b>				<b>490283778</b>	<b>489082212</b>


Pool Balance (B - A) :	-1201566
LEGEND :	In pool balance positive(+ve) means surplus in pool and negative(-ve) means deficit in pool

  
 (एच.एच.आइ.एम.एस./S. M. Aimal)  
 निदेशक/Director  
 उ.पु.से.वि.स./NERPC  
 विद्युत मंत्रालय/Min. of Power  
 भारत सरकार/Govt. of India  
 शिलांग/Shillong

**NERPC, SHILLONG**  
**Day-wise schedule, actual and Deviation charge statement**  
**From 17/07/2023 to 23/07/2023**


Page 2 of 4

Date	Constituents	Total Schedule (MWH)	Total Actual (MWH)	Deviation (MWH)	Receivable from the Deviation and Ancillary Service Pool Account(Rs)	Payable to the Deviation and Ancillary Service Pool Account(Rs)
17/07/2023	ARUNACHAL PRADESH	2529.90	2217.84	-312.06	1301231.00	274320.83
	ASSAM	30903.19	31080.05	176.86	1626287.00	2969751.78
	MANIPUR	2607.00	2586.78	-20.22	497437.65	552908.29
	MEGHALAYA	939.01	680.74	-258.27	746720.14	236100.93
	MIZORAM	1697.89	1482.95	-214.94	930069.50	0.00
	NAGALAND	2301.54	2191.14	-110.40	521564.24	31050.32
	TRIPURA	5790.83	5712.71	-78.11	821645.42	594796.02
	AGBPP	4044.66	4444.23	399.58	1561376.19	65862.07
	AGTCCPP	1727.76	1846.28	118.52	502103.20	26355.14
	BGTPP	13364.23	13290.42	-73.81	367593.77	664908.62
	BNC	28.29	23.16	-5.13	26700.62	12510.04
	PALATANA	12544.33	12594.56	50.23	95073.03	0.00
	DOYANG	1307.35	1311.24	3.89	19863.23	9156.57
	KHANDONG	0.00	0.00	0.00	0.00	0.00
	KOPILI	0.00	0.00	0.00	0.00	0.00
	KOPILI-2	456.95	461.24	4.29	13521.13	4599.63
	LOKTAK	774.75	775.94	1.19	22397.14	26431.84
	PARE	2813.36	2817.96	4.60	20828.46	7542.40
	RANGANADI	9691.35	9796.64	105.29	147295.56	29.46
	KAMENG	14399.76	14501.16	101.40	595028.84	0.00
ER	-13891.79	-2140.14	11751.64	63794588.17	0.00	
NR	0.00	-12130.62	-12130.62	0.00	66918164.96	
18/07/2023	ARUNACHAL PRADESH	2583.62	2245.90	-337.72	1473522.49	64705.27
	ASSAM	35210.08	36070.11	860.03	310295.47	4856823.82
	MANIPUR	2687.07	2663.99	-23.08	339480.95	387198.38
	MEGHALAYA	930.55	671.01	-259.54	597649.26	89506.69
	MIZORAM	1627.67	1488.77	-138.90	521281.67	77722.46
	NAGALAND	2567.75	2476.15	-91.60	444289.81	26000.86
	TRIPURA	5920.16	5954.43	34.27	979630.54	1017099.74
	AGBPP	4010.04	4269.51	259.47	1161777.66	495928.18
	AGTCCPP	1740.46	1820.69	80.23	326042.48	451.15
	BGTPP	12488.65	12341.37	-147.28	299943.00	772243.95
	BNC	28.22	26.09	-2.13	19190.23	15229.96
	PALATANA	11990.47	12050.33	59.87	117637.20	707.38
	DOYANG	1468.80	1472.12	3.32	13520.10	2315.40
	KHANDONG	0.00	0.00	0.00	0.00	0.00
	KOPILI	0.00	0.00	0.00	0.00	0.00
	KOPILI-2	592.80	588.07	-4.73	558.37	8203.39
	LOKTAK	774.75	780.34	5.59	18013.19	3604.41
	PARE	2832.00	2838.04	6.04	16141.97	48.06
	RANGANADI	9725.02	9766.02	41.00	61422.73	4523.34
	KAMENG	13949.79	14048.29	98.50	511539.62	1668.94
ER	-7789.35	5134.08	12923.44	63257902.42	0.00	
NR	0.00	-12129.89	-12129.89	0.00	61789273.80	
19/07/2023	ARUNACHAL PRADESH	2402.04	2545.47	143.43	152309.84	938675.63
	ASSAM	38425.75	39053.24	627.49	469891.11	4825204.11
	MANIPUR	2810.87	2812.72	1.84	252186.76	344577.26
	MEGHALAYA	637.81	502.45	-135.36	423747.12	253805.81
	MIZORAM	1636.82	1511.22	-125.61	541663.81	33132.99
	NAGALAND	2637.60	2552.41	-85.20	412167.59	97850.15
	TRIPURA	5722.57	5867.83	145.25	589380.70	1494756.82
	AGBPP	4385.49	4673.18	287.68	1084454.70	15851.88
	AGTCCPP	1866.73	1923.70	56.97	279197.59	70053.97
	BGTPP	12115.37	11994.22	-121.15	329691.06	799965.05
	BNC	28.28	27.97	-0.31	12882.20	16832.54
	PALATANA	12531.05	12569.94	38.90	75755.16	156.72
	DOYANG	1465.60	1460.49	-5.11	3392.78	24071.21
	KHANDONG	0.00	0.00	0.00	0.00	0.00
	KOPILI	0.00	0.00	0.00	0.00	0.00
	KOPILI-2	592.80	590.84	-1.96	2572.14	4434.45
	LOKTAK	774.75	789.56	14.81	26857.07	972.89
	PARE	2608.32	2614.35	6.03	85204.08	49640.37
	RANGANADI	6188.00	6250.62	62.62	96183.19	9639.31
	KAMENG	14399.76	14462.25	62.49	283656.86	0.00
ER	-3156.69	11036.71	14193.40	73222940.54	0.00	
NR	0.00	-12126.69	-12126.69	0.00	64350126.90	

  
 दिरेक्टर/Director  
 उ.पु.से.वि.स./NERPC  
 सिंधुत मंत्रालय/Min. of Power  
 भारत सरकार/Govt. of India  
 शिलांग/Shillong

**NERPC, SHILLONG**  
**Day-wise schedule, actual and Deviation charge statement**  
**From 17/07/2023 to 23/07/2023**

Date	Constituents	Total Schedule (MWH)	Total Actual (MWH)	Deviation (MWH)	Receivable from the Deviation and Ancillary Service Pool Account(Rs)	Payable to the Deviation and Ancillary Service Pool Account(Rs)
20/07/2023	ARUNACHAL PRADESH	2359.81	2553.04	193.23	704366.17	1365816.59
	ASSAM	39774.81	40301.72	526.90	1709818.99	5928185.20
	MANIPUR	2692.07	2697.81	5.74	604214.59	577454.43
	MEGHALAYA	408.56	361.40	-47.16	496225.39	365489.66
	MIZORAM	1671.31	1518.33	-152.99	948727.59	96237.84
	NAGALAND	2639.27	2502.62	-136.65	642243.88	35248.60
	TRIPURA	5763.86	5904.26	140.41	626034.58	1262758.33
	AGBPP	4508.87	4837.01	328.14	1230895.35	28406.95
	AGTCCPP	1923.85	1972.71	48.86	220546.56	26490.01
	BGTPP	14465.61	14192.01	-273.60	249385.42	1295978.72
	BNC	28.03	28.54	0.51	12328.21	17628.71
	PALATANA	12354.63	12405.02	50.40	92901.89	60.53
	DOYANG	1454.05	1453.67	-0.38	5636.93	8929.80
	KHANDONG	0.00	0.00	0.00	0.00	0.00
	KOPILI	0.00	0.00	0.00	0.00	0.00
	KOPILI-2	592.80	593.25	0.45	4576.79	2579.34
	LOKTAK	496.51	505.20	8.70	27498.41	6310.26
	PARE	2270.00	2290.24	20.24	95771.08	32275.49
	RANGANADI	4803.00	4837.38	34.38	56075.32	6188.25
	KAMENG	14399.76	14487.13	87.37	508179.43	0.00
ER	-1956.05	11817.02	13773.06	76320863.34	0.00	
NR	0.00	-12126.11	-12126.11	0.00	72060051.13	
21/07/2023	ARUNACHAL PRADESH	2267.56	2536.78	269.22	267716.83	2654152.19
	ASSAM	34205.10	34105.80	-99.30	4706218.58	3661902.37
	MANIPUR	2590.73	2677.73	87.00	60485.51	646650.65
	MEGHALAYA	377.27	266.22	-111.06	793182.25	1185879.94
	MIZORAM	1566.48	1386.13	-180.35	867229.03	32584.84
	NAGALAND	2729.39	2648.73	-80.65	478423.26	56602.56
	TRIPURA	5449.79	5446.45	-3.35	1110004.58	1062590.12
	AGBPP	4364.13	4875.96	511.83	1729291.39	517.81
	AGTCCPP	1765.47	1862.36	96.89	325261.54	86338.71
	BGTPP	15855.86	15756.07	-99.79	123897.03	552972.04
	BNC	28.28	25.85	-2.43	22192.47	16357.09
	PALATANA	12557.45	12611.25	53.80	105476.16	0.00
	DOYANG	1452.00	1450.66	-1.34	4349.62	8741.23
	KHANDONG	0.00	0.00	0.00	0.00	0.00
	KOPILI	0.00	0.00	0.00	0.00	0.00
	KOPILI-2	592.80	598.37	5.57	10413.35	691.90
	LOKTAK	496.51	488.80	-7.70	12535.53	26818.83
	PARE	2007.50	2040.92	33.42	125462.79	20624.82
	RANGANADI	4558.00	4573.14	15.14	62609.89	33433.88
	KAMENG	14399.79	14484.87	85.09	526669.92	0.00
ER	-7290.05	4058.21	11348.26	67324484.95	0.00	
NR	0.00	-12125.67	-12125.67	0.00	72024833.04	
22/07/2023	ARUNACHAL PRADESH	2328.37	2359.18	30.81	640740.56	1278163.38
	ASSAM	36418.08	36674.06	255.98	1783779.23	4556902.54
	MANIPUR	2596.71	2761.98	165.27	310788.02	1268013.35
	MEGHALAYA	269.75	245.85	-23.90	419526.13	1214083.30
	MIZORAM	1604.81	1600.17	-4.64	285055.79	188254.91
	NAGALAND	2566.94	2493.71	-73.23	402468.97	112096.28
	TRIPURA	5556.46	5818.12	261.66	370936.66	1904672.42
	AGBPP	4411.40	4801.65	390.24	1246733.31	20960.52
	AGTCCPP	1825.65	1893.10	67.45	243900.60	24098.34
	BGTPP	13193.08	13102.14	-90.94	311584.42	620701.32
	BNC	26.64	27.83	1.19	8029.15	17318.87
	PALATANA	12380.60	12427.09	46.49	83835.83	0.00
	DOYANG	1442.60	1440.22	-2.38	6274.31	13002.61
	KHANDONG	0.00	0.00	0.00	0.00	0.00
	KOPILI	0.00	0.00	0.00	0.00	0.00
	KOPILI-2	592.80	590.18	-2.62	5301.45	7591.92
	LOKTAK	315.01	316.32	1.31	3267.83	4643.59
	PARE	1732.50	1741.28	8.77	74906.16	38124.40
	RANGANADI	4008.00	4022.19	14.19	72150.13	127079.27
	KAMENG	13458.99	13565.82	106.83	644381.91	70962.81
ER	-1162.25	11492.82	12655.07	69589170.77	0.00	
NR	0.00	-12125.82	-12125.82	0.00	67606631.50	

  
 (S.M. AIMO) (S.M. Aimo)  
 Director/Director  
 उद्योग विभाग/NERPC  
 किराचु संसद/Min. of Power  
 भारत सरकार/Govt. of India  
 शिलांग/Shillong


**NERPC, SHILLONG**  
**Day-wise schedule, actual and Deviation charge statement**  
**From 17/07/2023 to 23/07/2023**

Page 4 of 4

Date	Constituents	Total Schedule (MWH)	Total Actual (MWH)	Deviation (MWH)	Receivable from the Deviation and Ancillary Service Pool Account(Rs)	Payable to the Deviation and Ancillary Service Pool Account(Rs)
23/07/2023	ARUNACHAL PRADESH	2499.65	2184.15	-315.49	932101.65	142543.48
	ASSAM	33636.32	33778.01	141.68	1101662.81	2975024.44
	MANIPUR	2744.47	2706.13	-38.34	568737.80	262543.29
	MEGHALAYA	578.07	513.29	-64.77	447034.43	1139293.61
	MIZORAM	1566.93	1263.09	-303.84	837798.05	2507.18
	NAGALAND	2473.65	2176.17	-297.48	774227.08	12996.52
	TRIPURA	5508.79	5863.90	355.11	172789.71	2132790.09
	AGBPP	4061.10	4482.86	421.75	1485591.93	631.98
	AGTCCPP	1620.22	1728.27	108.05	348924.47	40367.20
	BGTTP	12356.78	12362.18	5.40	685186.40	607933.10
	BNC	28.08	26.25	-1.83	15118.27	12178.75
	PALATANA	12772.26	12826.14	53.88	95813.62	403.31
	DOYANG	1430.30	1437.84	7.54	24446.90	1623.08
	KHANDONG	0.00	0.00	0.00	0.00	0.00
	KOPILI	0.00	0.00	0.00	0.00	0.00
	KOPILI-2	592.80	532.48	-60.32	3238.62	156796.77
	LOKTAK	315.01	326.67	11.66	27217.63	1551.53
	PARE	2275.00	2274.68	-0.32	57759.10	45870.47
	RANGANADI	5268.00	5291.27	23.27	63827.19	20218.21
	KAMENG	14399.77	14523.85	124.08	633883.53	0.00
ER	-4900.27	6133.96	11034.23	53103363.94	0.00	
NR	0.00	-12026.76	-12026.76	0.00	55163632.41	

**SUMMARY OF WEEKLY DEVIATION CHARGES**

	Constituents	Total Schedule (MWH)	Total Actual (MWH)	Deviation (MWH)	Receivable from the Deviation and Ancillary Service Pool Account(Rs)	Payable to the Deviation and Ancillary Service Pool Account(Rs)
<b>FOR THE WEEK FROM 17/07/2023 TO 23/07/2023</b>	ARUNACHAL PRADESH	16970.94	16642.35	-328.59	5471988.54	6718377.38
	ASSAM	248573.34	251062.99	2489.65	11707953.19	29773794.26
	MANIPUR	18728.92	18907.13	178.21	2633331.29	4039345.64
	MEGHALAYA	4141.02	3240.95	-900.07	3924084.72	4484159.94
	MIZORAM	11371.92	10250.65	-1121.27	4931825.45	430440.21
	NAGALAND	17916.14	17040.94	-875.21	3675384.84	371845.29
	TRIPURA	39712.46	40567.70	855.24	4670422.19	9469463.54
	AGBPP	29785.70	32384.39	2598.69	9500120.55	628159.39
	AGTCCPP	12470.15	13047.12	576.97	2245976.44	274154.52
	BGTTP	93839.58	93038.41	-801.16	2367281.11	5314702.81
	BNC	195.82	185.70	-10.13	116441.16	108055.96
	PALATANA	87130.78	87484.34	353.56	666492.90	1327.94
	DOYANG	10020.70	10026.24	5.55	77483.88	67839.90
	KHANDONG	0.00	0.00	0.00	0.00	0.00
	KOPILI	0.00	0.00	0.00	0.00	0.00
	KOPILI-2	4013.75	3954.43	-59.32	40181.85	184897.41
	LOKTAK	3947.27	3982.83	35.56	137786.80	70333.34
	PARE	16538.68	16617.47	78.79	476073.63	194126.01
	RANGANADI	44241.38	44537.26	295.89	559564.01	201111.73
	KAMENG	99407.62	100073.38	665.76	3703340.11	72631.75
ER	-40146.45	47532.65	87679.09	466613314.14	0.00	
NR	0.00	-84791.56	-84791.56	0.00	459912713.74	

  
 (S.M. Aimal) S.M. Aimal  
 Director/Director  
 2. डू से रि. स. /NERPC  
 विद्युत मंत्रालय/Min. of Power  
 भारत सरकार/Govt. of India  
 शिल्लॉंग/Shillong