



Government of India  
Ministry of Power  
North Eastern Regional Power Committee  
Lapalang, Shillong 793006

No. NERPC/COM/ REA/2022/8262-8300  
सेवा में / To,

Dt: 02 November 2022

संलग्न सूची के अनुसार  
As per list enclosed.

**Sub: Provisional Regional Energy Accounts (REA) for October 2022 – reg.**

सर/मैडम,  
Sir/Madam.

A copy of Provisional Regional Energy Accounts (REA) for the month of October 2022 is enclosed herewith for necessary action. The REA has been prepared in accordance with the CERC's Tariff Regulation, 2019-2024. The REA is also available on NERPC website [www.nerpc.gov.in](http://www.nerpc.gov.in).

Constituents may send their observation/ comments, if any on the same within 15 days from the date of issue of the account. In case no communication is received from constituents, the REA as issued would be treated as final REA. This REA also includes Bilateral Exchanges.

Enclosed - As above.

भवदीय / Yours faithfully,

(एस. एम. आइमोल / S. M. Aimol)

निदेशक / Director

अधीक्षण अभियंता / Superintending Engineer  
वाणिज्य / Commercial

List of Addressees:

1. CMD, TSECL, Bidyut Bhawan, Agartala – 799 001
2. Director (Distribution), MePDCL, Lumjingshai, S.R. Road, Shillong – 793 001
3. Engineer-in-Chief (P&E), P&E Dept., Govt. of Mizoram, Aizawl – 796 001
4. Chief General Manager (Comml), APDCL, Bijulee Bhawan, Paltan Bazar, Guwahati – 781 001
5. Chief Engineer (Comm), Dept. of Power, Govt. of Arunachal Pradesh, Itanagar – 791 111
6. Managing Director, MSPDCL, Keishampat, Imphal-795 001.
7. E-in-C, Dept. of Power, Govt. of Nagaland, Kohima – 797 001
8. Chief Engineer, Loktak HE Project, Vidyut Vihar, Komkeirap, Manipur – 795 124
9. Executive Director (Comml.), NEEPCO Ltd., Lower New Colony, Shillong – 793 003
10. Executive Director, NERTS, POWERGRID, Lapalang, Shillong – 793 006
11. Managing Director, OTPC, Core 4 & Central, 10th Floor, SCOPE Minar, Laxmi Nagar, Delhi – 110092
12. GM (Comml.), NTPC, 3<sup>rd</sup> Floor OLIC building, Plot No.N.17/2, Nayapalli, Bhubaneshwar-12
13. CE (G. M.), CEA, SewaBhawan, R.K.Puram, New Delhi – 110 066.
14. G. M., NERLDC, Lower Nongrah, Dongtich, Lapalang, Shillong - 6.
15. C.G.M (SLDC ) AEGCL, Kahelipara, Guwahati.
16. Gen. Manager (Comml.), NHPC Ltd., NHPC Office complex, Sector –33, Faridabad-121003.
17. G.M (Commercial) APDCL, Bijulee Bhawan, Paltan Bazar, Guwahati - 781 001.
18. General Manager, Ranganadi HEP, NEEPCO, Yazlee, Ar. Pradesh
19. Project Manager, Doyang HEP, NEEPCO, Nagaland
20. Project Manager, AGBPP, NEEPCO Ltd., No. –III, Vill. Bokuloni, Dibrugarh, Assam.
21. Project Manager, AGTPP, NEEPCO Ltd., Ramchandranagar, Agartala, Tripura West- 799008.
22. Dy. G. M (Elect.), Kopili HEP, NEEPCO Ltd., Umrangso, N.C. Hills, Assam.
23. Supdt. Engr. (System Management) MeECL, Lumjingshai, Short Round Road, Shillong.
24. Supdt. Engr. (Commercial) Deptt. of Electricity, Govt.of Manipur, Keisampet, Imphal. 795001
25. Executive Engineer, MSLDC, P & E Dept., Chaltlang, Aizawl- 796012.
26. Supdt. Engr. Dimapur Sub-station Deptt. of Power, Govt.of Nagaland, Dimapur.
27. Dy. G. M. (Commercial) NERTS, Lower Nongrah, Dongtich, Lapalang, Shillong - 6.
28. Dy. General Manager (ER), POWERGRID, Boring Road, Alankar Place, Patna - 800 001
29. DGM (Comml), OTPC, Core 4 & Central, 10th Floor, SCOPE Minar, Laxmi Nagar, Delhi – 110092
30. DGM (Comml.), NTPC, 3<sup>rd</sup> Floor OLIC building, Plot No.N.17/2, Nayapalli, Bhubaneshwar-12
31. AGM (Comml.), NTPC, Bongaigaon Thermal Power Project, P.O Salakati, Kokrajhar-783369
32. Addl. General Manager,Comml & Sys.Opn., TSECL,Banamalipur,Agartala.-799001.
33. Ex. Engr., SLDC, Deptt. of Power, Itanagar, Ar. Pradesh – 791 111
34. CEO, NVVN Ltd., 7<sup>th</sup> Floor, Scope Complex, Lodhi Road, N.Delhi- 110 003
35. Power Trading Corpn. of India Ltd., 2<sup>nd</sup> Floor, NBCC Tower, 15-Bhikaji Cama Place, New Delhi – 66.
36. Member Secretary, NRPC,18-A,Shaheed Jeet Singh Marg,Katwaria Sarai, NewDelhi-110016.
37. Member Secretary, ERPC,14, Golf Club Road, Kolkata- 700 033.
38. Member Secretary, WRPC, Plot No F-3,MIDC Area, Opp Seepz,Marol,Andheri (E), Mumbai-400 093.
39. Member Secretary, SRPC, 29, Race Course Road, Bangalore- 560009.



(एस. एम. आइमोल / S. M. Aimol)

निदेशक / Director


अधीक्षण अभियंता / Superintending Engineer

वाणिज्य / Commercial

**NORTH EASTERN REGIONAL POWER COMMITTEE, SHILLONG**  
**REGIONAL ENERGY ACCOUNT FOR THE MONTH OF October-2022**

<b>RANGANADI</b>			
Sr. No.	Details	Units	Figure
1	Installed Capacity	MW	405
2	Auxiliary Energy Consumption (AUX)	in %	1
3	Normative Plant Availability Factor (NAPAF)	in %	88
4	Annual Design Energy (DE)	GWh	1293.73 #
5	Free Energy for Home State (FEHS)	in %	12
6	Annual Saleable Energy	MU	1138.4824
7	Annual Fixed Charges	in ₹ Cr.	272.6449 #
8	Energy Charge Rate (ECR) on ex-PP basis	KWh	1.209
9	Scheduled energy (ex-bus) for the month	KWh	168311440.1
10	Free Energy (ex-PP) of the month	KWh	20197372.81
11	Saleable Energy (ex-PP) of the month	KWh	148114067.3
12	Total Energy Charge payable for the month	in ₹	179143962
13	Cumulative scheduled energy including current month	MWh	1100304.752
14	Plant Availability Factor achieved during the month (PAFM)	in %	100.1975148
15	Cumulative Plant Availability Factor achieved upto the month	in %	98.35752238
16	Capacity charge inclusive of incentive payable for the month	in ₹	131828857.9


<b>BILLING STATEMENT</b>					
Beneficiaries	Share allocation for the current month (%)	Capacity Charge Payable by beneficiaries (in ₹)	Drawal Schedule of Beneficiaries MWH	Billing Schedule of Beneficiaries MWH	Energy Charge payable by beneficiaries in ₹
ARUNACHAL PRADESH	18.4620	24338243.7488	31125.6080	10928.2352	13217700.3025
ASSAM	43.3280	57118807.5587	72672.3886	72672.3886	87897252.8787
HVDC BNC	0.0000	0.0000	0.0000	0.0000	0.0000
MANIPUR	8.3730	11038030.2735	14122.6840	14122.6840	17081386.0800
MEGHALAYA	11.5050	15166910.1035	19395.7378	19395.7378	23459144.5951
MIZORAM	5.7000	7514244.9013	9593.7521	9593.7521	11603643.0441
NAGALAND	5.3350	7033069.5699	8947.9087	8947.9087	10822495.4526
TRIPURA	7.2970	9619551.7623	12453.3608	12453.3608	15062339.6481
REG MEGHALAYA			0.0000		
TOTAL	100.0000	131828857.9179	168311.4401	148114.0673	179143962.0011

  
 (एस.एम.आइमोल/S.M.Aimal)  
 निदेशक/Director  
 उ.पू.वे.वि.स./NERPC  
 विद्युत मंत्रालय/Min. of Power  
 भारत सरकार/Govt. of India  
 शिलांग/Shillong

**NORTH EASTERN REGIONAL POWER COMMITTEE, SHILLONG**  
**REGIONAL ENERGY ACCOUNT FOR THE MONTH OF October-2022**

LOKTAK			
Sr. No.	Details	Units	Figure
1	Installed Capacity	MW	105
2	Auxiliary Energy Consumption (AUX)	in %	1.2
3	Normative Plant Availability Factor (NAPAF)	in %	88
4	Annual Design Energy (DE)	GWh	448 #
5	Free Energy for Home State (FEHS)	in %	12
6	Annual Saleable Energy	MU	394.24
7	Annual Fixed Charges	in ₹ Cr.	150.2829 #
8	Energy Charge Rate (ECR) on ex-PP basis	KWh	1.929
9	Scheduled energy (ex-bus) for the month	KWh	38939837.74
10	Free Energy (ex-PP) of the month	KWh	4672780.528
11	Saleable Energy (ex-PP) of the month	KWh	34267057.21
12	Total Energy Charge payable for the month	in ₹	66105675.93
13	Cumulative scheduled energy including current month	MWh	386839.0136
14	Plant Availability Factor achieved during the month (PAFM)	in %	101.2145749
15	Cumulative Plant Availability Factor achieved upto the month	in %	97.58850757
16	Capacity charge inclusive of incentive payable for the month	in ₹	73402150.54


BILLING STATEMENT					
Beneficiaries	Share allocation for the current month (%)	Capacity Charge Payable by beneficiaries (in ₹)	Drawal Schedule of Beneficiaries MWH	Billing Schedule of Beneficiaries MWH	Energy Charge payable by beneficiaries in ₹
ARUNACHAL PRADESH	4.9434	3628553.3504	1940.4014	1940.4014	3743290.4725
ASSAM	29.4467	21614476.8095	11391.9365	11391.9365	21976548.9345
HVDC BNC	0.0000	0.0000	0.0000	0.0000	0.0000
MANIPUR	30.1170	22106537.9101	11736.6078	7063.8273	13627055.1855
MEGHALAYA	12.3881	9093107.3444	4832.9836	4832.9836	9323463.1457
MIZORAM	5.0247	3688201.1564	1956.5904	1956.5904	3774521.2055
NAGALAND	6.4292	4719195.5266	2494.4426	2494.4426	4812108.9309
TRIPURA	11.6510	8552078.4434	4586.8754	4586.8754	8848688.0545
REG MEGHALAYA			0.0000		
TOTAL	100.0000	73402150.5408	38939.8377	34267.0572	66105675.9292

  
 (एस.एम.आइमोय/S.M.Airmoi)  
 निदेशक/Director  
 उ.पू.श्रे.वि.स./NERPC  
 विद्युत मंत्रालय/Min. of Power  
 भारत सरकार/Govt. of India  
 शिलांग/Shillong

**NORTH EASTERN REGIONAL POWER COMMITTEE, SHILLONG**  
**REGIONAL ENERGY ACCOUNT FOR THE MONTH OF October-2022**

<b>KHANDONG</b>			
Sr. No.	Details	Units	Figure
1	Installed Capacity	MW	50
2	Auxiliary Energy Consumption (AUX)	in %	1.2
3	Normative Plant Availability Factor (NAPAF)	in %	67
4	Annual Design Energy (DE)	GWh	277.61 #
5	Free Energy for Home State (FEHS)	in %	12
6	Annual Saleable Energy	MU	244.2968
7	Annual Fixed Charges	in ₹ Cr.	40.4858 #
8	Energy Charge Rate (ECR) on ex-PP basis	KWh	1.021
9	Scheduled energy (ex-bus) for the month	KWh	0
10	Free Energy (ex-PP) of the month	KWh	0
11	Saleable Energy (ex-PP) of the month	KWh	0
12	Total Energy Charge payable for the month	in ₹	0
13	Cumulative scheduled energy including current month	MWh	0
14	Plant Availability Factor achieved during the month (PAFM)	in %	0
15	Cumulative Plant Availability Factor achieved upto the month	in %	0
16	Capacity charge inclusive of incentive payable for the month	in ₹	0


<b>BILLING STATEMENT</b>					
Beneficiaries	Share allocation for the current month (%)	Capacity Charge Payable by beneficiaries (in ₹)	Drawal Schedule of Beneficiaries MWH	Billing Schedule of Beneficiaries MWH	Energy Charge payable by beneficiaries in ₹
ARUNACHAL PRADESH	4.1940	0.0000	0.0000	0.0000	0.0000
ASSAM	56.2850	0.0000	0.0000	0.0000	0.0000
HVDC BNC	0.0000	0.0000	0.0000	0.0000	0.0000
MANIPUR	6.5550	0.0000	0.0000	0.0000	0.0000
MEGHALAYA	16.9050	0.0000	0.0000	0.0000	0.0000
MIZORAM	3.9400	0.0000	0.0000	0.0000	0.0000
NAGALAND	6.6530	0.0000	0.0000	0.0000	0.0000
TRIPURA	5.4680	0.0000	0.0000	0.0000	0.0000
REG MEGHALAYA			0.0000		
TOTAL	100.0000	0.0000	0.0000	0.0000	0.0000

  
 (एस.एम.आइमोल/S.M.Aimal)  
 निदेशक/Director  
 उ.पू.वे.सि/NERPC  
 विद्युत मंत्रालय/Min. of Power  
 भारत सरकार/Govt. of India  
 शिलांग/Shillong

**NORTH EASTERN REGIONAL POWER COMMITTEE, SHILLONG**  
**REGIONAL ENERGY ACCOUNT FOR THE MONTH OF October-2022**

KOPILI			
Sr. No.	Details	Units	Figure
1	Installed Capacity	MW	200
2	Auxiliary Energy Consumption (AUX)	in %	1.2
3	Normative Plant Availability Factor (NAPAF)	in %	69
4	Annual Design Energy (DE)	GWh	1186.14 #
5	Free Energy for Home State (FEHS)	in %	12
6	Annual Saleable Energy	MU	1043.803
7	Annual Fixed Charges	in ₹ Cr.	120.2764 #
8	Energy Charge Rate (ECR) on ex-PP basis	KWh	0.582
9	Scheduled energy (ex-bus) for the month	KWh	0
10	Free Energy (ex-PP) of the month	KWh	0
11	Saleable Energy (ex-PP) of the month	KWh	0
12	Total Energy Charge payable for the month	in ₹	0
13	Cumulative scheduled energy including current month	MWh	0
14	Plant Availability Factor achieved during the month (PAFM)	in %	0
15	Cumulative Plant Availability Factor achieved upto the month	in %	0
16	Capacity charge inclusive of incentive payable for the month	in ₹	0


BILLING STATEMENT					
Beneficiaries	Share allocation for the current month (%)	Capacity Charge Payable by beneficiaries (in ₹)	Drawal Schedule of Beneficiaries MWH	Billing Schedule of Beneficiaries MWH	Energy Charge payable by beneficiaries in ₹
ARUNACHAL PRADESH	5.1910	0.0000	0.0000	0.0000	0.0000
ASSAM	53.4550	0.0000	0.0000	0.0000	0.0000
HVDC BNC	0.0000	0.0000	0.0000	0.0000	0.0000
MANIPUR	7.3950	0.0000	0.0000	0.0000	0.0000
MEGHALAYA	17.3950	0.0000	0.0000	0.0000	0.0000
MIZORAM	4.6100	0.0000	0.0000	0.0000	0.0000
NAGALAND	6.1470	0.0000	0.0000	0.0000	0.0000
TRIPURA	5.8070	0.0000	0.0000	0.0000	0.0000
REG MEGHALAYA			0.0000		
TOTAL	100.0000	0.0000	0.0000	0.0000	0.0000

  
 (एस.एम.आइमोल/S.M.Aimal)  
 निदेशक/Director  
 उ.पू.वे.वि.स/NERPC  
 विद्युत मंत्रालय/Min. of Power  
 भारत सरकार/Govt. of India  
 शिलांग/Shillong

**NORTH EASTERN REGIONAL POWER COMMITTEE, SHILLONG**  
**REGIONAL ENERGY ACCOUNT FOR THE MONTH OF October-2022**

<b>KOPILI-2</b>			
Sr. No.	Details	Units	Figure
1	Installed Capacity	MW	25
2	Auxiliary Energy Consumption (AUX)	in %	1.2
3	Normative Plant Availability Factor (NAPAF)	in %	69
4	Annual Design Energy (DE)	GWh	86.3 #
5	Free Energy for Home State (FEHS)	in %	12
6	Annual Saleable Energy	MU	75.944
7	Annual Fixed Charges	in ₹ Cr.	12.2577 #
8	Energy Charge Rate (ECR) on ex-PP basis	KWh	0.815
9	Scheduled energy (ex-bus) for the month	KWh	0
10	Free Energy (ex-PP) of the month	KWh	0
11	Saleable Energy (ex-PP) of the month	KWh	0
12	Total Energy Charge payable for the month	in ₹	0
13	Cumulative scheduled energy including current month	MWh	0
14	Plant Availability Factor achieved during the month (PAFM)	in %	0
15	Cumulative Plant Availability Factor achieved upto the month	in %	0
16	Capacity charge inclusive of incentive payable for the month	in ₹	0


<b>BILLING STATEMENT</b>					
Beneficiaries	Share allocation for the current month (%)	Capacity Charge Payable by beneficiaries (in ₹)	Drawal Schedule of Beneficiaries MWH	Billing Schedule of Beneficiaries MWH	Energy Charge payable by beneficiaries in ₹
ARUNACHAL PRADESH	5.9920	0.0000	0.0000	0.0000	0.0000
ASSAM	52.3550	0.0000	0.0000	0.0000	0.0000
HVDC BNC	0.0000	0.0000	0.0000	0.0000	0.0000
MANIPUR	6.9450	0.0000	0.0000	0.0000	0.0000
MEGHALAYA	13.6750	0.0000	0.0000	0.0000	0.0000
MIZORAM	6.0400	0.0000	0.0000	0.0000	0.0000
NAGALAND	5.7350	0.0000	0.0000	0.0000	0.0000
TRIPURA	9.2580	0.0000	0.0000	0.0000	0.0000
REG MEGHALAYA			0.0000		
TOTAL	100.0000	0.0000	0.0000	0.0000	0.0000

  
 (एस.एम.आइमोल/S.M.Aimal)  
 निदेशक/Director  
 उ.पू.वे.वि.स./NERPC  
 विद्युत मंत्रालय/Min. of Power  
 भारत सरकार/Govt. of India  
 शिलांग/Shillong

**NORTH EASTERN REGIONAL POWER COMMITTEE, SHILLONG**  
**REGIONAL ENERGY ACCOUNT FOR THE MONTH OF October-2022**

<b>DOYANG</b>			
Sr. No.	Details	Units	Figure
1	Installed Capacity	MW	75
2	Auxiliary Energy Consumption (AUX)	in %	1.2
3	Normative Plant Availability Factor (NAPAF)	in %	70
4	Annual Design Energy (DE)	GWh	227.24 #
5	Free Energy for Home State (FEHS)	in %	12
6	Annual Saleable Energy	MU	199.9712
7	Annual Fixed Charges	in ₹ Cr.	133.3798 #
8	Energy Charge Rate (ECR) on ex-PP basis	KWh	2.738
9	Scheduled energy (ex-bus) for the month	KWh	20195924.9
10	Free Energy (ex-PP) of the month	KWh	2423510.988
11	Saleable Energy (ex-PP) of the month	KWh	17772413.92
12	Total Energy Charge payable for the month	in ₹	59990445.65
13	Cumulative scheduled energy including current month	MWh	146578.6379
14	Plant Availability Factor achieved during the month (PAFM)	in %	88.75538723
15	Cumulative Plant Availability Factor achieved upto the month	in %	67.42870836
16	Capacity charge inclusive of incentive payable for the month	in ₹	71816722.06


<b>BILLING STATEMENT</b>					
Beneficiaries	Share allocation for the current month (%)	Capacity Charge Payable by beneficiaries (in ₹)	Drawal Schedule of Beneficiaries MWH	Billing Schedule of Beneficiaries MWH	Energy Charge payable by beneficiaries in ₹
ARUNACHAL PRADESH	5.6940	4089244.1540	1394.1531	1394.1531	4705937.2715
ASSAM	56.5030	40578602.4645	8797.1835	8797.1835	29694725.7113
HVDC BNC	0.0000	0.0000	0.0000	0.0000	0.0000
MANIPUR	8.1050	5820745.3228	1594.6468	1594.6468	5382700.0157
MEGHALAYA	11.8150	8485145.7112	2319.6806	2319.6806	7830037.7032
MIZORAM	5.4100	3885284.6633	1060.2861	1060.2861	3578975.4726
NAGALAND	5.8050	4168960.7155	3622.7130	1199.2020	4047883.5343
TRIPURA	6.6680	4788739.0268	1407.2619	1407.2619	4750185.9390
REG MEGHALAYA			0.0000		
TOTAL	100.0000	71816722.0581	20195.9249	17772.4139	59990445.6477

  
 (एस.एम.आइमोल/S.M.Aimal)  
 निदेशक/Director  
 उ.पू.श्रे.वि.स./NERPC  
 विद्युत मंत्रालय/Min. of Power  
 भारत सरकार/Govt. of India  
 शिलांग/Shillong

**NORTH EASTERN REGIONAL POWER COMMITTEE, SHILLONG**  
**REGIONAL ENERGY ACCOUNT FOR THE MONTH OF October-2022**

PARE			
Sr. No.	Details	Units	Figure
1	Installed Capacity	MW	110
2	Free Energy for Home State (FEHS)	in %	13
3	Scheduled energy (ex-bus) for the month	KWh	67226712.58
4	Free Energy (ex-PP) of the month	KWh	8739472.635
5	Saleable Energy (ex-PP) of the month	KWh	58487239.94
6	Cumulative scheduled energy including current month	MWh	419886.2276
7	Plant Availability Factor achieved during the month (PAFM)	in %	105.3106486
8	Cumulative Plant Availability Factor achieved upto the month	in %	104.0437673


BILLING STATEMENT			
Beneficiaries	Share allocation for the current month (%)	Drawal Schedule of Beneficiaries MWH	Billing Schedule of Beneficiaries MWH
ARUNACHAL PRADESH	18.8725	12694.4184	3954.9458
ASSAM	40.5100	27199.5012	27199.5012
HVDC BNC	0.0000	0.0000	0.0000
MANIPUR	8.3550	5620.9431	5620.9431
MEGHALAYA	13.3300	8965.4720	8965.4720
MIZORAM	5.7650	3875.6200	3875.6200
NAGALAND	5.4000	3626.0912	3626.0912
TRIPURA	7.7675	5244.6667	5244.6667
REG MEGHALAYA		0.0000	
TOTAL	100.0000	67226.7126	58487.2399

  
 (एस.एम.आइमोल/S.M. Aimal)  
 निदेशक/Director  
 उ.पू.वे.वि.स./NERPC  
 विद्युत मंत्रालय/Min. of Power  
 भारत सरकार/Govt. of India  
 शिलांग/Shillong

**NORTH EASTERN REGIONAL POWER COMMITTEE, SHILLONG**  
**REGIONAL ENERGY ACCOUNT FOR THE MONTH OF October-2022**

<b>KAMENG</b>			
<b>Sr. No.</b>	<b>Details</b>	<b>Units</b>	<b>Figure</b>
1	Installed Capacity	MW	600
2	Free Energy for Home State (FEHS)	in %	12
3	Scheduled energy (ex-bus) for the month	KWh	354803620
4	Free Energy (ex-PP) of the month	KWh	42576434.4
5	Saleable Energy (ex-PP) of the month	KWh	312227185.6
6	Cumulative scheduled energy including current month	MWh	907331.6927
7	Plant Availability Factor achieved during the month (PAFM)	in %	96.83405163
8	Cumulative Plant Availability Factor achieved upto the month	in %	79.77742253

<b>BILLING STATEMENT</b>			
<b>Beneficiaries</b>	<b>Share allocation for the current month (%)</b>	<b>Drawal Schedule of Beneficiaries MWH</b>	<b>Billing Schedule of Beneficiaries MWH</b>
ARUNACHAL PRADESH	13.8333	49143.7800	6567.3456
ASSAM	10.8333	38486.0925	38486.0925
HVDC BNC	0.0000	0.0000	0.0000
MANIPUR	0.0000	0.0000	0.0000
MEGHALAYA	2.5000	8881.4062	8881.4062
MIZORAM	0.0000	0.0000	0.0000
NAGALAND	1.5000	5328.8438	5328.8438
TRIPURA	0.0000	0.0000	0.0000
GOA	0.3333	0.0000	0.0000
HARYANA	2.1667	7697.2200	7697.2200
UTTAR PRADESH	9.1667	32565.1575	32565.1575
CHATTISGARH	2.1667	7697.2200	7697.2200
TAMIL NADU	0.0000	0.0000	0.0000
UTTRAKHAND	0.0000	0.0000	0.0000
REG MEGHALAYA	0.0000	0.0000	0.0000
MERCHANT POWER	57.5000	205003.8999	205003.8999
TOTAL	100.0000	354803.6200	312227.1856


  
 (एस.एम.आइमोल/S.M.Aimol)  
 निदेशक/Director  
 उ.पू.वे.स./NERPC  
 विद्युत मंत्रालय/Min. of Power  
 भारत सरकार/Govt. of India  
 शिलांग/Shillong

**NORTH EASTERN REGIONAL POWER COMMITTEE, SHILLONG**  
**REGIONAL ENERGY ACCOUNT FOR THE MONTH OF October-2022**

<b>AGBPP</b>			
Sr. No.	Details	Units	Figure
1	Plant Availability Factor (PEAK) (PAFMp) for current month	in %	62.25
2	Plant Availability Factor (OFF-PEAK) (PAFMop) for current month	in %	66.17
3	Cum. Plant Availability Factor (PEAK) upto current (Cum. PAFp) for High Demand Season	in %	70.51
4	Cum. Plant Availability Factor (OFF-PEAK) upto current (Cum. PAFop) for High Demand Season	in %	72.01
5	Cum. Plant Availability Factor (PEAK) upto current month (Cum. PAFp) for Low Demand Season	in %	69.89
6	Cum. Plant Availability Factor (OFF-PEAK) upto current month (Cum. PAFop) for Low Demand Season	in %	71.82
7	Normative Plant Availability Factor (NAPAF)	in %	72.00
8	Plant Load Factor for current month	in %	52.99
9	Cum. Plant Load Factor upto current month	in %	64.58
10	NAPLF	in %	85.00

<b>BILLING STATEMENT</b>					
Beneficiaries	Wt.	Schedule Energy for current month (MWh)	Cum. Schedule Energy upto current month (MWh)	Unrequisitioned Energy for current month (MWh)	Cum. Unrequisitioned Energy upto current month (MWh)
ARUNACHAL PRADESH	5.6940	4945.5357	53930.7254	2902.1301	5529.3902
ASSAM	56.5030	64210.0996	546858.0968	13770.4699	44968.1545
HVDC BNC	0.0000	0.0000	0.0000	0.0000	0.0000
MANIPUR	8.1050	10502.5784	81714.6802	1233.6544	4075.8806
MEGHALAYA	11.8150	15861.3671	120575.7247	437.6101	2947.3637
MIZORAM	5.4100	1366.7259	39096.1753	6115.7541	17566.5457
NAGALAND	5.8050	5160.4248	50228.6953	2848.6631	10386.8667
TRIPURA	6.6680	10024.0669	76671.6156	352.4664	859.8205
REG MEGHALAYA		0.0000			
TOTAL	100.0000	112070.7984	969075.7134	27660.7480	86334.0219

<b>RRAS(MWH)</b>	
RRAS UP	1446.94
RRAS DOWN	2091.48


  
 (एस.एम.आइमोल/S.M.Aimal)  
 निदेशक/Director  
 उ.पू.वे.बि.स./NERPC  
 विद्युत मंत्रालय/Min. of Power  
 भारत सरकार/Govt. of India  
 शिलांग/Shillong

**NORTH EASTERN REGIONAL POWER COMMITTEE, SHILLONG**  
**REGIONAL ENERGY ACCOUNT FOR THE MONTH OF October-2022**

<b>AGTCCPP</b>			
Sr. No.	Details	Units	Figure
1	Plant Availability Factor (PEAK) (PAFMp) for current month	in %	92.65
2	Plant Availability Factor (OFF-PEAK) (PAFMop) for current month	in %	94.42
3	Cum. Plant Availability Factor (PEAK) upto current (Cum. PAFp) for High Demand Season	in %	82.93
4	Cum. Plant Availability Factor (OFF-PEAK) upto current (Cum. PAFop) for High Demand Season	in %	83.18
5	Cum. Plant Availability Factor (PEAK) upto current month (Cum. PAFp) for Low Demand Season	in %	82.46
6	Cum. Plant Availability Factor (OFF-PEAK) upto current month (Cum. PAFop) for Low Demand Season	in %	83.40
7	Normative Plant Availability Factor (NAPAF)	in %	85.00
8	Plant Load Factor for current month	in %	72.77
9	Cum. Plant Load Factor upto current month	in %	73.03
10	NAPLF	in %	85.00

<b>BILLING STATEMENT</b>					
Beneficiaries	Wt.	Schedule Energy for current month (MWh)	Cum. Schedule Energy upto current month (MWh)	Unrequisitioned Energy for current month (MWh)	Cum. Unrequisitioned Energy upto current month (MWh)
ARUNACHAL PRADESH	6.7020	4363.4151	33786.9535	1548.5075	2076.6668
ASSAM	43.7200	28576.8333	207736.5969	10032.5008	26720.4306
HVDC BNC	0.0000	0.0000	0.0000	0.0000	0.0000
MANIPUR	8.2250	6943.2373	43367.5137	531.3869	1032.7896
MEGHALAYA	12.6330	10744.4102	66401.0141	399.1577	1228.3720
MIZORAM	6.0000	1178.9598	23240.1511	4129.9760	8939.0310
NAGALAND	5.7370	2978.4718	25832.2743	2082.2608	4866.1936
TRIPURA	16.9830	15005.7948	92381.5762	762.4312	1654.1133
REG MEGHALAYA		0.0000			
TOTAL	100.0000	69791.1223	492746.0798	19486.2209	46517.5969

<b>RRAS(MWH)</b>	
RRAS UP	1212.62
RRAS DOWN	3543.82

  
 (एस.एम.आइमोल/S.M.Aimol)  
 निदेशक/Director  
 उ.पू.अ.वि.स./NERPC  
 विद्युत मंत्रालय/Min. of Power  
 भारत सरकार/Govt. of India  
 शिलांग/Shillong


**NORTH EASTERN REGIONAL POWER COMMITTEE, SHILLONG**  
**REGIONAL ENERGY ACCOUNT FOR THE MONTH OF October-2022**

BGTPP			
Sr. No.	Details	Units	Figure
1	Plant Availability Factor (PEAK) (PAFMp) for current month	in %	101.78
2	Plant Availability Factor (OFF-PEAK) (PAFMop) for current month	in %	100.70
3	Cum. Plant Availability Factor (PEAK) upto current (Cum. PAFp) for High Demand Season	in %	103.49
4	Cum. Plant Availability Factor (OFF-PEAK) upto current (Cum. PAFop) for High Demand Season	in %	102.80
5	Cum. Plant Availability Factor (PEAK) upto current month (Cum. PAFp) for Low Demand Season	in %	101.51
6	Cum. Plant Availability Factor (OFF-PEAK) upto current month (Cum. PAFop) for Low Demand Season	in %	101.78
7	Normative Plant Availability Factor (NAPAF)	in %	85.00
8	Plant Load Factor for current month	in %	63.58
9	Cum. Plant Load Factor upto current month	in %	83.22
10	NAPLF	in %	85.00

BILLING STATEMENT					
Beneficiaries	Wt.	Schedule Energy for current month (MWh)	Cum. Schedule Energy upto current month (MWh)	Unrequisitioned Energy for current month (MWh)	Cum. Unrequisitioned Energy upto current month (MWh)
ARUNACHAL PRADESH	5.1325	7655.0387	92826.3329	17397.8620	82784.0441
ASSAM	57.4200	255818.1028	1901132.5113	24462.8222	71102.4366
HVDC BNC	0.2000	864.3381	5676.4369	110.9721	1164.7456
MANIPUR	3.3183	18981.7852	128410.2579	1295.8901	5583.4571
MEGHALAYA	0.0000	0.0000	0.0000	0.0000	19495.5938
MIZORAM	2.6550	5758.2171	42413.7569	7290.8372	62337.3612
NAGALAND	4.9300	13723.5169	128696.6994	9381.1758	34711.2020
TRIPURA	0.1508	2215.7579	55304.2115	25.5088	49.0424
GOA	0.0000	0.0000	0.0000	0.0000	0.0000
HARYANA	0.0000	0.0000	0.0000	0.0000	0.0000
UTTAR PRADESH	0.0000	0.0000	0.0000	0.0000	0.0000
CHATTISGARH	0.0000	0.0000	0.0000	0.0000	0.0000
TAMIL NADU	18.7200	39418.0060	455540.8734	51803.8861	179726.9958
UTTRAKHAND	7.4733	35937.2484	224818.3699	545.7028	545.7028
REG MEGHALAYA		0.0000			
TOTAL	100.0000	380372.0110	3034819.4501	112314.6573	457500.5814

RRAS(MWH)	
RRAS UP	3516.03
RRAS DOWN	29413.96


SCED(MWH)	
SCED UP	3366.56
SCED DOWN	35989.98

  
 (एस.एम.आइमोल/S.M.Aimal)  
 निदेशक/Director  
 उ.पू.वे.वि.स/NERPC  
 विद्युत मंत्रालय/Min. of Power  
 भारत सरकार/Govt. of India  
 शिलांग/Shillong

**NORTH EASTERN REGIONAL POWER COMMITTEE, SHILLONG**  
**REGIONAL ENERGY ACCOUNT FOR THE MONTH OF October-2022**

<b>PALATANA</b>			
Sr. No.	Details	Units	Figure
1	Plant Availability Factor (PEAK) (PAFMp) for current month	in %	78.10
2	Plant Availability Factor (OFF-PEAK) (PAFMop) for current month	in %	78.22
3	Cum. Plant Availability Factor (PEAK) upto current (Cum. PAFp) for High Demand Season	in %	84.10
4	Cum. Plant Availability Factor (OFF-PEAK) upto current (Cum. PAFop) for High Demand Season	in %	82.95
5	Cum. Plant Availability Factor (PEAK) upto current month (Cum. PAFp) for Low Demand Season	in %	69.90
6	Cum. Plant Availability Factor (OFF-PEAK) upto current month (Cum. PAFop) for Low Demand Season	in %	69.76
7	Normative Plant Availability Factor (NAPAF)	in %	85.00
8	Plant Load Factor for current month	in %	76.61
9	Cum. Plant Load Factor upto current month	in %	72.51
10	NAPLF	in %	85.00

<b>BILLING STATEMENT</b>					
Beneficiaries	Wt.	Schedule Energy for current month (MWh)	Cum. Schedule Energy upto current month (MWh)	Unrequisitioned Energy for current month (MWh)	Cum. Unrequisitioned Energy upto current month (MWh)
ARUNACHAL PRADESH	3.0303	11961.0983	78376.0005	427.7576	1681.9545
ASSAM	33.0579	132838.5945	870214.4484	2285.0434	3147.2231
HVDC BNC	0.0000	0.0000	0.0000	0.0000	0.0000
MANIPUR	7.1625	30036.0058	189796.4593	55.6756	421.2315
MEGHALAYA	10.8815	43894.3847	285147.1456	582.6447	2332.4133
MIZORAM	5.7851	17774.4495	137808.1251	5875.6006	15032.7491
NAGALAND	7.1625	29114.3892	188911.6372	168.3597	320.0187
TRIPURA	26.9972	109451.1165	715490.0722	977.1060	1704.4139
REG MEGHALAYA		0.0000			
TOTAL	94.0771	375070.0385	2465743.8882	10372.1877	24640.0040


  
 (एस.एम.आइमोल/S.M.Aimal)  
 निदेशक/Director  
 उ.पू.वे.वि.स./NERPC  
 बिद्युत मंत्रालय/Min. of Power  
 भारत सरकार/Govt. of India  
 शिलांग/Shillong

**C. SHARE ALLOCATIONS % IN CS STATIONS FROM EASTERN REGION**

SI No.		Farakka I & II	Farakka III	Kahalgaon I	Kahalgaon II	Talcher
1	Ar.Pradesh	0.191917	0.000000	0.191747	0.000000	0.196898
2	Assam	2.455737	0.000000	2.104847	5.093479	2.095419
3	Manipur	0.000000	0.000000	0.000000	0.000000	0.000000
4	Meghalaya	0.000000	0.000000	0.000000	0.000000	0.000000
5	Mizoram	0.141736	0.000000	0.141610	0.000000	0.141736
6	Nagaland	0.429803	0.000000	0.424460	0.000000	0.424823
7	Assam (NVVN Coal Power)	0.091912	0.091912	0.091912	0.091912	0.091912


**WEIGHTED AVERAGE ENTITLEMENT OF THE BENEFICIARIES FOR THE MONTH**

Beneficiaries	Weighted Average Entitlement		Weighted Average		Total Entitlement for the current month of ISGS	
	in MW	in (%)	in MW	in (%)	in MW	in (%)
Ar. Pradesh	288.6158	10.2954	6.6503	2.0174	295.2661	9.4245
Assam	1388.8624	49.5432	303.4289	92.0473	1692.2913	54.0154
Manipur	224.5927	8.0116	0.0000	0.0000	224.5927	7.1687
Meghalaya	262.0773	9.3488	0.0000	0.0000	262.0773	8.3651
Mizoram	136.8169	4.8805	4.8747	1.4788	141.6916	4.5226
Nagaland	187.1734	6.6768	14.6905	4.4565	201.8639	6.4432
Tripura	313.6964	11.1901	0.0000	0.0000	313.6964	10.0127
HVDC	1.5000	0.0535	0.0000	0.0000	1.5000	0.0479
<b>Total</b>	<b>2803.3348</b>	<b>100.0000</b>	<b>329.6444</b>	<b>100.0000</b>	<b>3132.9793</b>	<b>100.0000</b>

  
 (एस.एम.आइमोल/S.M.Aimol)  
 निदेशक/Director  
 उ.पू.के.वि.स./NERPC  
 विद्युत मंत्रालय/Min. of Power  
 भारत सरकार/Govt. of India  
 शिलांग/Shillong


**NORTH EASTERN REGIONAL POWER COMMITTEE, SHILLONG**  
**BILATERAL EXCHANGES FOR THE MONTH OF October-2022**

A. LONG TERM ACCESS (LTA)							
Sr. No.	From	TO	Through (Trader)	Energy at Seller Periphery (MWh)	Energy at NER-ER Periphery (MWh)	Energy at Buyer Periphery (MWh)	Approval No.
1	Tripura_Ben	Manipur_Ben	AARTIIL	0.0000	0.0000	0.0000	BARA_MANIPUR
2	Tripura_Ben	Mizoram_Ben	AARTIIL	6540.7500	6540.7500	6318.2035	BARA_MIZO
3	RAJ_SOLAR	Assam_Ben	SECI_Trader	3667.6550	3667.6550	3667.6550	L_NER_2017_01
4	RAJ_SOLAR	Assam_Ben	NVVNL	628.9575	628.9575	628.9575	L_NER_2017_02
5	Tuticorin_Mytrah	Assam_Ben	Tuticorin_Mytrah	4816.0275	4816.0275	4816.0275	L_NER_2019_01
6	GIWEL_SECI-II_RE	Assam_Ben	GIWEL_SECI-II_RE	5635.4350	5635.4350	5635.4350	L_NER_2019_02

  
(एस.एम.आइमोल/S.M.Aimol)  
निदेशक/Director  
उ.पू.वे.वि.स./NERPC  
विद्युत मंत्रालय/Min. of Power  
भारत सरकार/Govt. of India  
शिलांग/Shillong


**NORTH EASTERN REGIONAL POWER COMMITTEE, SHILLONG**  
**BILATERAL EXCHANGES FOR THE MONTH OF October-2022**

B. SHORT TERM OPEN ACCESS (STOA)							
Sr. No.	From	TO	Through (Trader)	Energy at Seller Periphery (MWh)	Energy at NER-ER Periphery (MWh)	Energy at Buyer Periphery (MWh)	Approval No.
1	Meghalaya_Ben	IPCL_WB	KEIPL	18907.3050	18907.3050	18265.4094	ER/2022/4005/F
2	Meghalaya_Ben	IPCL_WB	KEIPL	630.4800	630.4800	608.4132	ER/2022/4038/D
3	Nagaland_Ben	VLSEZ	PXIL	192.0000	192.0000	185.7216	ER/2022/4108/C
4	Nagaland_Ben	VLSEZ	PXIL	192.0000	192.0000	185.7216	ER/2022/4133/C
5	Nagaland_Ben	VLSEZ	PXIL	192.0000	192.0000	185.7216	ER/2022/4158/C
6	Nagaland_Ben	VLSEZ	PXIL	192.0000	192.0000	185.7216	ER/2022/4180/C
7	Nagaland_Ben	VLSEZ	PXIL	192.0000	192.0000	185.7216	ER/2022/4197/C
8	Nagaland_Ben	VLSEZ	PXIL	192.0000	192.0000	185.7216	ER/2022/4213/C
9	Nagaland_Ben	VLSEZ	PXIL	160.0000	160.0000	154.9920	ER/2022/4231/C
10	Arunachal_Ben	VLSEZ	PXIL	670.7500	670.7500	647.4079	ER/2022/4407/C
11	Arunachal_Ben	VLSEZ	PXIL	699.2500	699.2500	674.9161	ER/2022/4420/C
12	Arunachal_Ben	VLSEZ	PXIL	1344.2500	1344.2500	1297.4701	ER/2022/4446/C
13	PALATANA-GAS	Tripura_Ben	NVVNL	1120.0000	1120.0000	1082.5480	NER/2022/206/F
14	KAMENG	Tripura_Ben	NVVNL	314.0000	314.0000	303.0100	NER/2022/224/D
15	RPREL	Assam_Ben	IEXL	2503.7500	2503.7500	2416.1188	NER/2022/225/C
16	HP	Meghalaya_Ben	KEIPL	2210.0000	2210.0000	2132.6500	NER/2022/226/C
17	KAMENG	Tripura_Ben	NVVNL	333.5000	333.5000	321.8275	NER/2022/227/D
18	HP	Meghalaya_Ben	KEIPL	2505.2500	2505.2500	2417.5663	NER/2022/228/D
19	RPREL	Assam_Ben	IEXL	1234.7500	1234.7500	1191.5338	NER/2022/229/C
20	MAHAN ENERGEN	Assam_Ben	IEXL	1471.5000	1471.5000	1419.9975	NER/2022/230/C
21	KAMENG	Tripura_Ben	NVVNL	333.5000	333.5000	322.5946	NER/2022/231/D
22	HP	Meghalaya_Ben	KEIPL	1900.0000	1900.0000	1837.8700	NER/2022/232/D
23	RPREL	Assam_Ben	IEXL	2813.0000	2813.0000	2721.0149	NER/2022/233/C
24	MAHAN ENERGEN	Assam_Ben	IEXL	598.2500	598.2500	578.6872	NER/2022/234/C
25	KAMENG	Tripura_Ben	NVVNL	328.5000	328.5000	317.7581	NER/2022/235/D
26	HP	Meghalaya_Ben	KEIPL	1830.0000	1830.0000	1770.1590	NER/2022/236/D
27	RPREL	Assam_Ben	IEXL	1291.5000	1291.5000	1249.2680	NER/2022/237/C

  
 (एस.एम.आइमोल/S.M.Aimol)  
 निदेशक/Director  
 उ.पू.क्षे.वि.स/NERPC  
 विद्युत मंत्रालय/Min. of Power  
 भारत सरकार/Govt. of India  
 शिलांग/Shillong


**NORTH EASTERN REGIONAL POWER COMMITTEE, SHILLONG**  
**BILATERAL EXCHANGES FOR THE MONTH OF October-2022**

B. SHORT TERM OPEN ACCESS (STOA)							
Sr. No.	From	TO	Through (Trader)	Energy at Seller Periphery (MWh)	Energy at NER-ER Periphery (MWh)	Energy at Buyer Periphery (MWh)	Approval No.
28	MAHAN ENERGEN	Assam_Ben	IEXL	601.0000	601.0000	581.3473	NER/2022/238/C
29	KAMENG	Tripura_Ben	NVVNL	328.5000	328.5000	317.7581	NER/2022/239/D
30	HP	Meghalaya_Ben	KEIPL	1625.0000	1625.0000	1571.8625	NER/2022/240/D
31	MAHAN ENERGEN	Assam_Ben	IEXL	260.0000	260.0000	251.4980	NER/2022/241/C
32	RPREL	Assam_Ben	IEXL	529.5550	529.5550	512.2386	NER/2022/242/C
33	KAMENG	Tripura_Ben	NVVNL	328.5000	328.5000	317.7581	NER/2022/243/D
34	HP	Meghalaya_Ben	KEIPL	550.0000	550.0000	532.0150	NER/2022/244/C
35	MAHAN ENERGEN	Assam_Ben	IEXL	346.2500	346.2500	334.9276	NER/2022/245/C
36	RPREL	Assam_Ben	IEXL	412.5000	412.5000	399.0113	NER/2022/246/C
37	HP	Meghalaya_Ben	KEIPL	1320.0000	1320.0000	1276.8360	NER/2022/247/D
38	RPREL	Assam_Ben	IEXL	337.5000	337.5000	326.4638	NER/2022/248/C
39	MAHAN ENERGEN	Assam_Ben	IEXL	310.7500	310.7500	300.5885	NER/2022/249/C
40	HP	Meghalaya_Ben	KEIPL	1700.0000	1700.0000	1644.4100	NER/2022/253/D
41	HP	Meghalaya_Ben	KEIPL	1220.0000	1220.0000	1181.8140	NER/2022/254/D
42	RPREL	Assam_Ben	IEXL	302.5000	302.5000	293.0318	NER/2022/258/C
43	MAHAN ENERGEN	Assam_Ben	IEXL	282.0000	282.0000	273.1734	NER/2022/259/C
44	HP	Meghalaya_Ben	KEIPL	1050.0000	1050.0000	1017.1350	NER/2022/260/D
45	MAHAN ENERGEN	Assam_Ben	IEXL	292.0000	292.0000	282.8604	NER/2022/261/C
46	RPREL	Assam_Ben	IEXL	340.0000	340.0000	329.3580	NER/2022/262/C
47	HP	Meghalaya_Ben	KEIPL	1066.2500	1066.2500	1032.8764	NER/2022/263/D
48	MAHAN ENERGEN	Assam_Ben	IEXL	230.5000	230.5000	223.2854	NER/2022/264/C
49	RPREL	Assam_Ben	IEXL	264.5000	264.5000	256.2212	NER/2022/265/C
50	HP	Meghalaya_Ben	KEIPL	630.0000	630.0000	610.2810	NER/2022/266/D
51	BYPL	Meghalaya_Ben	KEIPL	205.0000	205.0000	198.5835	NER/2022/267/D
52	MAHAN ENERGEN	Assam_Ben	IEXL	204.0000	204.0000	197.6148	NER/2022/268/C
53	RPREL	Assam_Ben	IEXL	340.0000	340.0000	329.3580	NER/2022/269/C
54	RPREL	Assam_Ben	IEXL	402.5000	402.5000	389.9018	NER/2022/270/C

  
 (एस.एम.आइमोल/S.M.Aimol)  
 निदेशक/Director  
 उ.पू.वे.वि.स/NERPC  
 विद्युत मंत्रालय/Min. of Power  
 भारत सरकार/Govt. of India  
 शिलांग/Shillong


**NORTH EASTERN REGIONAL POWER COMMITTEE, SHILLONG**  
**BILATERAL EXCHANGES FOR THE MONTH OF October-2022**

B. SHORT TERM OPEN ACCESS (STOA)							
Sr. No.	From	TO	Through (Trader)	Energy at Seller Periphery (MWh)	Energy at NER-ER Periphery (MWh)	Energy at Buyer Periphery (MWh)	Approval No.
55	MAHAN ENERGEN	Assam_Ben	IEXL	262.0000	262.0000	253.7994	NER/2022/271/C
56	BYPL	Meghalaya_Ben	KEIPL	350.0000	350.0000	339.0450	NER/2022/272/C
57	RPREL	Assam_Ben	IEXL	327.5000	327.5000	317.2493	NER/2022/273/C
58	MAHAN ENERGEN	Assam_Ben	IEXL	165.5000	165.5000	160.3199	NER/2022/274/C
59	HP	Meghalaya_Ben	KEIPL	652.5000	652.5000	632.0768	NER/2022/275/D
60	HP	Meghalaya_Ben	KEIPL	1040.0000	1040.0000	1001.8320	NER/2022/276/D
61	MAHAN ENERGEN	Assam_Ben	IEXL	403.5000	403.5000	388.6916	NER/2022/277/C
62	RPREL	Assam_Ben	IEXL	435.0000	435.0000	419.0355	NER/2022/278/C
63	BYPL	Meghalaya_Ben	KEIPL	200.0000	200.0000	192.6600	NER/2022/279/D
64	HP	Meghalaya_Ben	KEIPL	1902.5000	1902.5000	1832.6783	NER/2022/280/C
65	RPREL	Assam_Ben	IEXL	405.0000	405.0000	390.1365	NER/2022/281/C
66	MAHAN ENERGEN	Assam_Ben	IEXL	361.5000	361.5000	348.2330	NER/2022/282/C
67	HP	Meghalaya_Ben	KEIPL	1515.0000	1515.0000	1459.3995	NER/2022/283/C
68	BYPL	Meghalaya_Ben	KEIPL	205.0000	205.0000	197.4765	NER/2022/284/C
69	RPREL	Assam_Ben	IEXL	405.0000	405.0000	390.1365	NER/2022/285/C
70	MAHAN ENERGEN	Assam_Ben	IEXL	361.5000	361.5000	348.2330	NER/2022/286/C
71	HP	Meghalaya_Ben	KEIPL	985.0000	985.0000	948.8505	NER/2022/287/D
72	BYPL	Meghalaya_Ben	KEIPL	452.5000	452.5000	435.8933	NER/2022/288/D
73	MAHAN ENERGEN	Assam_Ben	IEXL	403.5000	403.5000	388.6916	NER/2022/289/C
74	RPREL	Assam_Ben	IEXL	565.0000	565.0000	544.2645	NER/2022/290/C
75	HP	Meghalaya_Ben	KEIPL	1190.0000	1190.0000	1146.3270	NER/2022/291/D
76	BYPL	Meghalaya_Ben	KEIPL	587.5000	587.5000	565.9388	NER/2022/292/C
77	MAHAN ENERGEN	Assam_Ben	IEXL	569.0000	569.0000	548.1177	NER/2022/293/C
78	RPREL	Assam_Ben	IEXL	525.0000	525.0000	505.7325	NER/2022/294/C
79	HP	Meghalaya_Ben	KEIPL	1250.0000	1250.0000	1204.1250	NER/2022/295/D
80	BYPL	Meghalaya_Ben	KEIPL	765.0000	765.0000	736.9245	NER/2022/296/D
81	RPREL	Assam_Ben	IEXL	445.0000	445.0000	428.6685	NER/2022/297/C

  
 (एस.एम.आइमोल/S.M.AIMO)  
 निदेशक/Director  
 उ.पू.के.वि.स./NERPC  
 विद्युत मंत्रालय/Min. of Power  
 भारत सरकार/Govt. of India  
 शिलांग/Shillong


**NORTH EASTERN REGIONAL POWER COMMITTEE, SHILLONG**  
**BILATERAL EXCHANGES FOR THE MONTH OF October-2022**

B. SHORT TERM OPEN ACCESS (STOA)							
Sr. No.	From	TO	Through (Trader)	Energy at Seller Periphery (MWh)	Energy at NER-ER Periphery (MWh)	Energy at Buyer Periphery (MWh)	Approval No.
82	MAHAN ENERGEN	Assam_Ben	IEXL	485.0000	485.0000	467.2005	NER/2022/298/C
83	HP	Meghalaya_Ben	KEIPL	2435.0000	2435.0000	2345.6355	NER/2022/299/D
84	BYPL	Meghalaya_Ben	KEIPL	345.0000	345.0000	332.3385	NER/2022/300/D
85	HP	Meghalaya_Ben	KEIPL	2750.0000	2750.0000	2654.3000	NER/2022/301/D
86	BYPL	Meghalaya_Ben	KEIPL	397.5000	397.5000	383.6670	NER/2022/302/D
87	HP	Meghalaya_Ben	KEIPL	2815.0000	2815.0000	2717.0380	NER/2022/303/D
88	BYPL	Meghalaya_Ben	KEIPL	115.0000	115.0000	110.9980	NER/2022/304/D
89	HP	Meghalaya_Ben	KEIPL	382.5000	382.5000	369.1890	NER/2022/306/C
90	BYPL	Meghalaya_Ben	KEIPL	441.2500	441.2500	425.8945	NER/2022/307/C
91	HP	Meghalaya_Ben	KEIPL	540.0000	540.0000	521.2080	NER/2022/308/C
92	BYPL	Meghalaya_Ben	KEIPL	1331.7500	1331.7500	1285.4051	NER/2022/309/C
93	HP	Meghalaya_Ben	KEIPL	550.0000	550.0000	530.8600	NER/2022/310/D
94	BYPL	Meghalaya_Ben	KEIPL	1855.0000	1855.0000	1790.4460	NER/2022/311/C
95	HP	Meghalaya_Ben	KEIPL	600.0000	600.0000	579.0000	NER/2022/312/D
96	BYPL	Meghalaya_Ben	KEIPL	1725.0000	1725.0000	1664.6250	NER/2022/313/D
97	MAHAN ENERGEN	Assam_Ben	IEXL	993.0000	993.0000	958.2450	NER/2022/314/C
98	RPREL	Assam_Ben	IEXL	80.2500	80.2500	77.4413	NER/2022/315/C
99	Manipur_Ben	BYPL	KEIPL	4185.0000	4185.0000	4043.0700	NR/2022/2569/A
100	Manipur_Ben	BYPL	KEIPL	11160.0000	11160.0000	10781.5200	NR/2022/2570/A
101	Meghalaya_Ben	BYPL	KEIPL	25575.0000	25575.0000	24705.5700	NR/2022/2571/A
102	Meghalaya_Ben	BRPL	KEIPL	1134.0000	1134.0000	1094.4000	NR/2022/5664/C
103	KAMENG	HARYANA	NVVNL	5400.0000	5400.0000	5210.9600	NR/2022/5668/C
104	KAMENG	HARYANA	NVVNL	5580.0000	5580.0000	5384.7600	NR/2022/5697/D
105	Meghalaya_Ben	BRPL	KEIPL	1134.0000	1134.0000	1094.4000	NR/2022/5698/D
106	KAMENG	HARYANA	NVVNL	5580.0000	5580.0000	5397.6000	NR/2022/5719/D
107	KAMENG	HARYANA	NVVNL	5450.0000	5450.0000	5271.8000	NR/2022/5756/C
108	KAMENG	HARYANA	NVVNL	5300.0000	5300.0000	5126.7500	NR/2022/5792/C

  
 (एस.एम.आइमोल/S.M.Aimal)  
 निदेशक/Director  
 उ.पू.वे.वि.स./NERPC  
 विद्युत मंत्रालय/Min. of Power  
 भारत सरकार/Govt. of India  
 शिलांग/Shillong


**NORTH EASTERN REGIONAL POWER COMMITTEE, SHILLONG**  
**BILATERAL EXCHANGES FOR THE MONTH OF October-2022**

B. SHORT TERM OPEN ACCESS (STOA)							
Sr. No.	From	TO	Through (Trader)	Energy at Seller Periphery (MWh)	Energy at NER-ER Periphery (MWh)	Energy at Buyer Periphery (MWh)	Approval No.
109	KAMENG	HARYANA	NVVNL	5450.0000	5450.0000	5271.8000	NR/2022/5822/D
110	KAMENG	HARYANA	NVVNL	5450.0000	5450.0000	5271.8000	NR/2022/5851/D
111	KAMENG	HARYANA	NVVNL	6150.0000	6150.0000	5948.8000	NR/2022/5888/D
112	KAMENG	HARYANA	NVVNL	6030.0000	6030.0000	5832.7600	NR/2022/5909/D
113	KAMENG	HARYANA	NVVNL	6150.0000	6150.0000	5957.6000	NR/2022/5941/D
114	KAMENG	HARYANA	NVVNL	6150.0000	6150.0000	5957.6000	NR/2022/5972/C
115	KAMENG	HARYANA	NVVNL	6150.0000	6150.0000	5957.6000	NR/2022/5996/C
116	KAMENG	HARYANA	NVVNL	5400.0000	5400.0000	5231.0000	NR/2022/6029/D
117	KAMENG	HARYANA	NVVNL	5400.0000	5400.0000	5231.0000	NR/2022/6057/C
118	Nagaland_Ben	GFL	PXIL	108.0000	108.0000	104.5800	NR/2022/6059/C
119	Nagaland_Ben	JJMLOA	PXIL	54.0000	54.0000	52.3800	NR/2022/6060/C
120	KAMENG	HARYANA	NVVNL	5400.0000	5400.0000	5231.0000	NR/2022/6073/D
121	Nagaland_Ben	RSPL_UP	PXIL	115.6000	115.6000	111.9400	NR/2022/6086/C
122	Nagaland_Ben	AIL	PXIL	64.4000	64.4000	62.4600	NR/2022/6087/C
123	KAMENG	HARYANA	NVVNL	3975.0000	3975.0000	3850.5500	NR/2022/6104/D
124	KAMENG	HARYANA	NVVNL	3882.5000	3882.5000	3739.9925	NR/2022/6140/D
125	Nagaland_Ben	GFL	PXIL	160.0000	160.0000	154.2000	NR/2022/6153/C
126	KAMENG	HARYANA	NVVNL	4121.2500	4121.2500	3969.9750	NR/2022/6168/D
127	Nagaland_Ben	MMAPLU2	PXIL	162.0000	162.0000	156.0000	NR/2022/6180/C
128	KAMENG	HARYANA	NVVNL	3867.5000	3867.5000	3725.5200	NR/2022/6193/C
129	Nagaland_Ben	MMAPLU2	PXIL	162.0000	162.0000	156.0000	NR/2022/6203/C
130	KAMENG	HARYANA	NVVNL	3867.5000	3867.5000	3725.5200	NR/2022/6213/D
131	KAMENG	HARYANA	NVVNL	3872.5000	3872.5000	3730.4550	NR/2022/6242/D
132	KAMENG	HARYANA	NVVNL	3872.5000	3872.5000	3730.4550	NR/2022/6281/C
133	KAMENG	HARYANA	NVVNL	3872.5000	3872.5000	3730.4550	NR/2022/6320/D
134	Nagaland_Ben	GFL	PXIL	192.0000	192.0000	185.0400	NR/2022/6335/C
135	Nagaland_Ben	MASMETAL	PXIL	24.0000	24.0000	23.0400	NR/2022/6337/C

  
 (एस.एम.आइमोल/S.M.Aimol)  
 निदेशक/Director  
 उ.पू.वे.वि.स./NERPC  
 विद्युत मंत्रालय/Min. of Power  
 भारत सरकार/Govt. of India  
 शिलांग/Shillong


**NORTH EASTERN REGIONAL POWER COMMITTEE, SHILLONG**  
**BILATERAL EXCHANGES FOR THE MONTH OF October-2022**

B. SHORT TERM OPEN ACCESS (STOA)							
Sr. No.	From	TO	Through (Trader)	Energy at Seller Periphery (MWh)	Energy at NER-ER Periphery (MWh)	Energy at Buyer Periphery (MWh)	Approval No.
136	KAMENG	HARYANA	NVVNL	3760.0000	3760.0000	3629.2200	NR/2022/6347/D
137	KAMENG	HARYANA	NVVNL	3435.0000	3435.0000	3315.4050	NR/2022/6373/D
138	Nagaland_Ben	MASMETAL	PXIL	24.0000	24.0000	23.2800	NR/2022/6388/C
139	Nagaland_Ben	MMAPLU2	PXIL	192.0000	192.0000	185.2800	NR/2022/6389/C
140	KAMENG	HARYANA	NVVNL	2919.1000	2919.1000	2817.4950	NR/2022/6404/D
141	Nagaland_Ben	MMAPLU2	PXIL	194.4000	194.4000	187.6800	NR/2022/6410/C
142	KAMENG	HARYANA	NVVNL	5390.0000	5390.0000	5202.3200	NR/2022/6419/D
143	Nagaland_Ben	MMAPLU2	PXIL	192.0000	192.0000	185.2800	NR/2022/6430/C
144	Nagaland_Ben	MASMETAL	PXIL	24.0000	24.0000	23.2800	NR/2022/6432/C
145	KAMENG	HARYANA	NVVNL	4546.2500	4546.2500	4388.0900	NR/2022/6449/D
146	Nagaland_Ben	MASMETAL	PXIL	20.0000	20.0000	19.4000	NR/2022/6470/C
147	Nagaland_Ben	MMAPLU2	PXIL	160.0000	160.0000	154.4000	NR/2022/6471/C
148	KAMENG	HARYANA	NVVNL	4486.2500	4486.2500	4330.1700	NR/2022/6489/D
149	KAMENG	HARYANA	NVVNL	4329.4500	4329.4500	4178.8500	NR/2022/6535/D
150	Nagaland_Ben	MMAPLU2	PXIL	160.9000	160.9000	155.3000	NR/2022/6545/C
151	Nagaland_Ben	MASMETAL	PXIL	11.0000	11.0000	10.6700	NR/2022/6546/C
152	KAMENG	HARYANA	NVVNL	4329.4500	4329.4500	4178.0000	NR/2022/6562/D
153	Meghalaya_Ben	APSPDCL	KEIPL	87.1925	87.1925	84.0825	SR/2022/1099/D
154	Meghalaya_Ben	APSPDCL	KEIPL	118.8550	118.8550	114.7750	SR/2022/1100/D
155	Meghalaya_Ben	APSPDCL	KEIPL	9955.4725	9955.4725	9615.8725	SR/2022/866/A
156	Meghalaya_Ben	APSPDCL	KEIPL	6786.9625	6786.9625	6555.6025	SR/2022/867/A
157	Meghalaya_Ben	APSPDCL	KEIPL	2392.2825	2392.2825	2310.4450	SR/2022/915/F
158	Meghalaya_Ben	APSPDCL	KEIPL	1817.6100	1817.6100	1754.2550	SR/2022/916/F
159	Meghalaya_Ben	APSPDCL	APPCPL	1476.0000	1476.0000	1429.9200	SR/2022/937/F
160	Arunachal_Ben	AMNSIL	APPCPL	360.0000	360.0000	347.4000	WR/2022/6298/D
161	Arunachal_Ben	TPL DIS SUR	PXIL	960.0000	960.0000	929.9520	WR/2022/6700/C
162	Nagaland_Ben	AMNSIL	IEXL	216.0000	216.0000	209.2392	WR/2022/6739/C

  
 (एस.एम.आइमोल/S.M.Aimol)  
 निदेशक/Director  
 उ.पू.क्षे.वि.स./NERPC  
 विद्युत मंत्रालय/Min. of Power  
 भारत सरकार/Govt. of India  
 शिलांग/Shillong


**NORTH EASTERN REGIONAL POWER COMMITTEE, SHILLONG**  
**BILATERAL EXCHANGES FOR THE MONTH OF October-2022**

B. SHORT TERM OPEN ACCESS (STOA)							
Sr. No.	From	TO	Through (Trader)	Energy at Seller Periphery (MWh)	Energy at NER-ER Periphery (MWh)	Energy at Buyer Periphery (MWh)	Approval No.
163	Arunachal_Ben	TPL DIS SUR	PXIL	1597.5000	1597.5000	1547.4983	WR/2022/6740/C
164	Arunachal_Ben	TPL DIS SUR	PXIL	1765.5000	1765.5000	1710.2399	WR/2022/6780/C
165	Nagaland_Ben	AMNSIL	IEXL	216.0000	216.0000	209.2392	WR/2022/6783/C
166	Arunachal_Ben	TPL DIS SUR	PXIL	1776.2500	1776.2500	1720.6534	WR/2022/6821/C
167	Nagaland_Ben	AMNSIL	IEXL	216.0000	216.0000	209.2392	WR/2022/6838/C
168	Arunachal_Ben	TPL DIS SUR	PXIL	1709.7500	1709.7500	1656.2348	WR/2022/6861/C
169	Arunachal_Ben	TPL DIS SUR	PXIL	1264.2500	1264.2500	1224.6790	WR/2022/6910/C
170	Arunachal_Ben	TPL DIS SUR	PXIL	867.5000	867.5000	840.3473	WR/2022/6953/C
171	Nagaland_Ben	AMNSIL	IEXL	216.0000	216.0000	209.2392	WR/2022/6956/C
172	Arunachal_Ben	TPL DIS AHM	PXIL	900.0000	900.0000	866.9700	WR/2022/6993/C
173	Arunachal_Ben	TPL DIS AHM	PXIL	725.0000	725.0000	698.3925	WR/2022/7032/C
174	Arunachal_Ben	TPL DIS AHM	PXIL	690.0000	690.0000	664.6770	WR/2022/7064/C
175	Arunachal_Ben	TPL DIS AHM	PXIL	755.0000	755.0000	727.2915	WR/2022/7116/C
176	Nagaland_Ben	TPLD	IEXL	216.0000	216.0000	208.0728	WR/2022/7119/C
177	Arunachal_Ben	TPL DIS AHM	PXIL	702.5000	702.5000	676.7183	WR/2022/7156/C
178	Nagaland_Ben	TPLD	IEXL	216.0000	216.0000	208.0728	WR/2022/7163/C
179	Arunachal_Ben	TPL DIS AHM	PXIL	700.0000	700.0000	674.3100	WR/2022/7195/C
180	Nagaland_Ben	TPLD	IEXL	216.0000	216.0000	208.0728	WR/2022/7199/C
181	Arunachal_Ben	TPL DIS AHM	PXIL	682.0000	682.0000	656.9706	WR/2022/7239/C
182	Nagaland_Ben	AMNSIL	IEXL	216.0000	216.0000	208.4832	WR/2022/7263/C
183	Arunachal_Ben	TPLD	PXIL	1503.5000	1503.5000	1451.1782	WR/2022/7367/C
184	Arunachal_Ben	TPLD	PXIL	1440.0000	1440.0000	1389.8880	WR/2022/7392/C
185	Meghalaya_Ben	TPLD	IEXL	264.0000	264.0000	254.8128	WR/2022/7411/C
186	Arunachal_Ben	TPL DIS SUR	PXIL	1278.7500	1278.7500	1234.2495	WR/2022/7428/C
187	Nagaland_Ben	AMNSIL	IEXL	216.0000	216.0000	208.4400	WR/2022/7461/C
188	Arunachal_Ben	AMNSIL	IEXL	576.0000	576.0000	555.8400	WR/2022/7462/C
189	Arunachal_Ben	TPL DIS SUR	PXIL	797.7500	797.7500	769.8288	WR/2022/7470/C

  
 (एस.एम.आइमोल/S.M. Almol)  
 निदेशक/Director  
 उ.पू.क्षे.वि.स./NERPC  
 बिद्युत मंत्रालय/Min. of Power  
 भारत सरकार/Govt. of India  
 शिलांग/Shillong

**NORTH EASTERN REGIONAL POWER COMMITTEE, SHILLONG  
BILATERAL EXCHANGES FOR THE MONTH OF October-2022**

<b>B. SHORT TERM OPEN ACCESS (INTER REGION)</b>					
<b>Sr. No.</b>	<b>From</b>	<b>TO</b>	<b>Energy at Seller Periphery (MWh)</b>	<b>Energy at NER-ER Periphery (MWh)</b>	<b>Energy at Buyer Periphery (MWh)</b>
1	BRBCL	Assam_Ben	22.4918	22.4918	21.6961
2	FSTPP I & II	Arunachal_Ben	1606.8374	1606.8374	1552.7296
3	FSTPP I & II	Assam_Ben	13068.1524	13068.1524	12623.8430
4	FSTPP I & II	Mizoram_Ben	1186.6936	1186.6936	1146.7335
5	FSTPP I & II	Nagaland_Ben	2990.1954	2990.1954	2889.1720
6	FSTPP-III	Assam_Ben	296.7595	296.7595	286.6440
7	KHSTPP-I	Arunachal_Ben	877.3528	877.3528	847.7560
8	KHSTPP-I	Assam_Ben	7038.5624	7038.5624	6798.9036
9	KHSTPP-I	Mizoram_Ben	647.9454	647.9454	626.0876
10	KHSTPP-I	Nagaland_Ben	1651.7054	1651.7054	1595.8443
11	KHSTPP-II	Assam_Ben	37166.2078	37166.2078	35901.0323
12	MANGDECHU	Assam_Ben	58690.1315	58690.1315	56726.0560
13	TSTPP-I	Arunachal_Ben	1355.7643	1355.7643	1309.6857
14	TSTPP-I	Assam_Ben	14406.1757	14406.1757	13917.0117
15	TSTPP-I	Mizoram_Ben	975.8383	975.8383	942.6722
16	TSTPP-I	Nagaland_Ben	2203.5819	2203.5819	2128.8616

  
 (एस.एम.आइमोल/S.M.Aimal)  
 निदेशक/Director  
 उ.पू.क्षे.वि.स./NERPC  
 विद्युत मंत्रालय/Min. of Power  
 भारत सरकार/Govt. of India  
 शिलांग/Shillong