



Government of India  
Ministry of Power  
North Eastern Regional Power Committee  
Lapalang, Shillong 793006

No. NERPC/COM/ REA/2022/183-221  
सेवा में / To,

Dt: 05 April 2023

संलग्न सूची के अनुसार  
As per list enclosed.

**Sub: Provisional Regional Energy Accounts (REA) for March 2023 – reg.**

सर/मैडम,  
Sir/Madam.

A copy of Provisional Regional Energy Accounts (REA) for the month of March 2023 is enclosed herewith for necessary action. The REA has been prepared in accordance with the CERC's Tariff Regulation, 2019-2024. The REA is also available on NERPC website [www.nerpc.gov.in](http://www.nerpc.gov.in).

Constituents may send their observation/ comments, if any on the same within 15 days from the date of issue of the account. In case no communication is received from constituents, the REA as issued would be treated as final REA. This REA includes URS adjusted allocations and Bilateral Exchanges.

Enclosed - As above.

भवदीय / Yours faithfully,


(एस. एम. आइमोल / S. M. Aimol)

निदेशक / Director

अधीक्षण अभियंता / Superintending Engineer

List of Addressees:

1. CMD, TSECL, Bidyut Bhawan, Agartala – 799 001
2. Director (Distribution), MePDCL, Lumjingshai, S.R. Road, Shillong – 793 001
3. Engineer-in-Chief (P&E), P&E Dept., Govt. of Mizoram, Aizawl – 796 001
4. Chief General Manager (Comml), APDCL, Bijulee Bhawan, Paltan Bazar, Guwahati – 781 001
5. Chief Engineer (Comm), Dept. of Power, Govt. of Arunachal Pradesh, Itanagar – 791 111
6. Managing Director, MSPDCL, Keishampat, Imphal-795 001.
7. E-in-C, Dept. of Power, Govt. of Nagaland, Kohima – 797 001
8. Chief Engineer, Loktak HE Project, Vidyt Vihar, Komkeirap, Manipur – 795 124
9. Executive Director (Comml.), NEEPCO Ltd., Lower New Colony, Shillong – 793 003
10. Executive Director, NERTS, POWERGRID, Lapalang, Shillong – 793 006
11. Managing Director, OTPC, Core 4 & Central, 10th Floor, SCOPE Minar, Laxmi Nagar, Delhi – 110092
12. GM (Comml.), NTPC, 3<sup>rd</sup> Floor OLIC building, Plot No.N.17/2, Nayapalli, Bhubaneswar-12
13. CE (G. M.), CEA, SewaBhawan, R.K.Puram, New Delhi – 110 066.
14. G. M., NERLDC, Lower Nongrah, Dongtiah, Lapalang, Shillong - 6.
15. C.G.M (SLDC ) AEGCL, Kahelipara, Guwahati.
16. Gen. Manager (Comml.), NHPC Ltd., NHPC Office complex, Sector –33, Faridabad-121003.
17. G.M (Commercial) APDCL, Bijulee Bhawan, Paltan Bazar, Guwahati - 781 001.
18. General Manager, Ranganadi HEP, NEEPCO, Yazlee, Ar. Pradesh
19. Project Manager, Doyang HEP, NEEPCO, Nagaland
20. Project Manager, AGBPP, NEEPCO Ltd., No. –III, Vill. Bokuloni, Dibrugarh, Assam.
21. Project Manager, AGTPP, NEEPCO Ltd., Ramchandranagar, Agartala, Tripura West- 799008.
22. Dy. G. M (Elect.), Kopili HEP, NEEPCO Ltd., Umrangso, N.C. Hills, Assam.
23. Supdt. Engr. (System Management) MeECL, Lumjingshai, Short Round Road, Shillong.
24. Supdt. Engr. (Commercial) Deptt. of Electricity, Govt.of Manipur, Keisampet, Imphal. 795001
25. Executive Engineer, MSLDC, P & E Dept., Chaltlang, Aizawl- 796012.
26. Supdt. Engr. Dimapur Sub-station Deptt. of Power, Govt.of Nagaland, Dimapur.
27. Dy. G. M. (Commercial) NERTS, Lower Nongrah, Dongtiah, Lapalang, Shillong - 6.
28. Dy. General Manager (ER), POWERGRID, Boring Road, Alankar Place, Patna - 800 001
29. DGM (Comml), OTPC, Core 4 & Central, 10th Floor, SCOPE Minar, Laxmi Nagar, Delhi – 110092
30. DGM (Comml.), NTPC, 3<sup>rd</sup> Floor OLIC building, Plot No.N.17/2, Nayapalli, Bhubaneswar-12
31. AGM (Comml.), NTPC, Bongaigaon Thermal Power Project, P.O Salakati, Kokrajhar-783369
32. Addl. General Manager,Comml & Sys.Opn., TSECL,Banamalipur,Agartala.-799001.
33. Ex. Engr., SLDC, Deptt. of Power, Itanagar, Ar. Pradesh – 791 111
34. CEO, NVVN Ltd., 7<sup>th</sup> Floor, Scope Complex, Lodhi Road, N.Delhi- 110 003
35. Power Trading Corpn. of India Ltd., 2<sup>nd</sup> Floor, NBCC Tower, 15-Bhikaji Cama Place, New Delhi – 66.
36. Member Secretary, NRPC,18-A,Shaheed Jeet Singh Marg,Katwaria Sarai, NewDelhi-110016.
37. Member Secretary, ERPC,14, Golf Club Road, Kolkata- 700 033.
38. Member Secretary, WRPC, Plot No F-3,MIDC Area, Opp Seepz,Marol,Andheri (E), Mumbai-400 093.
39. Member Secretary, SRPC, 29, Race Course Road, Bangalore- 560009.



(एस. एम. आइमोल / S. M. Aimol)


निदेशक / Director

अधीक्षण अभियंता / Superintending Engineer

**NORTH EASTERN REGIONAL POWER COMMITTEE, SHILLONG**  
**REGIONAL ENERGY ACCOUNT FOR THE MONTH OF March-2023**

<b>RANGANADI</b>			
Sr. No.	Details	Units	Figure
1	Installed Capacity	MW	405
2	Auxiliary Energy Consumption (AUX)	in %	1
3	Normative Plant Availability Factor (NAPAF)	in %	88
4	Annual Design Energy (DE)	GWh	1293.73 #
5	Free Energy for Home State (FEHS)	in %	12
6	Annual Saleable Energy	MU	1138.4824
7	Annual Fixed Charges	in ₹ Cr.	272.6449 #
8	Energy Charge Rate (ECR) on ex-PP basis	KWh	1.209
9	Scheduled energy (ex-bus) for the month	KWh	56759072.5
10	Free Energy (ex-PP) of the month	KWh	6811088.7
11	Saleable Energy (ex-PP) of the month	KWh	49947983.8
12	Total Energy Charge payable for the month	in ₹	60412085.6
13	Cumulative scheduled energy including current month	MWh	1245968.533
14	Plant Availability Factor achieved during the month (PAFM)	in %	100.0124704
15	Cumulative Plant Availability Factor achieved upto the month	in %	80.96250856
16	Capacity charge inclusive of incentive payable for the month	in ₹	131585396.9


<b>BILLING STATEMENT</b>					
Beneficiaries	Share allocation for the current month (%)	Capacity Charge Payble by beneficiaries (in ₹)	Drawal Schedule of Beneficiaries MWH	Billing Schedule of Beneficiaries MWH	Energy Charge payable by beneficiaries in ₹
ARUNACHAL PRADESH	18.4617	24292939.3761	10478.7063	3667.6176	4435983.4141
ASSAM	43.3284	57013840.5237	24592.7951	24592.7951	29744985.2528
HVDC BNC	0.0000	0.0000	0.0000	0.0000	0.0000
MANIPUR	8.3704	11014184.5850	4750.9444	4750.9444	5746267.1849
MEGHALAYA	11.5062	15140443.4081	6530.7970	6530.7970	7898998.8178
MIZORAM	5.7037	7505241.5454	3237.3696	3237.3696	3915598.4500
NAGALAND	5.3333	7017887.3951	3027.1503	3027.1503	3661338.2826
TRIPURA	7.2963	9600860.0493	4141.3098	4141.3098	5008914.1944
REG MEGHALAYA			0.0000		
TOTAL	100.0000	131585396.8827	56759.0725	49947.9838	60412085.5965

  
 (एस.एम.आइ.मोल/ S.M. AimoI)  
 निदेशक/Director  
 उ.पू.वे.वि.स./NERPC  
 विद्युत मंत्रालय/Min. of Power  
 भारत सरकार/Govt. of India  
 शिलांग/Shillong

**NORTH EASTERN REGIONAL POWER COMMITTEE, SHILLONG**  
**REGIONAL ENERGY ACCOUNT FOR THE MONTH OF March-2023**

<b>LOKTAK</b>			
Sr. No.	Details	Units	Figure
1	Installed Capacity	MW	105
2	Auxiliary Energy Consumption (AUX)	in %	1.2
3	Normative Plant Availability Factor (NAPAF)	in %	88
4	Annual Design Energy (DE)	GWh	448 #
5	Free Energy for Home State (FEHS)	in %	12
6	Annual Saleable Energy	MU	394.24
7	Annual Fixed Charges	in ₹ Cr.	150.2829 #
8	Energy Charge Rate (ECR) on ex-PP basis	KWh	1.929
9	Scheduled energy (ex-bus) for the month	KWh	8431974.984
10	Free Energy (ex-PP) of the month	KWh	1011836.998
11	Saleable Energy (ex-PP) of the month	KWh	7420137.986
12	Total Energy Charge payable for the month	in ₹	14314425.49
13	Cumulative scheduled energy including current month	MWh	424094.9258
14	Plant Availability Factor achieved during the month (PAFM)	in %	85.82249669
15	Cumulative Plant Availability Factor achieved upto the month	in %	79.10978711
16	Capacity charge inclusive of incentive payable for the month	in ₹	62239611.71


<b>BILLING STATEMENT</b>					
Beneficiaries	Share allocation for the current month (%)	Capacity Charge Payble by beneficiaries (in ₹)	Drawal Schedule of Beneficiaries MWH	Billing Schedule of Beneficiaries MWH	Energy Charge payable by beneficiaries in ₹
ARUNACHAL PRADESH	4.9434	3076745.4864	416.8253	416.8253	804110.9315
ASSAM	29.4467	18327482.6341	2482.9344	2482.9344	4789908.0634
HVDC BNC	0.0000	0.0000	0.0000	0.0000	0.0000
MANIPUR	30.1170	18744714.3780	2539.4593	1527.6223	2946984.9824
MEGHALAYA	12.3881	7710284.7739	1044.5588	1044.5588	2015091.8635
MIZORAM	5.0247	3127322.6395	423.6772	423.6772	817329.2050
NAGALAND	6.4292	4001529.6420	542.1113	542.1113	1045804.2534
TRIPURA	11.6510	7251532.1574	982.4088	982.4088	1895196.1875
REG MEGHALAYA			0.0000		
<b>TOTAL</b>	<b>100.0000</b>	<b>62239611.7114</b>	<b>8431.9750</b>	<b>7420.1380</b>	<b>14314425.4867</b>

  
 निदेशक/Director  
 उ.पू.वे.वि.स./NERPC  
 बिजुत मंत्रालय/Min. of Power  
 भारत सरकार/Govt. of India  
 शिलोंग/Shillong

**NORTH EASTERN REGIONAL POWER COMMITTEE, SHILLONG**  
**REGIONAL ENERGY ACCOUNT FOR THE MONTH OF March-2023**

<b>KHANDONG</b>			
Sr. No.	Details	Units	Figure
1	Installed Capacity	MW	50
2	Auxiliary Energy Consumption (AUX)	in %	1.2
3	Normative Plant Availability Factor (NAPAF)	in %	67
4	Annual Design Energy (DE)	GWh	277.61 #
5	Free Energy for Home State (FEHS)	in %	12
6	Annual Saleable Energy	MU	244.2968
7	Annual Fixed Charges	in ₹ Cr.	40.4858 #
8	Energy Charge Rate (ECR) on ex-PP basis	KWh	1.021
9	Scheduled energy (ex-bus) for the month	KWh	0
10	Free Energy (ex-PP) of the month	KWh	0
11	Saleable Energy (ex-PP) of the month	KWh	0
12	Total Energy Charge payable for the month	in ₹	0
13	Cumulative scheduled energy including current month	MWh	0
14	Plant Availability Factor achieved during the month (PAFM)	in %	0
15	Cumulative Plant Availability Factor achieved upto the month	in %	0
16	Capacity charge inclusive of incentive payable for the month	in ₹	0


<b>BILLING STATEMENT</b>					
Beneficiaries	Share allocation for the current month (%)	Capacity Charge Payble by beneficiaries (in ₹)	Drawal Schedule of Beneficiaries MWH	Billing Schedule of Beneficiaries MWH	Energy Charge payable by beneficiaries in ₹
ARUNACHAL PRADESH	4.1925	0.0000	0.0000	0.0000	0.0000
ASSAM	56.2800	0.0000	0.0000	0.0000	0.0000
HVDC BNC	0.0000	0.0000	0.0000	0.0000	0.0000
MANIPUR	6.6560	0.0000	0.0000	0.0000	0.0000
MEGHALAYA	16.9000	0.0000	0.0000	0.0000	0.0000
MIZORAM	3.9350	0.0000	0.0000	0.0000	0.0000
NAGALAND	6.6500	0.0000	0.0000	0.0000	0.0000
TRIPURA	5.4775	0.0000	0.0000	0.0000	0.0000
REG MEGHALAYA			0.0000		
TOTAL	100.0910	0.0000	0.0000	0.0000	0.0000

  
 (एस.एम.आइमल/S.M.Aimal)  
 निदेशक/Director  
 उ.पू.वे.वि.स./NERPC  
 विद्युत मंत्रालय/Min. of Power  
 भारत सरकार/Govt. of India  
 शिलांग/Shillong

**NORTH EASTERN REGIONAL POWER COMMITTEE, SHILLONG**  
**REGIONAL ENERGY ACCOUNT FOR THE MONTH OF March-2023**

KOPILI			
Sr. No.	Details	Units	Figure
1	Installed Capacity	MW	200
2	Auxiliary Energy Consumption (AUX)	in %	1.2
3	Normative Plant Availability Factor (NAPAF)	in %	69
4	Annual Design Energy (DE)	GWh	1186.14 #
5	Free Energy for Home State (FEHS)	in %	12
6	Annual Saleable Energy	MU	1043.803
7	Annual Fixed Charges	in ₹ Cr.	120.2764 #
8	Energy Charge Rate (ECR) on ex-PP basis	KWh	0.582
9	Scheduled energy (ex-bus) for the month	KWh	0
10	Free Energy (ex-PP) of the month	KWh	0
11	Saleable Energy (ex-PP) of the month	KWh	0
12	Total Energy Charge payable for the month	in ₹	0
13	Cumulative scheduled energy including current month	MWh	0
14	Plant Availability Factor achieved during the month (PAFM)	in %	0
15	Cumulative Plant Availability Factor achieved upto the month	in %	0
16	Capacity charge inclusive of incentive payable for the month	in ₹	0


BILLING STATEMENT					
Beneficiaries	Share allocation for the current month (%)	Capacity Charge Payble by beneficiaries (in ₹)	Drawal Schedule of Beneficiaries MWH	Billing Schedule of Beneficiaries MWH	Energy Charge payable by beneficiaries in ₹
ARUNACHAL PRADESH	5.1925	0.0000	0.0000	0.0000	0.0000
ASSAM	53.4550	0.0000	0.0000	0.0000	0.0000
HVDC BNC	0.0000	0.0000	0.0000	0.0000	0.0000
MANIPUR	7.3900	0.0000	0.0000	0.0000	0.0000
MEGHALAYA	17.4000	0.0000	0.0000	0.0000	0.0000
MIZORAM	4.6100	0.0000	0.0000	0.0000	0.0000
NAGALAND	6.1500	0.0000	0.0000	0.0000	0.0000
TRIPURA	5.8025	0.0000	0.0000	0.0000	0.0000
REG MEGHALAYA			0.0000		
TOTAL	100.0000	0.0000	0.0000	0.0000	0.0000

  
 (एस.एम.आइमल/S.M.Aimal)  
 निदेशक/Director  
 उ.पू.शे.वि.स./NERPC  
 विद्युत मंत्रालय/Min. of Power  
 भारत सरकार/Govt. of India  
 शिलांग/Shillong

**NORTH EASTERN REGIONAL POWER COMMITTEE, SHILLONG**  
**REGIONAL ENERGY ACCOUNT FOR THE MONTH OF March-2023**

<b>KOPILI-2</b>			
Sr. No.	Details	Units	Figure
1	Installed Capacity	MW	25
2	Auxiliary Energy Consumption (AUX)	in %	1.2
3	Normative Plant Availability Factor (NAPAF)	in %	69
4	Annual Design Energy (DE)	GWh	86.3 #
5	Free Energy for Home State (FEHS)	in %	12
6	Annual Saleable Energy	MU	75.944
7	Annual Fixed Charges	in ₹ Cr.	12.2577 #
8	Energy Charge Rate (ECR) on ex-PP basis	KWh	0.815
9	Scheduled energy (ex-bus) for the month	KWh	0
10	Free Energy (ex-PP) of the month	KWh	0
11	Saleable Energy (ex-PP) of the month	KWh	0
12	Total Energy Charge payable for the month	in ₹	0
13	Cumulative scheduled energy including current month	MWh	0
14	Plant Availability Factor achieved during the month (PAFM)	in %	0
15	Cumulative Plant Availability Factor achieved upto the month	in %	0
16	Capacity charge inclusive of incentive payable for the month	in ₹	0


<b>BILLING STATEMENT</b>					
Beneficiaries	Share allocation for the current month (%)	Capacity Charge Payble by beneficiaries (in ₹)	Drawal Schedule of Beneficiaries MWH	Billing Schedule of Beneficiaries MWH	Energy Charge payable by beneficiaries in ₹
ARUNACHAL PRADESH	5.9930	0.0000	0.0000	0.0000	0.0000
ASSAM	52.3577	0.0000	0.0000	0.0000	0.0000
HVDC BNC	0.0000	0.0000	0.0000	0.0000	0.0000
MANIPUR	6.9483	0.0000	0.0000	0.0000	0.0000
MEGHALAYA	13.6731	0.0000	0.0000	0.0000	0.0000
MIZORAM	6.0384	0.0000	0.0000	0.0000	0.0000
NAGALAND	5.7317	0.0000	0.0000	0.0000	0.0000
TRIPURA	9.2579	0.0000	0.0000	0.0000	0.0000
REG MEGHALAYA			0.0000		
<b>TOTAL</b>	<b>100.0000</b>	<b>0.0000</b>	<b>0.0000</b>	<b>0.0000</b>	<b>0.0000</b>

  
 (एस.एम.आइमोल/S.M. Almol)  
 निदेशक/Director  
 उ.पू.वे.वि.स./NERPC  
 विद्युत मंत्रालय/Min. of Power  
 भारत सरकार/Govt. of India  
 शिमांग/Shillong

**NORTH EASTERN REGIONAL POWER COMMITTEE, SHILLONG**  
**REGIONAL ENERGY ACCOUNT FOR THE MONTH OF March-2023**

<b>DOYANG</b>			
Sr. No.	Details	Units	Figure
1	Installed Capacity	MW	75
2	Auxiliary Energy Consumption (AUX)	in %	1.2
3	Normative Plant Availability Factor (NAPAF)	in %	70
4	Annual Design Energy (DE)	GWh	227.24 #
5	Free Energy for Home State (FEHS)	in %	12
6	Annual Saleable Energy	MU	199.9712
7	Annual Fixed Charges	in ₹ Cr.	133.3798 #
8	Energy Charge Rate (ECR) on ex-PP basis	KWh	2.738
9	Scheduled energy (ex-bus) for the month	KWh	3325735.2
10	Free Energy (ex-PP) of the month	KWh	399088.224
11	Saleable Energy (ex-PP) of the month	KWh	2926646.976
12	Total Energy Charge payable for the month	in ₹	9878841.286
13	Cumulative scheduled energy including current month	MWh	160017.8456
14	Plant Availability Factor achieved during the month (PAFM)	in %	48.19642158
15	Cumulative Plant Availability Factor achieved upto the month	in %	55.68040227
16	Capacity charge inclusive of incentive payable for the month	in ₹	38998298.86


<b>BILLING STATEMENT</b>					
Beneficiaries	Share allocation for the current month (%)	Capacity Charge Payble by beneficiaries (in ₹)	Drawal Schedule of Beneficiaries MWH	Billing Schedule of Beneficiaries MWH	Energy Charge payable by beneficiaries in ₹
ARUNACHAL PRADESH	6.8549	2673290.0184	227.9756	227.9756	769527.2002
ASSAM	43.8062	17083680.8611	1456.8789	1456.8789	4917667.0182
HVDC BNC	0.0000	0.0000	0.0000	0.0000	0.0000
MANIPUR	7.8644	3066999.2826	261.5507	261.5507	882859.5151
MEGHALAYA	11.4578	4468338.3728	381.0553	381.0553	1286244.9149
MIZORAM	5.2467	2046111.9853	174.4902	174.4902	588988.1943
NAGALAND	17.9689	7007560.8233	597.5977	198.5095	670064.9528
TRIPURA	6.8011	2652317.5138	226.1869	226.1869	763489.4908
REG MEGHALAYA			0.0000		
<b>TOTAL</b>	<b>100.0000</b>	<b>38998298.8572</b>	<b>3325.7352</b>	<b>2926.6470</b>	<b>9878841.2862</b>

  
 (एस.एम.आइमल/S.M.Aimal)  
 निदेशक/Director  
 उ.पू.क्षेत्र/NERPC  
 विद्युत मंत्रालय/Min. of Power  
 भारत सरकार/Govt. of India  
 शिलांग/Shillong

**NORTH EASTERN REGIONAL POWER COMMITTEE, SHILLONG**  
**REGIONAL ENERGY ACCOUNT FOR THE MONTH OF March-2023**

PARE			
Sr. No.	Details	Units	Figure
1	Installed Capacity	MW	110
2	Free Energy for Home State (FEHS)	in %	13
3	Scheduled energy (ex-bus) for the month	KWh	18706604.86
4	Free Energy (ex-PP) of the month	KWh	2431858.631
5	Saleable Energy (ex-PP) of the month	KWh	16274746.22
6	Cumulative scheduled energy including current month	MWh	472736.9424
7	Plant Availability Factor achieved during the month (PAFM)	in %	91.41961604
8	Cumulative Plant Availability Factor achieved upto the month	in %	81.52121851


BILLING STATEMENT			
Beneficiaries	Share allocation for the current month (%)	Drawal Schedule of Beneficiaries MWH	Billing Schedule of Beneficiaries MWH
ARUNACHAL PRADESH	18.8652	3529.0436	1097.1850
ASSAM	40.5109	7578.2157	7578.2157
HVDC BNC	0.0000	0.0000	0.0000
MANIPUR	8.3523	1562.4267	1562.4267
MEGHALAYA	13.3364	2494.7809	2494.7809
MIZORAM	5.7659	1078.6056	1078.6056
NAGALAND	5.3955	1009.3063	1009.3063
TRIPURA	7.7739	1454.2260	1454.2260
REG MEGHALAYA		0.0000	
TOTAL	100.0000	18706.6049	16274.7462

  
 (एस.एम.आइमोल/S.M.Aimal)  
 निदेशक/Director  
 उ.पू.खे.वि.स./NERPC  
 विद्युत मंत्रालय/Min. of Power  
 भारत सरकार/Govt. of India  
 शिलांग/Shillong

**NORTH EASTERN REGIONAL POWER COMMITTEE, SHILLONG**  
**REGIONAL ENERGY ACCOUNT FOR THE MONTH OF March-2023**

<b>KAMENG</b>			
Sr. No.	Details	Units	Figure
1	Installed Capacity	MW	600
2	Free Energy for Home State (FEHS)	in %	12
3	Scheduled energy (ex-bus) for the month	KWh	124972318.6
4	Free Energy (ex-PP) of the month	KWh	14996678.24
5	Saleable Energy (ex-PP) of the month	KWh	109975640.4
6	Cumulative scheduled energy including current month	MWh	1067950.114
7	Plant Availability Factor achieved during the month (PAFM)	in %	52.23978059
8	Cumulative Plant Availability Factor achieved upto the month	in %	61.18166861

<b>BILLING STATEMENT</b>			
Beneficiaries	Share allocation for the current month (%)	Drawal Schedule of Beneficiaries MWH	Billing Schedule of Beneficiaries MWH
ARUNACHAL PRADESH	13.8333	17289.3838	2292.7055
ASSAM	10.8333	13539.8788	13539.8788
HVDC BNC	0.0000	0.0000	0.0000
MANIPUR	0.0000	0.0000	0.0000
MEGHALAYA	2.5000	3124.5875	3124.5875
MIZORAM	0.0000	0.0000	0.0000
NAGALAND	1.5000	1874.7525	1874.7525
TRIPURA	0.0000	0.0000	0.0000
GOA	0.3333	0.0000	0.0000
HARYANA	2.1667	2707.9762	2707.9762
UTTAR PRADESH	9.1667	11456.8212	11456.8212
CHATTISGARH	2.1667	2707.9762	2707.9762
TAMIL NADU	0.0000	0.0000	0.0000
UTTRAKHAND	0.0000	0.0000	0.0000
REG MEGHALAYA		0.0000	
MERCHANT POWER	57.5000	72270.9425	72270.9425
TOTAL	100.0000	124972.3186	109975.6404


  
 (एस.एम.आइमोल/S.M.Aimal)  
 निदेशक/Director  
 उ.पू.वे.स./NERPC  
 विद्युत मंत्रालय/Min. of Power  
 भारत सरकार/Govt. of India  
 शिलांग/Shillong

**NORTH EASTERN REGIONAL POWER COMMITTEE, SHILLONG**  
**REGIONAL ENERGY ACCOUNT FOR THE MONTH OF March-2023**

<b>AGBPP</b>			
Sr. No.	Details	Units	Figure
1	Plant Availability Factor (PEAK) (PAFMp) for current month	in %	82.11
2	Plant Availability Factor (OFF-PEAK) (PAFMop) for current month	in %	84.26
3	Cum. Plant Availability Factor (PEAK) upto current (Cum. PAFp) for High Demand Season	in %	67.72
4	Cum. Plant Availability Factor (OFF-PEAK) upto current (Cum. PAFop) for High Demand Season	in %	70.04
5	Cum. Plant Availability Factor (PEAK) upto current month (Cum. PAFp) for Low Demand Season	in %	73.08
6	Cum. Plant Availability Factor (OFF-PEAK) upto current month (Cum. PAFop) for Low Demand Season	in %	74.90
7	Normative Plant Availability Factor (NAPAF)	in %	72.00
8	Plant Load Factor for current month	in %	62.76
9	Cum. Plant Load Factor upto current month	in %	53.20
10	NAPLF	in %	85.00

<b>BILLING STATEMENT</b>					
Beneficiaries	Wt.	Schedule Energy for current month (MWh)	Cum. Schedule Energy upto current month (MWh)	Unrequisitioned Energy for current month (MWh)	Cum. Unrequisitioned Energy upto current month (MWh)
ARUNACHAL PRADESH	5.6923	10027.3221	81105.4041	21.1962	5581.2507
ASSAM	56.5013	86674.6787	789333.6603	13101.1989	72592.0235
HVDC BNC	0.0000	0.0000	0.0000	0.0000	0.0000
MANIPUR	8.1077	15127.0594	115364.1986	216.7238	11862.4463
MEGHALAYA	11.8121	20738.6358	176931.2083	107.2599	3087.8295
MIZORAM	5.4089	6676.0957	54121.6866	3269.1475	29431.9902
NAGALAND	5.8099	5532.3743	65818.5057	4730.8236	22584.9093
TRIPURA	6.6678	5538.1714	91016.1386	6331.0902	18727.2501
REG MEGHALAYA		0.0000			
<b>TOTAL</b>	<b>100.0000</b>	<b>150314.3374</b>	<b>1373690.8021</b>	<b>27777.4400</b>	<b>163867.6997</b>

<b>RRAS(MWH)</b>	
RRAS UP	188.62
RRAS DOWN	18458.74


  
 (एस.एम.आइमोल/S.M.Aimali)  
 निदेशक/Director  
 उ.पू.के.वि.स./NERPC  
 विद्युत मंत्रालय/Min. of Power  
 भारत सरकार/Govt. of India  
 शिल्लॉंग/Shillong

**NORTH EASTERN REGIONAL POWER COMMITTEE, SHILLONG**  
**REGIONAL ENERGY ACCOUNT FOR THE MONTH OF March-2023**

AGTCCPP			
Sr. No.	Details	Units	Figure
1	Plant Availability Factor (PEAK) (PAFMp) for current month	in %	91.40
2	Plant Availability Factor (OFF-PEAK) (PAFMop) for current month	in %	92.88
3	Cum. Plant Availability Factor (PEAK) upto current (Cum. PAFp) for High Demand Season	in %	86.21
4	Cum. Plant Availability Factor (OFF-PEAK) upto current (Cum. PAFop) for High Demand Season	in %	86.97
5	Cum. Plant Availability Factor (PEAK) upto current month (Cum. PAFp) for Low Demand Season	in %	82.83
6	Cum. Plant Availability Factor (OFF-PEAK) upto current month (Cum. PAFop) for Low Demand Season	in %	84.42
7	Normative Plant Availability Factor (NAPAF)	in %	85.00
8	Plant Load Factor for current month	in %	65.43
9	Cum. Plant Load Factor upto current month	in %	59.04
10	NAPLF	in %	85.00

BILLING STATEMENT					
Beneficiaries	Wt.	Schedule Energy for current month (MWh)	Cum. Schedule Energy upto current month (MWh)	Unrequisitioned Energy for current month (MWh)	Cum. Unrequisitioned Energy upto current month (MWh)
ARUNACHAL PRADESH	6.7020	5816.5946	49459.4398	0.0000	2408.6244
ASSAM	43.7163	34685.1569	303526.5350	3299.8848	35314.6213
HVDC BNC	0.0000	0.0000	0.0000	0.0000	0.0000
MANIPUR	8.2258	7455.9343	60620.9159	37.8062	4341.7743
MEGHALAYA	12.6338	10953.2159	95785.3012	11.6863	2016.8977
MIZORAM	6.0050	3842.9695	32380.7730	1502.8436	14641.9104
NAGALAND	5.7377	2837.9096	34224.8003	2142.1532	10178.5492
TRIPURA	16.9794	8310.6062	112285.7549	6460.5608	22400.6393
REG MEGHALAYA		0.0000			
TOTAL	100.0000	73902.3870	688283.5200	13454.9349	91303.0165

RRAS(MWH)	
RRAS UP	115.21
RRAS DOWN	12699.38

  
 (एस.एम.आल्मोल/S.M.Almol)  
 निदेशक/Director  
 उ.पू.के.वि.स./NERPC  
 विद्युत मंत्रालय/Min. of Power  
 भारत सरकार/Govt. of India  
 शिलांग/Shillong


**NORTH EASTERN REGIONAL POWER COMMITTEE, SHILLONG**  
**REGIONAL ENERGY ACCOUNT FOR THE MONTH OF March-2023**

BGTPP			
Sr. No.	Details	Units	Figure
1	Plant Availability Factor (PEAK) (PAFMp) for current month	in %	69.57
2	Plant Availability Factor (OFF-PEAK) (PAFMop) for current month	in %	69.78
3	Cum. Plant Availability Factor (PEAK) upto current (Cum. PAFp) for High Demand Season	in %	102.92
4	Cum. Plant Availability Factor (OFF-PEAK) upto current (Cum. PAFop) for High Demand Season	in %	102.09
5	Cum. Plant Availability Factor (PEAK) upto current month (Cum. PAFp) for Low Demand Season	in %	91.04
6	Cum. Plant Availability Factor (OFF-PEAK) upto current month (Cum. PAFop) for Low Demand Season	in %	91.65
7	Normative Plant Availability Factor (NAPAF)	in %	85.00
8	Plant Load Factor for current month	in %	59.08
9	Cum. Plant Load Factor upto current month	in %	66.13
10	NAPLF	in %	85.00

BILLING STATEMENT					
Beneficiaries	Wt.	Schedule Energy for current month (MWh)	Cum. Schedule Energy upto current month (MWh)	Unrequisitioned Energy for current month (MWh)	Cum. Unrequisitioned Energy upto current month (MWh)
ARUNACHAL PRADESH	5.1325	15675.3226	132767.0465	1777.7945	101883.1732
ASSAM	57.4200	193793.7311	2557804.0885	1445.9183	74929.0743
HVDC BNC	0.2000	625.3849	7762.1567	51.5441	1369.4135
MANIPUR	3.3183	11521.3542	166176.9709	180.6278	10061.7102
MEGHALAYA	0.0000	0.0000	0.0000	0.0000	19495.5938
MIZORAM	2.6550	9183.2139	70191.7945	696.1949	67212.6509
NAGALAND	4.9300	8544.7152	162151.2654	3972.1142	47309.7135
TRIPURA	0.1508	1547.8385	60745.4819	99.4253	164.2832
GOA	0.0000	0.0000	0.0000	0.0000	0.0000
HARYANA	0.0000	0.0000	0.0000	0.0000	0.0000
UTTAR PRADESH	0.0000	0.0000	0.0000	0.0000	0.0000
CHATTISGARH	0.0000	0.0000	0.0000	0.0000	0.0000
TAMIL NADU	18.7200	39229.8431	539701.1195	24440.8031	230269.5718
UTTRAKHAND	7.4733	25411.3176	278627.4009	0.0000	545.7028
REG MEGHALAYA		0.0000			
TOTAL	100.0000	305532.7210	3975927.3249	32664.4222	553240.8872

RRAS(MWH)	
RRAS UP	802.21
RRAS DOWN	13022.42


SCED(MWH)	
SCED UP	15775.21
SCED DOWN	13356.92

  
 (एस.एम.आइ.सोब/स.म.आइ.सोब)  
 निदेशक/Director  
 उ.पू.क्षेत्र/NERPC  
 विद्युत मंत्रालय/Min. of Power  
 भारत सरकार/Govt. of India  
 शिलांग/Shillong

**NORTH EASTERN REGIONAL POWER COMMITTEE, SHILLONG**  
**REGIONAL ENERGY ACCOUNT FOR THE MONTH OF March-2023**

<b>PALATANA</b>			
Sr. No.	Details	Units	Figure
1	Plant Availability Factor (PEAK) (PAFMp) for current month	in %	84.44
2	Plant Availability Factor (OFF-PEAK) (PAFMop) for current month	in %	83.69
3	Cum. Plant Availability Factor (PEAK) upto current (Cum. PAFp) for High Demand Season	in %	82.08
4	Cum. Plant Availability Factor (OFF-PEAK) upto current (Cum. PAFop) for High Demand Season	in %	81.36
5	Cum. Plant Availability Factor (PEAK) upto current month (Cum. PAFp) for Low Demand Season	in %	75.84
6	Cum. Plant Availability Factor (OFF-PEAK) upto current month (Cum. PAFop) for Low Demand Season	in %	76.35
7	Normative Plant Availability Factor (NAPAF)	in %	85.00
8	Plant Load Factor for current month	in %	83.47
9	Cum. Plant Load Factor upto current month	in %	63.61
10	NAPLF	in %	85.00

<b>BILLING STATEMENT</b>					
Beneficiaries	Wt.	Schedule Energy for current month (MWh)	Cum. Schedule Energy upto current month (MWh)	Unrequisitioned Energy for current month (MWh)	Cum. Unrequisitioned Energy upto current month (MWh)
ARUNACHAL PRADESH	3.0303	13276.1214	117870.3900	0.0000	1692.3181
ASSAM	33.0579	144830.4147	1301183.9956	0.0000	3147.2231
HVDC BNC	0.0000	0.0000	0.0000	0.0000	0.0000
MANIPUR	7.1625	31379.9214	283066.0569	0.0000	562.4649
MEGHALAYA	10.8815	47673.3464	427008.4872	0.0000	2332.4133
MIZORAM	5.7851	25326.1374	212915.9281	32.4298	15356.9206
NAGALAND	7.1625	29998.5297	279736.2853	1380.1681	2869.0426
TRIPURA	26.9972	118369.1174	1067554.5100	0.0000	1704.4139
REG MEGHALAYA		0.0000			
TOTAL	94.0771	410853.5884	3689335.6531	1412.5979	27664.7966

  
 (एस.एम. आइमोल/S.M. Almol)  
 निदेशक/Director  
 उ.पू.के.वि.स./NERPC  
 विद्युत मंत्रालय/Min. of Power  
 भारत सरकार/Govt. of India  
 शिलांग/Shillong

**C. SHARE ALLOCATIONS % IN CS STATIONS FROM EASTERN REGION**

Sl No.		Farakka I & II	Farakka III	Kahalgaon I	Kahalgaon II	Talcher
1	Ar.Pradesh	0.191917	0.000000	0.191747	0.000000	0.196898
2	Assam	2.455737	0.000000	2.104847	5.093479	2.095419
3	Manipur	0.000000	0.000000	0.000000	0.000000	0.000000
4	Meghalaya	0.000000	0.000000	0.000000	0.000000	0.000000
5	Mizoram	0.141736	0.000000	0.141610	0.000000	0.141736
6	Nagaland	0.429803	0.000000	0.424460	0.000000	0.424823
7	Assam (NVVN Coal Power)	0.091912	0.091912	0.091912	0.091912	0.091912


**WEIGHTED AVERAGE ENTITLEMENT OF THE BENEFICIARIES FOR THE MONTH**

Beneficiaries	Weighted Average Entitlement for the current month of ISGS in NER		Weighted Average Entitlement for the current month of ISGS outside NER#		Total Entitlement for the current month of ISGS	
	in MW	in (%)	in MW	in (%)	in MW	in (%)
Ar. Pradesh	288.6158	9.7307	6.6503	2.0174	295.2661	8.9592
Assam*	1388.8624	46.8256	303.4289	92.0473	1692.2913	51.3488
Manipur	245.9927	8.2937	0.0000	0.0000	245.9927	7.4641
Meghalaya	349.6773	11.7894	0.0000	0.0000	349.6773	10.6102
Mizoram	137.5169	4.6364	4.8747	1.4788	142.3915	4.3206
Nagaland**	187.1734	6.3106	14.6905	4.4565	201.8639	6.1251
Tripura	366.6964	12.3632	0.0000	0.0000	366.6964	11.1266
HVDC@	1.5000	0.0506	0.0000	0.0000	1.5000	0.0455
<b>Total</b>	<b>2966.0348</b>	<b>100.0000</b>	<b>329.6444</b>	<b>100.0000</b>	<b>3295.6792</b>	<b>100.0000</b>

\*Includes entitlement for bundling with solar power.

\*\*NAGALAND SHARE ENHANCED BY 25 MW FROM OTPC MERCHANT POWER W.E.F. 01.01.2022 00:00 HRS.

Note: 1. #The allocation outside NER includes 144.10 to ASSAM from Mangdechu HEP. 2. @ NTPC BGTPS Allocations revised w.e.f. 23.03.2021

  
 (एस.एम.आइमोल/S.M.Aimal)  
 निदेशक/Director  
 उ.पू.वे.वि.स./NERPC  
 विद्युत मंत्रालय/Min. of Power  
 भारत सरकार/Govt. of India  
 शिलांग/Shillong


**NORTH EASTERN REGIONAL POWER COMMITTEE  
URS STATEMENT FOR THE MONTH OF March-2023**

Generator	Beneficiaries	% Share as per REA	% Share after URS Adjustment
AGBPP	ARUNACHAL PRADESH	5.692325	5.691799
	ASSAM	56.501260	56.331233
	HVDC BNC	0.000000	0.000000
	MANIPUR	8.107675	8.689119
	MEGHALAYA	11.812142	11.807850
	MIZORAM	5.408935	5.486234
	NAGALAND	5.809851	5.387679
	TRIPURA	6.667812	6.606086
	TOTAL	100.000000	100.0000

Generator	Beneficiaries	% Share as per REA	% Share after URS Adjustment
AGTCCPP	ARUNACHAL PRADESH	6.701962	6.701840
	ASSAM	43.716308	43.676796
	HVDC BNC	0.000000	0.000000
	MANIPUR	8.225769	8.631965
	MEGHALAYA	12.633846	12.633616
	MIZORAM	6.005000	6.004700
	NAGALAND	5.737692	5.356414
	TRIPURA	16.979423	16.994669
	TOTAL	100.000000	100.000000


Generator	Beneficiaries	% Share as per REA	% Share after URS Adjustment
BGTTP	ARUNACHAL PRADESH	5.132500	5.094878
	ASSAM	57.420000	57.016938
	HVDC BNC	0.200000	0.198592
	MANIPUR	3.318333	3.417551
	MEGHALAYA	0.000000	0.000000
	MIZORAM	2.655000	2.886965
	NAGALAND	4.930000	4.894487
	TRIPURA	0.150833	0.481118
	TAMIL NADU	18.720000	18.588596
	UTTRAKHAND	7.473334	7.420875
	TOTAL	100.000000	100.000000

Generator	Beneficiaries	% Share as per REA	% Share after URS Adjustment
PALATANA	ARUNACHAL PRADESH	3.030303	3.030246
	ASSAM	33.057851	33.057233
	HVDC BNC	0.000000	0.000000
	MANIPUR	7.162534	7.162400
	MEGHALAYA	10.881543	10.881340
	MIZORAM	5.785124	5.788039
	NAGALAND	7.162534	7.140380
	TRIPURA	26.997245	27.017496
	TOTAL	94.077134	94.077134

  
 (एस.एम.आइमोल/S.M.Aimal)  
 निदेशक/Director  
 उ.पू.वे.वि.स./NERPC  
 विद्युत मंत्रालय/Min. of Power  
 भारत सरकार/Govt. of India  
 शिलांग/Shillong

**NORTH EASTERN REGIONAL POWER COMMITTEE, SHILLONG**  
**BILATERAL EXCHANGES FOR THE MONTH OF March-2023**

A. LONG TERM ACCESS (LTA)							
Sr. No.	From	TO	Through (Trader)	Energy at Seller Periphery (MWh)	Energy at NER-ER Periphery (MWh)	Energy at Buyer Periphery (MWh)	Approval No.
1	Tripura_Ben	Manipur_Ben	AARTIIL	0.0000	0.0000	0.0000	BARA_MANIPUR
2	Tripura_Ben	Mizoram_Ben	AARTIIL	3353.0250	3353.0250	3228.9188	BARA_MIZO
3	RAJ_SOLAR	Assam_Ben	SECI_Trader	3254.3425	3254.3425	3254.3425	L_NER_2017_01
4	RAJ_SOLAR	Assam_Ben	NVVNL	621.6125	621.6125	621.6125	L_NER_2017_02
5	Tuticorin_Mytrah	Assam_Ben	Tuticorin_Mytrah	6260.8475	6260.8475	6260.8475	L_NER_2019_01
6	GIWEL_SECI-II_RE	Assam_Ben	GIWEL_SECI-II_RE	9028.7575	9028.7575	9028.7575	L_NER_2019_02

  
 (एस.एम.आइमोल/S.M.Aimal)  
 निदेशक/Director  
 उ.पू.क्षे.वि.स./NERPC  
 विद्युत मंत्रालय/Min. of Power  
 भारत सरकार/Govt. of India  
 शिलांग/Shillong

**NORTH EASTERN REGIONAL POWER COMMITTEE, SHILLONG**  
**BILATERAL EXCHANGES FOR THE MONTH OF March-2023**

B. SHORT TERM OPEN ACCESS (STOA)							
Sr. No.	From	TO	Through (Trader)	Energy at Seller Periphery (MWh)	Energy at NER-ER Periphery (MWh)	Energy at Buyer Periphery (MWh)	Approval No.
1	Arunachal_Ben	VLSEZ	IEXL	72.5000	72.5000	69.8538	ER/2023/6166/C
2	Arunachal_Ben	VLSEZ	PXIL	140.2500	140.2500	135.1309	ER/2023/6175/C
3	Arunachal_Ben	VLSEZ	IEXL	111.7500	111.7500	107.6711	ER/2023/6186/C
4	Arunachal_Ben	VLSEZ	PXIL	173.5000	173.5000	167.1152	ER/2023/6232/C
5	Arunachal_Ben	VLSEZ	PXIL	103.5000	103.5000	99.6912	ER/2023/6260/C
6	Arunachal_Ben	VLSEZ	PXIL	97.7500	97.7500	94.1626	ER/2023/6465/C
7	Arunachal_Ben	VLSEZ	PXIL	116.2500	116.2500	111.9836	ER/2023/6499/C
8	BYPL	Meghalaya_Ben	KEIPL	16320.0000	16320.0000	15716.3260	NER/2022/403/A
9	BYPL	Meghalaya_Ben	APPCPL	7200.0000	7200.0000	6936.7680	NER/2023/588/A
10	HARYANA	Meghalaya_Ben	MANIKARAN	22320.0000	22320.0000	21494.3760	NER/2023/603/F
11	Manipur_Ben	Nagaland_Ben	APPCPL	72.0000	72.0000	69.3720	NER/2023/617/D
12	Manipur_Ben	Nagaland_Ben	APPCPL	72.0000	72.0000	69.3720	NER/2023/618/C
13	TADASWIND	Manipur_Ben	HPXL	86.2500	86.2500	83.1019	NER/2023/619/C
14	Manipur_Ben	Nagaland_Ben	APPCPL	72.0000	72.0000	69.3720	NER/2023/620/D
15	TADASWIND	Manipur_Ben	HPXL	245.2500	245.2500	236.2984	NER/2023/621/C
16	BRPL	Meghalaya_Ben	APPCPL	45.0000	45.0000	43.3575	NER/2023/622/D
17	TADASWIND	Manipur_Ben	HPXL	252.0000	252.0000	242.8020	NER/2023/623/C
18	BYPL	Meghalaya_Ben	GMRETL	720.0000	720.0000	693.5040	NER/2023/624/D
19	BYPL	Meghalaya_Ben	GMRETL	720.0000	720.0000	693.5040	NER/2023/625/D
20	BYPL	Meghalaya_Ben	GMRETL	720.0000	720.0000	693.5040	NER/2023/626/D
21	TADASWIND	Manipur_Ben	HPXL	293.2500	293.2500	282.5464	NER/2023/627/C
22	TADASWIND	Manipur_Ben	HPXL	281.7500	281.7500	271.3816	NER/2023/628/C
23	SORANG_HEP	Nagaland_Ben	HPXL	131.0000	131.0000	126.1792	NER/2023/629/C
24	BYPL	Meghalaya_Ben	GMRETL	10080.0000	10080.0000	9707.1480	NER/2023/630/F
25	BYPL	Meghalaya_Ben	GMRETL	720.0000	720.0000	693.5040	NER/2023/631/D
26	SORANG_HEP	Nagaland_Ben	HPXL	129.0000	129.0000	124.2528	NER/2023/632/C
27	TADASWIND	Manipur_Ben	HPXL	260.0000	260.0000	250.4320	NER/2023/633/C
28	SORANG_HEP	Manipur_Ben	HPXL	86.0000	86.0000	82.8352	NER/2023/634/C

**NORTH EASTERN REGIONAL POWER COMMITTEE, SHILLONG**  
**BILATERAL EXCHANGES FOR THE MONTH OF March-2023**

<b>B. SHORT TERM OPEN ACCESS (STOA)</b>							
<b>Sr. No.</b>	<b>From</b>	<b>TO</b>	<b>Through (Trader)</b>	<b>Energy at Seller Periphery (MWh)</b>	<b>Energy at NER-ER Periphery (MWh)</b>	<b>Energy at Buyer Periphery (MWh)</b>	<b>Approval No.</b>
29	TADASWIND	Nagaland_Ben	HPXL	137.2500	137.2500	132.1992	NER/2023/635/C
30	BYPL	Arunachal_Ben	APPCPL	240.0000	240.0000	231.1680	NER/2023/636/C
31	BYPL	Nagaland_Ben	APPCPL	120.0000	120.0000	115.5840	NER/2023/637/C
32	BYPL	Arunachal_Ben	APPCPL	2400.0000	2400.0000	2312.9040	NER/2023/638/F
33	BYPL	Nagaland_Ben	APPCPL	1200.0000	1200.0000	1156.4520	NER/2023/639/F
34	TADASWIND	Nagaland_Ben	HPXL	127.0000	127.0000	122.3264	NER/2023/640/C
35	SORANG_HEP	Manipur_Ben	HPXL	88.0000	88.0000	84.7616	NER/2023/641/C
36	BYPL	Nagaland_Ben	APPCPL	120.0000	120.0000	115.5840	NER/2023/642/D
37	BYPL	Arunachal_Ben	APPCPL	240.0000	240.0000	231.1680	NER/2023/643/D
38	BYPL	Nagaland_Ben	APPCPL	1200.0000	1200.0000	1154.3400	NER/2023/644/F
39	BYPL	Arunachal_Ben	APPCPL	2400.0000	2400.0000	2308.6800	NER/2023/645/F
40	BYPL	Nagaland_Ben	APPCPL	120.0000	120.0000	115.5840	NER/2023/646/D
41	BYPL	Arunachal_Ben	APPCPL	240.0000	240.0000	231.1680	NER/2023/647/D
42	SORANG_HEP	Manipur_Ben	HPXL	90.0000	90.0000	86.6880	NER/2023/648/C
43	TADASWIND	Nagaland_Ben	HPXL	109.2500	109.2500	105.2296	NER/2023/649/C
44	TADASWIND	Nagaland_Ben	HPXL	119.5000	119.5000	115.1024	NER/2023/650/C
45	SORANG_HEP	Manipur_Ben	HPXL	113.0000	113.0000	108.8416	NER/2023/651/C
46	TADASWIND	Nagaland_Ben	HPXL	122.7500	122.7500	118.2328	NER/2023/652/C
47	SORANG_HEP	Manipur_Ben	HPXL	121.0000	121.0000	116.5472	NER/2023/653/C
48	TADASWIND	Nagaland_Ben	HPXL	126.2500	126.2500	121.6924	NER/2023/654/C
49	SORANG_HEP	Manipur_Ben	HPXL	99.0000	99.0000	95.4261	NER/2023/655/C
50	TADASWIND	Nagaland_Ben	HPXL	91.5000	91.5000	88.1969	NER/2023/656/C
51	SORANG_HEP	Manipur_Ben	HPXL	99.0000	99.0000	95.4261	NER/2023/657/C
52	SORANG_HEP	Nagaland_Ben	HPXL	115.5000	115.5000	111.3305	NER/2023/658/C
53	TADASWIND	Nagaland_Ben	HPXL	57.0000	57.0000	54.9423	NER/2023/659/C
54	TADASWIND	Nagaland_Ben	HPXL	78.0000	78.0000	75.1842	NER/2023/660/C
55	SORANG_HEP	Nagaland_Ben	HPXL	102.5000	102.5000	98.7998	NER/2023/661/C
56	RKM_POWER	Manipur_Ben	PXIL	190.0000	190.0000	183.1410	NER/2023/662/C

**NORTH EASTERN REGIONAL POWER COMMITTEE, SHILLONG**  
**BILATERAL EXCHANGES FOR THE MONTH OF March-2023**

B. SHORT TERM OPEN ACCESS (STOA)							
Sr. No.	From	TO	Through (Trader)	Energy at Seller Periphery (MWh)	Energy at NER-ER Periphery (MWh)	Energy at Buyer Periphery (MWh)	Approval No.
57	SORANG_HEP	Nagaland_Ben	HPXL	137.7500	137.7500	132.7772	NER/2023/663/C
58	BYPL	Meghalaya_Ben	KEIPL	180.0000	180.0000	173.5020	NER/2023/664/D
59	IPCL_WB	Meghalaya_Ben	KEIPL	157.5000	157.5000	151.8143	NER/2023/665/D
60	RKM_POWER	Manipur_Ben	PXIL	190.0000	190.0000	183.1410	NER/2023/666/C
61	SORANG_HEP	Nagaland_Ben	HPXL	72.7500	72.7500	70.1237	NER/2023/667/C
62	TADASWIND	Nagaland_Ben	HPXL	119.0000	119.0000	114.7041	NER/2023/668/C
63	BYPL	Meghalaya_Ben	KEIPL	180.0000	180.0000	173.3940	NER/2023/669/D
64	APCPDCL	Meghalaya_Ben	SAPLTL	313.7500	313.7500	302.2354	NER/2023/670/C
65	RKM_POWER	Manipur_Ben	PXIL	190.0000	190.0000	183.0270	NER/2023/671/C
66	SORANG_HEP	Nagaland_Ben	HPXL	127.5000	127.5000	122.8208	NER/2023/672/C
67	APCPDCL	Meghalaya_Ben	SAPLTL	485.0000	485.0000	467.2005	NER/2023/673/D
68	RKM_POWER	Manipur_Ben	PXIL	190.0000	190.0000	183.0270	NER/2023/674/C
69	TADASWIND	Nagaland_Ben	HPXL	43.0000	43.0000	41.4219	NER/2023/675/C
70	SORANG_HEP	Nagaland_Ben	HPXL	103.7500	103.7500	99.9424	NER/2023/676/C
71	Teesta_III	Manipur_Ben	APPCPL	67.5000	67.5000	65.0228	NER/2023/677/D
72	SORANG_HEP	Nagaland_Ben	HPXL	93.5000	93.5000	90.0686	NER/2023/678/C
73	TADASWIND	Nagaland_Ben	HPXL	63.0000	63.0000	60.6879	NER/2023/679/C
74	SORANG_HEP	Nagaland_Ben	HPXL	102.2500	102.2500	98.4974	NER/2023/680/C
75	TADASWIND	Nagaland_Ben	HPXL	47.0000	47.0000	45.2751	NER/2023/681/C
76	RKM_POWER	Arunachal_Ben	HPXL	720.0000	720.0000	693.5760	NER/2023/682/C
77	Teesta_III	Manipur_Ben	APPCPL	63.7500	63.7500	61.4104	NER/2023/683/D
78	SORANG_HEP	Nagaland_Ben	HPXL	100.5000	100.5000	96.8117	NER/2023/684/C
79	TADASWIND	Nagaland_Ben	HPXL	70.7500	70.7500	68.1535	NER/2023/685/C
80	APCPDCL	Arunachal_Ben	APPCPL	720.0000	720.0000	693.5760	NER/2023/686/C
81	SORANG_HEP	Nagaland_Ben	HPXL	107.7500	107.7500	103.7956	NER/2023/687/C
82	TADASWIND	Nagaland_Ben	HPXL	42.5000	42.5000	40.9403	NER/2023/688/C
83	APCPDCL	Arunachal_Ben	APPCPL	720.0000	720.0000	693.5760	NER/2023/689/D
84	Teesta_III	Nagaland_Ben	APPCPL	79.2500	79.2500	76.3415	NER/2023/690/D

**NORTH EASTERN REGIONAL POWER COMMITTEE, SHILLONG**  
**BILATERAL EXCHANGES FOR THE MONTH OF March-2023**


B. SHORT TERM OPEN ACCESS (STOA)							
Sr. No.	From	TO	Through (Trader)	Energy at Seller Periphery (MWh)	Energy at NER-ER Periphery (MWh)	Energy at Buyer Periphery (MWh)	Approval No.
85	TADASWIND	Nagaland_Ben	HPXL	46.5000	46.5000	44.7935	NER/2023/691/C
86	Teesta_III	Nagaland_Ben	APPCPL	89.2500	89.2500	85.7336	NER/2023/692/D
87	APCPDCL	Meghalaya_Ben	SAPLTL	986.2500	986.2500	947.3918	NER/2023/693/C
88	RKM_POWER	Manipur_Ben	PXIL	190.0000	190.0000	182.5140	NER/2023/694/C
89	SORANG_HEP	Nagaland_Ben	HPXL	137.5000	137.5000	132.0825	NER/2023/695/C
90	APCPDCL	Meghalaya_Ben	SAPLTL	362.5000	362.5000	348.2175	NER/2023/696/C
91	SORANG_HEP	Nagaland_Ben	HPXL	143.5000	143.5000	137.8461	NER/2023/697/C
92	TADASWIND	Nagaland_Ben	HPXL	89.0000	89.0000	85.4934	NER/2023/698/C
93	SIMHAPURI	Nagaland_Ben	HPXL	206.2500	206.2500	198.1238	NER/2023/699/C
94	RKM_POWER	Manipur_Ben	PXIL	180.0000	180.0000	172.9080	NER/2023/700/C
95	SORANG_HEP	Nagaland_Ben	HPXL	112.2500	112.2500	107.8274	NER/2023/701/C
96	TADASWIND	Nagaland_Ben	HPXL	84.5000	84.5000	81.1707	NER/2023/702/C
97	TADASWIND	Nagaland_Ben	HPXL	93.7500	93.7500	90.0563	NER/2023/703/C
98	SORANG_HEP	Nagaland_Ben	HPXL	97.0000	97.0000	93.1782	NER/2023/704/C
99	SORANG_HEP	Nagaland_Ben	HPXL	55.0000	55.0000	52.8330	NER/2023/705/C
100	SORANG_HEP	Manipur_Ben	HPXL	143.0000	143.0000	137.3658	NER/2023/706/C
101	TADASWIND	Nagaland_Ben	HPXL	54.7500	54.7500	52.5929	NER/2023/707/C
102	TADASWIND	Manipur_Ben	HPXL	77.7500	77.7500	74.6867	NER/2023/708/C
103	KAMENG	HARYANA	NVVNL	725.0000	725.0000	698.4800	NR/2023/10343/D
104	KAMENG	HARYANA	NVVNL	725.0000	725.0000	698.4800	NR/2023/10384/D
105	Manipur_Ben	STT	APPCPL	1872.0000	1872.0000	1802.1600	NR/2023/10419/F
106	Manipur_Ben	STT	APPCPL	72.0000	72.0000	69.3600	NR/2023/10420/D
107	KAMENG	HARYANA	NVVNL	750.0000	750.0000	722.5700	NR/2023/10429/D
108	Manipur_Ben	STT	APPCPL	72.0000	72.0000	69.3600	NR/2023/10459/D
109	KAMENG	HARYANA	NVVNL	830.0000	830.0000	799.6775	NR/2023/10463/D
110	KAMENG	HARYANA	NVVNL	675.0000	675.0000	650.2925	NR/2023/10493/D
111	KAMENG	HARYANA	NVVNL	870.0000	870.0000	838.0725	NR/2023/10517/D
112	KAMENG	HARYANA	NVVNL	870.0000	870.0000	838.0725	NR/2023/10545/D

**NORTH EASTERN REGIONAL POWER COMMITTEE, SHILLONG**  
**BILATERAL EXCHANGES FOR THE MONTH OF March-2023**

B. SHORT TERM OPEN ACCESS (STOA)							
Sr. No.	From	TO	Through (Trader)	Energy at Seller Periphery (MWh)	Energy at NER-ER Periphery (MWh)	Energy at Buyer Periphery (MWh)	Approval No.
113	KAMENG	HARYANA	NVVNL	900.0000	900.0000	866.9000	NR/2023/10567/D
114	KAMENG	HARYANA	NVVNL	915.0000	915.0000	881.3200	NR/2023/10590/D
115	KAMENG	HARYANA	NVVNL	900.0000	900.0000	866.9000	NR/2023/10610/D
116	KAMENG	HARYANA	NVVNL	900.0000	900.0000	866.9000	NR/2023/10636/D
117	KAMENG	HARYANA	NVVNL	870.0000	870.0000	838.0700	NR/2023/10659/D
118	KAMENG	HARYANA	NVVNL	870.0000	870.0000	838.6525	NR/2023/10680/D
119	KAMENG	HARYANA	NVVNL	870.0000	870.0000	838.6525	NR/2023/10706/C
120	KAMENG	HARYANA	NVVNL	870.0000	870.0000	838.6525	NR/2023/10728/C
121	KAMENG	HARYANA	NVVNL	870.0000	870.0000	838.6525	NR/2023/10753/C
122	KAMENG	HARYANA	NVVNL	870.0000	870.0000	838.6525	NR/2023/10781/D
123	KAMENG	HARYANA	NVVNL	870.0000	870.0000	838.6525	NR/2023/10814/C
124	KAMENG	HARYANA	NVVNL	855.0000	855.0000	824.1950	NR/2023/10836/D
125	KAMENG	HARYANA	NVVNL	855.0000	855.0000	823.6550	NR/2023/10851/D
126	KAMENG	HARYANA	NVVNL	903.1250	903.1250	869.9525	NR/2023/10879/C
127	KAMENG	HARYANA	NVVNL	923.6875	923.6875	889.7650	NR/2023/10906/C
128	KAMENG	HARYANA	NVVNL	860.0000	860.0000	828.4725	NR/2023/10934/C
129	KAMENG	HARYANA	NVVNL	884.3750	884.3750	851.9150	NR/2023/10954/D
130	KAMENG	HARYANA	NVVNL	1000.0200	1000.0200	963.3900	NR/2023/10990/C
131	KAMENG	HARYANA	NVVNL	855.0000	855.0000	823.6525	NR/2023/11007/D
132	KAMENG	HARYANA	NVVNL	855.0000	855.0000	821.3450	NR/2023/11028/D
133	KAMENG	HARYANA	NVVNL	1000.0200	1000.0200	960.6350	NR/2023/11061/D
134	KAMENG	HARYANA	NVVNL	900.0200	900.0200	864.5900	NR/2023/11090/C
135	KAMENG	HARYANA	NVVNL	950.0200	950.0200	912.6200	NR/2023/11124/C
136	KAMENG	HARYANA	NVVNL	855.0000	855.0000	821.3550	NR/2023/11146/D
137	PALATANA-GAS	TPL DIS SUR	TPTCL	7588.8000	7588.8000	7308.0878	WR/2022/10101/A
138	Arunachal_Ben	TPL DIS SUR	PXIL	146.2500	146.2500	140.9119	WR/2023/12920/C
139	Arunachal_Ben	TPL DIS SUR	IEXL	125.0000	125.0000	120.4375	WR/2023/12975/C
140	Arunachal_Ben	TPL DIS SUR	IEXL	123.7500	123.7500	119.1960	WR/2023/13038/C


**NORTH EASTERN REGIONAL POWER COMMITTEE, SHILLONG**  
**BILATERAL EXCHANGES FOR THE MONTH OF March-2023**

B. SHORT TERM OPEN ACCESS (STOA)							
Sr. No.	From	TO	Through (Trader)	Energy at Seller Periphery (MWh)	Energy at NER-ER Periphery (MWh)	Energy at Buyer Periphery (MWh)	Approval No.
141	Arunachal_Ben	TPL DIS SUR	IEXL	163.7500	163.7500	157.7240	WR/2023/13086/C
142	Arunachal_Ben	TPL DIS SUR	PXIL	162.5000	162.5000	156.5200	WR/2023/13113/C
143	Arunachal_Ben	TPL DIS SUR	IEXL	211.2500	211.2500	203.4760	WR/2023/13163/C
144	Arunachal_Ben	TPL DIS SUR	PXIL	178.7500	178.7500	172.1720	WR/2023/13188/C
145	Arunachal_Ben	TPL DIS SUR	IEXL	178.7500	178.7500	172.2971	WR/2023/13227/C
146	Arunachal_Ben	TPL DIS SUR	PXIL	178.7500	178.7500	172.2971	WR/2023/13260/C
147	Arunachal_Ben	TPL DIS SUR	IEXL	196.0000	196.0000	188.9244	WR/2023/13311/C
148	Arunachal_Ben	TPL DIS SUR	PXIL	215.0000	215.0000	207.2385	WR/2023/13346/C
149	Arunachal_Ben	TPL DIS AHM	IEXL	170.2500	170.2500	164.1040	WR/2023/13389/C
150	Arunachal_Ben	TPL DIS SUR	PXIL	171.5000	171.5000	165.3089	WR/2023/13414/C
151	Arunachal_Ben	TPL DIS SUR	IEXL	171.2500	171.2500	165.0679	WR/2023/13456/C
152	Arunachal_Ben	TPL DIS AHM	PXIL	168.7500	168.7500	162.5569	WR/2023/13485/C
153	Arunachal_Ben	TPL DIS SUR	IEXL	177.5000	177.5000	170.9858	WR/2023/13532/C
154	Arunachal_Ben	TPL DIS SUR	PXIL	247.5000	247.5000	238.4168	WR/2023/13558/C
155	Arunachal_Ben	TPL DIS AHM	IEXL	281.5000	281.5000	271.1690	WR/2023/13600/C
156	Arunachal_Ben	TPL DIS SUR	IEXL	143.2500	143.2500	137.9927	WR/2023/13678/C
157	Arunachal_Ben	BALCO_LOAD	PXIL	240.0000	240.0000	231.1920	WR/2023/13697/C
158	Arunachal_Ben	TPL DIS AHM	IEXL	111.5000	111.5000	107.1069	WR/2023/13738/C
159	Arunachal_Ben	TPL DIS AHM	PXIL	133.2500	133.2500	128.0000	WR/2023/13759/C

  
 (एस.एम.आइमोल/S.M.Aimal)  
 निदेशक/Director  
 उ.पू.खे.वि.स./NERPC  
 विद्युत मंत्रालय/Min. of Power  
 भारत सरकार/Govt. of India  
 शिलांग/Shillong

**NORTH EASTERN REGIONAL POWER COMMITTEE, SHILLONG  
BILATERAL EXCHANGES FOR THE MONTH OF March-2023**

<b>B. SHORT TERM OPEN ACCESS (INTER REGION)</b>					
<b>Sr. No.</b>	<b>From</b>	<b>TO</b>	<b>Energy at Seller Periphery (MWh)</b>	<b>Energy at NER-ER Periphery (MWh)</b>	<b>Energy at Buyer Periphery (MWh)</b>
1	BRBCL	Assam_Ben	20.2958	20.2958	19.5492
2	FSTPP I & II	Arunachal_Ben	1595.6580	1595.6580	1536.5577
3	FSTPP I & II	Assam_Ben	20995.1320	20995.1320	20217.4517
4	FSTPP I & II	Mizoram_Ben	1178.4376	1178.4376	1134.7904
5	FSTPP I & II	Nagaland_Ben	3330.4341	3330.4341	3207.0748
6	FSTPP-III	Assam_Ben	320.5428	320.5428	308.6857
7	KHSTPP-I	Arunachal_Ben	719.6063	719.6063	692.9934
8	KHSTPP-I	Assam_Ben	7831.3098	7831.3098	7541.6536
9	KHSTPP-I	Mizoram_Ben	531.4459	531.4459	511.7916
10	KHSTPP-I	Nagaland_Ben	1533.0757	1533.0757	1476.3726
11	KHSTPP-II	Assam_Ben	47212.6803	47212.6803	45471.8076
12	MANGDECHU	Assam_Ben	2191.5973	2191.5973	2111.2823
13	TSTPP-I	Arunachal_Ben	1356.7657	1356.7657	1306.5794
14	TSTPP-I	Assam_Ben	15072.2487	15072.2487	14514.7308
15	TSTPP-I	Mizoram_Ben	976.6606	976.6606	940.5343
16	TSTPP-I	Nagaland_Ben	2801.0758	2801.0758	2697.4652

  
 (एस.एम.आइमोल/S.M.Aimal)  
 निदेशक/Director  
 उ.पू.वे.वि.स/NERPC  
 विद्युत मंत्रालय/Min. of Power  
 भारत सरकार/Govt. of India  
 शिलांग/Shillong