



सत्यमेव जयते



Government of India  
Ministry of Power  
North Eastern Regional Power Committee  
Lapalang, Shillong 793006

No. NERPC/COM/ REA/2022 /2345-2383

Dt:02 August 2022

सेवा में / To,

संलग्न सूची के अनुसार  
As per list enclosed.

**Sub: Regional Energy Accounts for July 2022 – reg.**

सर/मैडम,  
Sir/Madam.

A copy of Regional Energy Accounts (REA) for the month of July 2022 is enclosed herewith for necessary action. The REA has been prepared in accordance with the CERC's Tariff Regulation, 2019-2024. The REA is also available on NERPC website [www.nerpc.nic.in](http://www.nerpc.nic.in).

Constituents may send their observation/ comments, if any on the same within 15 days from the date of issue of the account. In case no communication is received from constituents, the REA as issued would be treated as final REA. This REA includes URS adjusted allocations and Bilateral Exchanges.

Enclosed - As above.

भवदीय / Yours faithfully,

(एस. एम. आइमोल / S. M. Aimol)

निदेशक / Director

अधीक्षण अभियंता / Superintending Engineer  
वाणिज्य / Commercial

List of Addressees:

1. CMD, TSECL, Bidyut Bhawan, Agartala – 799 001
2. Director (Distribution), MePDCL, Lumjingshai, S.R. Road, Shillong – 793 001
3. Engineer-in-Chief (P&E), P&E Dept., Govt. of Mizoram, Aizawl – 796 001
4. Chief General Manager (Comml), APDCL, Bijulee Bhawan, Paltan Bazar, Guwahati – 781 001
5. Chief Engineer (Comm), Dept. of Power, Govt. of Arunachal Pradesh, Itanagar – 791 111
6. Managing Director, MSPDCL, Keishampat, Imphal-795 001.
7. E-in-C, Dept. of Power, Govt. of Nagaland, Kohima – 797 001
8. Chief Engineer, Loktak HE Project, Vidyut Vihar, Komkeirap, Manipur – 795 124
9. Executive Director (Comml.), NEEPCO Ltd., Lower New Colony, Shillong – 793 003
10. Executive Director, NERTS, POWERGRID, Lapalang, Shillong – 793 006
11. Managing Director, OTPC, Core 4 & Central, 10th Floor, SCOPE Minar, Laxmi Nagar, Delhi – 110092
12. GM (Comml.), NTPC, 3<sup>rd</sup> Floor OLIC building, Plot No.N.17/2, Nayapalli, Bhubaneswar-12
13. CE (G. M.), CEA, SewaBhawan, R.K.Puram, New Delhi – 110 066.
14. G. M., NERLDC, Lower Nongrah, Dongtieh, Lapalang, Shillong - 6.
15. C.G.M (SLDC ) AEGCL, Kahelipara, Guwahati.
16. Gen. Manager (Comml.), NHPC Ltd., NHPC Office complex, Sector –33, Faridabad-121003.
17. G.M (Commercial) APDCL, Bijulee Bhawan, Paltan Bazar, Guwahati - 781 001.
18. General Manager, Ranganadi HEP, NEEPCO, Yazlee, Ar. Pradesh
19. Project Manager, Doyang HEP, NEEPCO, Nagaland
20. Project Manager, AGBPP, NEEPCO Ltd., No. –III, Vill. Bokuloni, Dibrugarh, Assam.
21. Project Manager, AGTPP, NEEPCO Ltd., Ramchandranagar, Agartala, Tripura West- 799008.
22. Dy. G. M (Elect.), Kopili HEP, NEEPCO Ltd., Umrangso, N.C. Hills, Assam.
23. Supdt. Engr. (System Management) MeECL, Lumjingshai, Short Round Road, Shillong.
24. Supdt. Engr. (Commercial) Deptt. of Electricity, Govt.of Manipur, Keisampet, Imphal. 795001
25. Executive Engineer, MSLDC, P & E Dept., Chaltlang, Aizawl- 796012.
26. Supdt. Engr. Dimapur Sub-station Deptt. of Power, Govt.of Nagaland, Dimapur.
27. Dy. G. M. (Commercial) NERTS, Lower Nongrah, Dongtieh, Lapalang, Shillong - 6.
28. Dy. General Manager (ER), POWERGRID, Boring Road, Alankar Place, Patna - 800 001
29. DGM (Comml), OTPC, Core 4 & Central, 10th Floor, SCOPE Minar, Laxmi Nagar, Delhi – 110092
30. DGM (Comml.), NTPC, 3<sup>rd</sup> Floor OLIC building, Plot No.N.17/2, Nayapalli, Bhubaneswar-12
31. AGM (Comml.), NTPC, Bongaigaon Thermal Power Project, P.O Salakati, Kokrajhar-783369
32. Addl. General Manager,Comml & Sys.Opn., TSECL,Banamalipur,Agartala.-799001.
33. Ex. Engr., SLDC, Deptt. of Power, Itanagar, Ar. Pradesh – 791 111
34. CEO, NVVN Ltd., 7<sup>th</sup> Floor, Scope Complex, Lodhi Road, N.Delhi- 110 003
35. Power Trading Corpn. of India Ltd., 2<sup>nd</sup> Floor, NBCC Tower, 15-Bhikaji Cama Place, New Delhi – 66.
36. Member Secretary, NRPC,18-A,Shaheed Jeet Singh Marg,Katwaria Sarai, NewDelhi-110016.
37. Member Secretary, ERPC,14, Golf Club Road, Kolkata- 700 033.
38. Member Secretary, WRPC, Plot No F-3,MIDC Area, Opp Seepz,Marol,Andheri (E), Mumbai-400 093.
39. Member Secretary, SRPC, 29, Race Course Road, Bangalore- 560009.



(एस. एम. आइमोल / S. M. Aimol)


निदेशक / Director

अधीक्षण अभियंता / Superintending Engineer  
वाणिज्य / Commercial

**NORTH EASTERN REGIONAL POWER COMMITTEE, SHILLONG**  
**REGIONAL ENERGY ACCOUNT FOR THE MONTH OF July-2022**

<b>RANGANADI</b>			
Sr. No.	Details	Units	Figure
1	Installed Capacity	MW	405
2	Auxiliary Energy Consumption (AUX)	in %	1
3	Normative Plant Availability Factor (NAPAF)	in %	88
4	Annual Design Energy (DE)	GWh	1293.73 #
5	Free Energy for Home State (FEHS)	in %	12
6	Annual Saleable Energy	MU	1138.4824
7	Annual Fixed Charges	in ₹ Cr.	272.6449 #
8	Energy Charge Rate (ECR) on ex-PP basis	KWh	1.209
9	Scheduled energy (ex-bus) for the month	KWh	150799577.5
10	Free Energy (ex-PP) of the month	KWh	18095949.31
11	Saleable Energy (ex-PP) of the month	KWh	132703628.2
12	Total Energy Charge payable for the month	in ₹	160505036.2
13	Cumulative scheduled energy including current month	MWh	648712.1572
14	Plant Availability Factor achieved during the month (PAFM)	in %	100.1331515
15	Cumulative Plant Availability Factor achieved upto the month	in %	99.84892438
16	Capacity charge inclusive of incentive payable for the month	in ₹	131744175.8


<b>BILLING STATEMENT</b>					
Beneficiaries	Share allocation for the current month (%)	Capacity Charge Payble by beneficiaries (in ₹)	Drawal Schedule of Beneficiaries MWH	Billing Schedule of Beneficiaries MWH	Energy Charge payable by beneficiaries in ₹
ARUNACHAL PRADESH	18.4620	24322609.7397	27898.6405	9802.6912	11856354.8081
ASSAM	43.3280	57082116.4987	65055.6817	65055.6817	78684845.9624
HVDC BNC	0.0000	0.0000	0.0000	0.0000	0.0000
MANIPUR	8.3730	11030939.8413	12659.7254	12659.7254	15311937.6865
MEGHALAYA	11.5050	15157167.4279	17384.6065	17384.6065	21026681.3057
MIZORAM	5.7000	7509418.0217	8595.5759	8595.5759	10396348.9463
NAGALAND	5.3350	7028551.7799	8010.0424	8010.0424	9688146.1053
TRIPURA	7.2970	9613372.5095	11195.3052	11195.3052	13540721.4008
REG MEGHALAYA			0.0000		
<b>TOTAL</b>	<b>100.0000</b>	<b>131744175.8187</b>	<b>150799.5775</b>	<b>132703.6282</b>	<b>160505036.2152</b>

  
 (एन.ए.पी.सी. सदस्यता/ J. M. Aimali)  
 निदेशक/Director  
 उत्तरी पूर्वी क्षेत्र/NERPC  
 विद्युत मंत्रालय/Min. of Power  
 भारत सरकार/Govt. of India  
 शिल्लोंग/Shillong

**NORTH EASTERN REGIONAL POWER COMMITTEE, SHILLONG**  
**REGIONAL ENERGY ACCOUNT FOR THE MONTH OF July-2022**

LOKTAK			
Sr. No.	Details	Units	Figure
1	Installed Capacity	MW	105
2	Auxiliary Energy Consumption (AUX)	in %	1.2
3	Normative Plant Availability Factor (NAPAF)	in %	88
4	Annual Design Energy (DE)	GWh	448 #
5	Free Energy for Home State (FEHS)	in %	12
6	Annual Saleable Energy	MU	394.24
7	Annual Fixed Charges	in ₹ Cr.	150.2829 #
8	Energy Charge Rate (ECR) on ex-PP basis	KWh	1.929
9	Scheduled energy (ex-bus) for the month	KWh	74694962.64
10	Free Energy (ex-PP) of the month	KWh	8963395.517
11	Saleable Energy (ex-PP) of the month	KWh	65731567.12
12	Total Energy Charge payable for the month	in ₹	126804868.3
13	Cumulative scheduled energy including current month	MWh	218360.1783
14	Plant Availability Factor achieved during the month (PAFM)	in %	101.2145749
15	Cumulative Plant Availability Factor achieved upto the month	in %	95.40718126
16	Capacity charge inclusive of incentive payable for the month	in ₹	73402150.53

BILLING STATEMENT					
Beneficiaries	Share allocation for the current month (%) #	Capacity Charge Payable by beneficiaries (in ₹)	Drawal Schedule of Beneficiaries MWH	Billing Schedule of Beneficiaries MWH	Energy Charge payable by beneficiaries in ₹
ARUNACHAL PRADESH	4.9434	3628553.3504	3692.9805	3692.9805	7124246.7619
ASSAM	29.4467	21614476.8095	21992.6654	21992.6654	42426754.2317
HVDC BNC	0.0000	0.0000	0.0000	0.0000	0.0000
MANIPUR	34.5128	25333124.3779	25847.8218	16884.4263	32572286.7578
MEGHALAYA	7.9923	5866520.8619	5901.9444	5901.9444	11385629.6878
MIZORAM	5.0247	3688201.1564	3753.1605	3753.1605	7240341.8782
NAGALAND	6.4292	4719195.5266	4802.0084	4802.0084	9263707.9585
TRIPURA	11.6510	8552078.4434	8704.3816	8704.3816	16791900.9748
REG MEGHALAYA			0.0000		
TOTAL	100.0000	73402150.5261	74694.9626	65731.5671	126804868.2508

  
 (11th Floor, AEC Building / 5, 11A, Aizawl)  
 Director/Director  
 नॉर्थ ईस्ट रीजनल पावर कमिटी/NERPC  
 विद्युत मंत्रालय/Min. of Power  
 भारत सरकार/Govt. of India  
 शिलांग/Shillong

# Share allocations have been revised wef 00 hrs of 12.07.2022 for Manipur and Meghalaya. Pls note that for calculation of Capacity Charges, Weighted average allocations have been used.

**NORTH EASTERN REGIONAL POWER COMMITTEE, SHILLONG**  
**REGIONAL ENERGY ACCOUNT FOR THE MONTH OF July-2022**

<b>KHANDONG</b>			
Sr. No.	Details	Units	Figure
1	Installed Capacity	MW	50
2	Auxiliary Energy Consumption (AUX)	in %	1.2
3	Normative Plant Availability Factor (NAPAF)	in %	67
4	Annual Design Energy (DE)	GWh	277.61 #
5	Free Energy for Home State (FEHS)	in %	12
6	Annual Saleable Energy	MU	244.2968
7	Annual Fixed Charges	in ₹ Cr.	40.4858 #
8	Energy Charge Rate (ECR) on ex-PP basis	KWh	1.021
9	Scheduled energy (ex-bus) for the month	KWh	0
10	Free Energy (ex-PP) of the month	KWh	0
11	Saleable Energy (ex-PP) of the month	KWh	0
12	Total Energy Charge payable for the month	in ₹	0
13	Cumulative scheduled energy including current month	MWh	0
14	Plant Availability Factor achieved during the month (PAFM)	in %	0
15	Cumulative Plant Availability Factor achieved upto the month	in %	0
16	Capacity charge inclusive of incentive payable for the month	in ₹	0

<b>BILLING STATEMENT</b>					
Beneficiaries	Share allocation for the current month (%)	Capacity Charge Payble by beneficiaries (in ₹)	Drawal Schedule of Beneficiaries MWH	Billing Schedule of Beneficiaries MWH	Energy Charge payable by beneficiaries in ₹
ARUNACHAL PRADESH	4.1940	0.0000	0.0000	0.0000	0.0000
ASSAM	56.2850	0.0000	0.0000	0.0000	0.0000
HVDC BNC	0.0000	0.0000	0.0000	0.0000	0.0000
MANIPUR	6.5550	0.0000	0.0000	0.0000	0.0000
MEGHALAYA	16.9050	0.0000	0.0000	0.0000	0.0000
MIZORAM	3.9400	0.0000	0.0000	0.0000	0.0000
NAGALAND	6.6530	0.0000	0.0000	0.0000	0.0000
TRIPURA	5.4680	0.0000	0.0000	0.0000	0.0000
REG MEGHALAYA			0.0000		
<b>TOTAL</b>	<b>100.0000</b>	<b>0.0000</b>	<b>0.0000</b>	<b>0.0000</b>	<b>0.0000</b>


  
 S. M. Aimal / Director  
 उ. पू. श. वि. म. / NERPC  
 विद्युत मंत्रालय / Min. of Power  
 भारत सरकार / Govt. of India  
 शिल्लोंग / Shillong



**NORTH EASTERN REGIONAL POWER COMMITTEE, SHILLONG**  
**REGIONAL ENERGY ACCOUNT FOR THE MONTH OF July-2022**

<b>KOPILI-2</b>			
Sr. No.	Details	Units	Figure
1	Installed Capacity	MW	25
2	Auxiliary Energy Consumption (AUX)	in %	1.2
3	Normative Plant Availability Factor (NAPAF)	in %	69
4	Annual Design Energy (DE)	GWh	86.3 #
5	Free Energy for Home State (FEHS)	in %	12
6	Annual Saleable Energy	MU	75.944
7	Annual Fixed Charges	in ₹ Cr.	12.2577 #
8	Energy Charge Rate (ECR) on ex-PP basis	KWh	0.815
9	Scheduled energy (ex-bus) for the month	KWh	0
10	Free Energy (ex-PP) of the month	KWh	0
11	Saleable Energy (ex-PP) of the month	KWh	0
12	Total Energy Charge payable for the month	in ₹	0
13	Cumulative scheduled energy including current month	MWh	0
14	Plant Availability Factor achieved during the month (PAFM)	in %	0
15	Cumulative Plant Availability Factor achieved upto the month	in %	0
16	Capacity charge inclusive of incentive payable for the month	in ₹	0


<b>BILLING STATEMENT</b>					
Beneficiaries	Share allocation for the current month (%)	Capacity Charge Payble by beneficiaries (in ₹)	Drawal Schedule of Beneficiaries MWH	Billing Schedule of Beneficiaries MWH	Energy Charge payable by beneficiaries in ₹
ARUNACHAL PRADESH	5.9920	0.0000	0.0000	0.0000	0.0000
ASSAM	52.3550	0.0000	0.0000	0.0000	0.0000
HVDC BNC	0.0000	0.0000	0.0000	0.0000	0.0000
MANIPUR	6.9450	0.0000	0.0000	0.0000	0.0000
MEGHALAYA	13.6750	0.0000	0.0000	0.0000	0.0000
MIZORAM	6.0400	0.0000	0.0000	0.0000	0.0000
NAGALAND	5.7350	0.0000	0.0000	0.0000	0.0000
TRIPURA	9.2580	0.0000	0.0000	0.0000	0.0000
REG MEGHALAYA			0.0000		
<b>TOTAL</b>	<b>100.0000</b>	<b>0.0000</b>	<b>0.0000</b>	<b>0.0000</b>	<b>0.0000</b>

  
 (S.M. Aimon/S.M. Aimon)  
 Director/Director  
 उ.पु.वे.कि.म./NE-RPC  
 विद्युत मंत्रालय/Min. of Power  
 भारत सरकार/Govt. of India  
 शिल्लोण/Shillong

**NORTH EASTERN REGIONAL POWER COMMITTEE, SHILLONG**  
**REGIONAL ENERGY ACCOUNT FOR THE MONTH OF July-2022**

<b>DOYANG</b>			
Sr. No.	Details	Units	Figure
1	Installed Capacity	MW	75
2	Auxiliary Energy Consumption (AUX)	in %	1.2
3	Normative Plant Availability Factor (NAPAF)	in %	70
4	Annual Design Energy (DE)	GWh	227.24 #
5	Free Energy for Home State (FEHS)	in %	12
6	Annual Saleable Energy	MU	199.9712
7	Annual Fixed Charges	in ₹ Cr.	133.3798 #
8	Energy Charge Rate (ECR) on ex-PP basis	KWh	2.738
9	Scheduled energy (ex-bus) for the month	KWh	39873154.99
10	Free Energy (ex-PP) of the month	KWh	4784778.599
11	Saleable Energy (ex-PP) of the month	KWh	35088376.39
12	Total Energy Charge payable for the month	in ₹	118440148.1
13	Cumulative scheduled energy including current month	MWh	79229.41546
14	Plant Availability Factor achieved during the month (PAFM)	in %	73.03121327
15	Cumulative Plant Availability Factor achieved upto the month	in %	55.90960377
16	Capacity charge inclusive of incentive payable for the month	in ₹	59093453.47


<b>BILLING STATEMENT</b>					
Beneficiaries	Share allocation for the current month (%)	Capacity Charge Payble by beneficiaries (in ₹)	Drawal Schedule of Beneficiaries MWH	Billing Schedule of Beneficiaries MWH	Energy Charge payable by beneficiaries in ₹
ARUNACHAL PRADESH	5.6940	3364781.2403	2732.0323	2732.0323	9221923.2109
ASSAM	56.5030	33389574.0114	17467.4902	17467.4902	58961181.5449
HVDC BNC	0.0000	0.0000	0.0000	0.0000	0.0000
MANIPUR	8.1050	4789524.4033	3136.0577	3136.0577	10585703.0595
MEGHALAYA	11.8150	6981891.5269	4567.5039	4567.5039	15417522.7924
MIZORAM	5.4100	3196955.8325	2093.3406	2093.3406	7066031.5207
NAGALAND	5.8050	3430374.9736	7163.8451	2379.0665	8030493.8055
TRIPURA	6.6680	3940351.4771	2712.8851	2712.8851	9157292.2009
REG MEGHALAYA			0.0000		
TOTAL	100.0000	59093453.4651	39873.1550	35088.3764	118440148.1348

  
 (ए.ए.एम. आइमल/S.M. Aimal)  
 निदेशक/Director  
 उत्तर पूर्वी क्षेत्र/NERPC  
 विद्युत मंत्रालय/Min. of Power  
 भारत सरकार/Govt. of India  
 शिलांग/Shillong

**NORTH EASTERN REGIONAL POWER COMMITTEE, SHILLONG**  
**REGIONAL ENERGY ACCOUNT FOR THE MONTH OF July-2022**

PARE			
Sr. No.	Details	Units	Figure
1	Installed Capacity	MW	110
2	Free Energy for Home State (FEHS)	in %	13
3	Scheduled energy (ex-bus) for the month	KWh	59937482.4
4	Free Energy (ex-PP) of the month	KWh	7791872.712
5	Saleable Energy (ex-PP) of the month	KWh	52145609.69
6	Cumulative scheduled energy including current month	MWh	239330.5428
7	Plant Availability Factor achieved during the month (PAFM)	in %	103.0251582
8	Cumulative Plant Availability Factor achieved upto the month	in %	104.3143655


BILLING STATEMENT			
Beneficiaries	Share allocation for the current month (%)	Drawal Schedule of Beneficiaries MWH	Billing Schedule of Beneficiaries MWH
ARUNACHAL PRADESH	18.8725	11320.5719	3528.6991
ASSAM	40.5100	24237.8872	24237.8872
HVDC BNC	0.0000	0.0000	0.0000
MANIPUR	8.3550	5012.9946	5012.9946
MEGHALAYA	13.3300	7994.8843	7994.8843
MIZORAM	5.7650	3455.3958	3455.3958
NAGALAND	5.4000	3231.4061	3231.4061
TRIPURA	7.7675	4684.3426	4684.3426
REG MEGHALAYA		0.0000	
TOTAL	100.0000	59937.4824	52145.6097

  
 (S.M. Ainoli)  
 निदेशक/Director  
 उ.पु.वि.स./NERPC  
 विद्युत मंत्रालय/Min. of Power  
 भारत सरकार/Govt. of India  
 शिल्लोण/Shillong

**NORTH EASTERN REGIONAL POWER COMMITTEE, SHILLONG**  
**REGIONAL ENERGY ACCOUNT FOR THE MONTH OF July-2022**

<b>KAMENG</b>			
Sr. No.	Details	Units	Figure
1	Installed Capacity	MW	600
2	Free Energy for Home State (FEHS)	in %	12
3	Scheduled energy (ex-bus) for the month	KWh	378240997.1
4	Free Energy (ex-PP) of the month	KWh	45388919.65
5	Saleable Energy (ex-PP) of the month	KWh	332852077.5
6	Cumulative scheduled energy including current month	MWh	409838.497
7	Plant Availability Factor achieved during the month (PAFM)	in %	90.18980454
8	Cumulative Plant Availability Factor achieved upto the month	in %	66.55134842


<b>BILLING STATEMENT</b>			
Beneficiaries	Share allocation for the current month (%)	Drawal Schedule of Beneficiaries MWH	Billing Schedule of Beneficiaries MWH
ARUNACHAL PRADESH	13.8333	52627.8779	7238.9582
ASSAM	10.8333	41214.6029	41214.6029
HVDC BNC	0.0000	0.0000	0.0000
MANIPUR	0.0000	0.0000	0.0000
MEGHALAYA	2.5000	9511.0625	9511.0625
MIZORAM	0.0000	0.0000	0.0000
NAGALAND	1.5000	5706.6375	5706.6375
TRIPURA	0.0000	0.0000	0.0000
GOA	0.3333	0.0000	0.0000
HARYANA	2.1667	8242.9221	8242.9221
UTTAR PRADESH	9.1667	34873.8972	34873.8972
CHATTISGARH	2.1667	8242.9221	8242.9221
TAMIL NADU	0.0000	0.0000	0.0000
UTTRAKHAND	0.0000	0.0000	0.0000
REG MEGHALAYA		0.0000	
MERCHANT POWER	57.5000	217821.0750	217821.0750
<b>TOTAL</b>	<b>100.0000</b>	<b>378240.9971</b>	<b>332852.0775</b>

  
 (एच.एम. आइमोल/J. M. Airmol)  
 निदेशक/Director  
 उत्तरी क्षेत्र/NERPC  
 विद्युत मंत्रालय/Min. of Power  
 भारत सरकार/Govt. of India  
 शिल्लोण/Shillong

**NORTH EASTERN REGIONAL POWER COMMITTEE, SHILLONG**  
**REGIONAL ENERGY ACCOUNT FOR THE MONTH OF July-2022**

AGTCCPP			
Sr. No.	Details	Units	Figure
1	Plant Availability Factor (PEAK) (PAFMp) for current month	in %	88.08
2	Plant Availability Factor (OFF-PEAK) (PAFMop) for current month	in %	89.15
3	Cum. Plant Availability Factor (PEAK) upto current (Cum. PAFp) for High Demand Season	in %	0.00
4	Cum. Plant Availability Factor (OFF-PEAK) upto current (Cum. PAFop) for High Demand Season	in %	0.00
5	Cum. Plant Availability Factor (PEAK) upto current month (Cum. PAFp) for Low Demand Season	in %	79.07
6	Cum. Plant Availability Factor (OFF-PEAK) upto current month (Cum. PAFop) for Low Demand Season	in %	79.72
7	Normative Plant Availability Factor (NAPAF)	in %	85.00
8	Plant Load Factor for current month	in %	77.43
9	Cum. Plant Load Factor upto current month	in %	72.90
10	NAPLF	in %	85.00

BILLING STATEMENT					
Beneficiaries	Wt.	Schedule Energy for current month (MWh)	Cum. Schedule Energy upto current month (MWh)	Unrequisitioned Energy for current month (MWh)	Cum. Unrequisitioned Energy upto current month (MWh)
ARUNACHAL PRADESH	6.7020	5534.3731	19237.2863	54.0471	439.5651
ASSAM	43.7200	30929.1459	122653.8351	5850.4258	6120.6690
HVDC BNC	0.0000	0.0000	0.0000	0.0000	0.0000
MANIPUR	8.2250	6717.5444	23794.2218	147.9594	366.9964
MEGHALAYA	12.6330	10533.8791	36955.3990	0.0000	160.3362
MIZORAM	6.0000	3961.2607	15321.6461	1069.9600	2327.3050
NAGALAND	5.7370	4778.9861	16695.0557	4.5000	150.6616
TRIPURA	16.9830	14460.5240	50195.1003	30.5965	520.5945
REG MEGHALAYA		0.0000			
TOTAL	100.0000	76915.7133	284852.5443	7157.4888	10086.1277


  
 (S.M. Aimon) / S.M. Aimon  
 निदेशक / Director  
 उत्तर पूर्वी क्षेत्र / NEERC  
 विद्युत मंत्रालय / Min. of Power  
 भारत सरकार / Govt. of India  
 शिल्लोंग / Shillong

RRAS(MWH)	
RRAS UP	110.25
RRAS DOWN	4591.63

**NORTH EASTERN REGIONAL POWER COMMITTEE, SHILLONG**  
**REGIONAL ENERGY ACCOUNT FOR THE MONTH OF July-2022**

<b>AGBPP</b>			
Sr. No.	Details	Units	Figure
1	Plant Availability Factor (PEAK) (PAFMp) for current month	in %	68.05
2	Plant Availability Factor (OFF-PEAK) (PAFMop) for current month	in %	69.60
3	Cum. Plant Availability Factor (PEAK) upto current (Cum. PAFp) for High Demand Season	in %	0.00
4	Cum. Plant Availability Factor (OFF-PEAK) upto current (Cum. PAFop) for High Demand Season	in %	0.00
5	Cum. Plant Availability Factor (PEAK) upto current month (Cum. PAFp) for Low Demand Season	in %	72.43
6	Cum. Plant Availability Factor (OFF-PEAK) upto current month (Cum. PAFop) for Low Demand Season	in %	73.71
7	Normative Plant Availability Factor (NAPAF)	in %	72.00
8	Plant Load Factor for current month	in %	60.23
9	Cum. Plant Load Factor upto current month	in %	67.97
10	NAPLF	in %	85.00

<b>BILLING STATEMENT</b>					
Beneficiaries	Wt.	Schedule Energy for current month (MWh)	Cum. Schedule Energy upto current month (MWh)	Unrequisitioned Energy for current month (MWh)	Cum. Unrequisitioned Energy upto current month (MWh)
ARUNACHAL PRADESH	5.6940	8118.7372	32602.2102	197.5296	2079.2040
ASSAM	56.5030	71624.1714	332960.6512	12501.8074	12852.6849
HVDC BNC	0.0000	0.0000	0.0000	0.0000	0.0000
MANIPUR	8.1050	11178.0310	47968.4998	666.1294	1403.3535
MEGHALAYA	11.8150	17249.2392	71695.5713	0.0000	408.2429
MIZORAM	5.4100	6105.0966	27803.9103	1908.4963	5256.1234
NAGALAND	5.8050	8450.8334	34286.0189	24.7749	1070.3076
TRIPURA	6.6680	10541.9017	43095.1740	0.0000	298.5843
REG MEGHALAYA		0.0000			
<b>TOTAL</b>	<b>100.0000</b>	<b>133268.0105</b>	<b>590412.0356</b>	<b>15298.7376</b>	<b>23368.5006</b>

  
 (ए.ए.एम. आइ.सी.पी./S.M. Airmoti)  
 निदेशक/Director  
 उत्तरी पूर्वी क्षेत्र/NEERC  
 विद्युत मंत्रालय/Min. of Power  
 भारत सरकार/Govt. of India  
 शिलांग/Shillong

<b>RRAS(MWH)</b>	
RRAS UP	560.59
RRAS DOWN	7262.16


**NORTH EASTERN REGIONAL POWER COMMITTEE, SHILLONG**  
**REGIONAL ENERGY ACCOUNT FOR THE MONTH OF July-2022**

BGTPP			
Sr. No.	Details	Units	Figure
1	Plant Availability Factor (PEAK) (PAFMp) for current month	in %	102.90
2	Plant Availability Factor (OFF-PEAK) (PAFMop) for current month	in %	103.57
3	Cum. Plant Availability Factor (PEAK) upto current (Cum. PAFp) for High Demand Season	in %	0.00
4	Cum. Plant Availability Factor (OFF-PEAK) upto current (Cum. PAFop) for High Demand Season	in %	0.00
5	Cum. Plant Availability Factor (PEAK) upto current month (Cum. PAFp) for Low Demand Season	in %	101.42
6	Cum. Plant Availability Factor (OFF-PEAK) upto current month (Cum. PAFop) for Low Demand Season	in %	102.13
7	Normative Plant Availability Factor (NAPAF)	in %	85.00
8	Plant Load Factor for current month	in %	86.66
9	Cum. Plant Load Factor upto current month	in %	87.98
10	NAPLF	in %	85.00

BILLING STATEMENT					
Beneficiaries	Wt.	Schedule Energy for current month (MWh)	Cum. Schedule Energy upto current month (MWh)	Unrequisitioned Energy for current month (MWh)	Cum. Unrequisitioned Energy upto current month (MWh)
ARUNACHAL PRADESH	5.1325	13994.3869	61959.4038	11708.6256	38221.5135
ASSAM	57.4200	274610.5289	1092264.1985	12938.6576	35288.8551
HVDC BNC	0.2000	841.6865	3075.2059	159.8046	828.3015
MANIPUR	3.3183	16244.8824	63292.9066	386.2072	3348.1674
MEGHALAYA	0.0000	0.0000	0.0000	0.0000	19495.5938
MIZORAM	2.6550	3212.1393	29172.1769	10091.8820	36011.9575
NAGALAND	4.9300	22103.1267	81712.5622	2588.1259	11841.5859
TRIPURA	0.1508	8559.5904	41605.0267	0.0000	23.5336
GOA	0.0000	0.0000	0.0000	0.0000	0.0000
HARYANA	0.0000	0.0000	0.0000	0.0000	0.0000
UTTAR PRADESH	0.0000	0.0000	0.0000	0.0000	0.0000
CHATTISGARH	0.0000	0.0000	0.0000	0.0000	0.0000
TAMIL NADU	18.7200	64674.7974	293946.1152	29061.3530	66255.3344
UTTRAKHAND	7.4733	37425.2979	115530.9993	0.0000	0.0000
REG MEGHALAYA		0.0000			
<b>TOTAL</b>	<b>100.0000</b>	<b>441666.4364</b>	<b>1782558.5952</b>	<b>66934.6560</b>	<b>211314.8427</b>

RRAS(MWH)	
RRAS UP	8049.94
RRAS DOWN	15339.76


SCED(MWH)	
SCED UP	18899.71
SCED DOWN	13248.02

  
 (एस.एम. आइमल/S. M. Aimal)  
 निदेशक/Director  
 उ. पू. वि. ञ. /NERPC  
 विद्युत मंत्रालय/Min. of Power  
 भारत सरकार/Govt. of India  
 शिल्लोण/Shillong

**NORTH EASTERN REGIONAL POWER COMMITTEE, SHILLONG**  
**REGIONAL ENERGY ACCOUNT FOR THE MONTH OF July-2022**

<b>PALATANA</b>			
Sr. No.	Details	Units	Figure
1	Plant Availability Factor (PEAK) (PAFMp) for current month	in %	80.35
2	Plant Availability Factor (OFF-PEAK) (PAFMop) for current month	in %	78.17
3	Cum. Plant Availability Factor (PEAK) upto current (Cum. PAFp) for High Demand Season	in %	0.00
4	Cum. Plant Availability Factor (OFF-PEAK) upto current (Cum. PAFop) for High Demand Season	in %	0.00
5	Cum. Plant Availability Factor (PEAK) upto current month (Cum. PAFp) for Low Demand Season	in %	67.17
6	Cum. Plant Availability Factor (OFF-PEAK) upto current month (Cum. PAFop) for Low Demand Season	in %	66.94
7	Normative Plant Availability Factor (NAPAF)	in %	85.00
8	Plant Load Factor for current month	in %	77.37
9	Cum. Plant Load Factor upto current month	in %	66.53
10	NAPLF	in %	85.00

<b>BILLING STATEMENT</b>					
Beneficiaries	Wt.	Schedule Energy for current month (MWh)	Cum. Schedule Energy upto current month (MWh)	Unrequisitioned Energy for current month (MWh)	Cum. Unrequisitioned Energy upto current month (MWh)
ARUNACHAL PRADESH	3.0303	12185.4489	41067.1835	254.0303	686.9242
ASSAM	33.0579	135565.1323	455345.5225	139.9277	173.2335
HVDC BNC	0.0000	0.0000	0.0000	0.0000	0.0000
MANIPUR	7.1625	29402.9570	98357.9602	1.0000	335.2707
MEGHALAYA	10.8815	44671.3999	149822.2762	0.0000	120.3182
MIZORAM	5.7851	23190.4067	78724.0597	558.9446	989.5831
NAGALAND	7.1625	29403.9569	98566.0972	0.0000	128.1744
TRIPURA	26.9972	110947.6152	371795.7065	0.0000	514.6922
REG MEGHALAYA		0.0000			
TOTAL	94.0771	385366.9170	1293678.8057	953.9026	2948.1962


  
 (S.M. Aimal) (S.M. Aimal)  
 Director/Director  
 उ.पु.स.वि.स./NERPC  
 विद्युत मंत्रालय/Min. of Power  
 भारत सरकार/Govt. of India  
 शिलांग/Shillong

**C. SHARE ALLOCATIONS % IN CS STATIONS FROM EASTERN REGION**

Sl No.		Farakka I & II	Farakka III	Kahalgaon I	Kahalgaon II	Talcher
1	Ar.Pradesh	0.191917	0.000000	0.191747	0.000000	0.196898
2	Assam	2.455737	0.000000	2.104847	5.093479	2.095419
3	Manipur	0.000000	0.000000	0.000000	0.000000	0.000000
4	Meghalaya	0.000000	0.000000	0.000000	0.000000	0.000000
5	Mizoram	0.141736	0.000000	0.141610	0.000000	0.141736
6	Nagaland	0.429803	0.000000	0.424460	0.000000	0.424823
7	Assam (NVVN Coal Power)	0.091912	0.091912	0.091912	0.091912	0.091912

**WEIGHTED AVERAGE ENTITLEMENT OF THE BENEFICIARIES FOR THE MONTH**

Beneficiaries	Weighted Average Entitlement		Weighted Average		Total Entitlement for the current month of ISGS	
	in MW	in (%)	in MW	in (%)	in MW	in (%)
Ar. Pradesh	288.6158	10.2954	6.6503	2.0174	295.2661	9.4245
Assam	1388.8624	49.5432	303.4289	92.0473	1692.2913	54.0154
Manipur	224.5927	8.0116	0.0000	0.0000	224.5927	7.1687
Meghalaya	262.0773	9.3488	0.0000	0.0000	262.0773	8.3651
Mizoram	136.8169	4.8805	4.8747	1.4788	141.6916	4.5226
Nagaland	187.1734	6.6768	14.6905	4.4565	201.8639	6.4432
Tripura	313.6964	11.1901	0.0000	0.0000	313.6964	10.0127
HVDC	1.5000	0.0535	0.0000	0.0000	1.5000	0.0479
<b>Total</b>	<b>2803.3348</b>	<b>100.0000</b>	<b>329.6444</b>	<b>100.0000</b>	<b>3132.9793</b>	<b>100.0000</b>

  
 (A. Almol) / S. A. Almol  
 Director / Director  
 NEERC / NEERC  
 Ministry of Power / Min. of Power  
 Government of India / Govt. of India  
 Shillong / Shillong


**NORTH EASTERN REGIONAL POWER COMMITTEE  
URS STATEMENT FOR THE MONTH OF July-2022**

Generator	Beneficiaries	% Share as per REA	% Share after URS Adjustment
AGBPP	ARUNACHAL PRADESH	5.6940	5.6660
	ASSAM	56.5030	56.3233
	HVDC BNC	0.0000	0.0000
	MANIPUR	8.1050	8.0637
	MEGHALAYA	11.8150	11.8147
	MIZORAM	5.4100	5.1066
	NAGALAND	5.8050	5.8051
	TRIPURA	6.6680	7.2206
	TOTAL	100.0000	100.0000

Generator	Beneficiaries	% Share as per REA	% Share after URS Adjustment
AGTCCPP	ARUNACHAL PRADESH	6.7020	6.7014
	ASSAM	43.7200	43.6099
	HVDC BNC	0.0000	0.0000
	MANIPUR	8.2250	8.2208
	MEGHALAYA	12.6330	12.6332
	MIZORAM	6.0000	5.7183
	NAGALAND	5.7370	5.7368
	TRIPURA	16.9830	17.3797
	TOTAL	100.0000	100.0000


Generator	Beneficiaries	% Share as per REA	% Share after URS Adjustment
BGTPP	ARUNACHAL PRADESH	5.1325	4.4853
	ASSAM	57.4200	57.3441
	HVDC BNC	0.2000	0.1914
	MANIPUR	3.3183	3.3127
	MEGHALAYA	0.0000	0.0000
	MIZORAM	2.6550	2.1616
	NAGALAND	4.9300	4.8127
	TRIPURA	0.1508	1.7092
	TAMIL NADU	18.7200	18.5098
	UTTRAKHAND	7.4733	7.4732
	TOTAL	100.0000	100.0000

Generator	Beneficiaries	% Share as per REA	% Share after URS Adjustment
PALATANA	ARUNACHAL PRADESH	3.0303	3.0191
	ASSAM	33.0579	33.0579
	HVDC BNC	0.0000	0.0000
	MANIPUR	7.1625	7.1625
	MEGHALAYA	10.8815	10.8815
	MIZORAM	5.7851	5.7677
	NAGALAND	7.1625	7.1625
	TRIPURA	26.9972	27.0258
	TOTAL	94.0771	94.0771

  
 (S.M. Aisool)  
 Director/Director  
 Director/Min./NERPC  
 Ministry of Power/Govt. of India  
 Shillong/Shillong


**NORTH EASTERN REGIONAL POWER COMMITTEE, SHILLONG  
BILATERAL EXCHANGES FOR THE MONTH OF July-2022**

A. LONG TERM ACCESS (LTA)							
Sr. No.	From	TO	Through (Trader)	Energy at Seller Periphery (MWh)	Energy at NER-ER Periphery (MWh)	Energy at Buyer Periphery (MWh)	Approval No.
1	Tripura_Ben	Manipur_Ben	AARTIL	0.0000	0.0000	0.0000	BARA_MANIPUR
2	Tripura_Ben	Mizoram_Ben	AARTIL	3253.1250	3253.1250	3140.0240	BARA_MIZO
3	NORTH_EAST	SOUTH	WHEELING	5323.5450	5323.5450	5323.5450	BGTPP_ISGS_TN_via_NER-ER-SR
4	RAJ_SOLAR	Assam_Ben	SECI_Trader	2966.2500	2966.2500	2966.2500	L_NER_2017_01
5	RAJ_SOLAR	Assam_Ben	NVVNL	521.2975	521.2975	521.2975	L_NER_2017_02
6	Tuticorin_Mytrah	Assam_Ben	Tuticorin_Mytrah	14654.6325	14654.6325	14654.6325	L_NER_2019_01
7	GIWEL_SECI-II_RE	Assam_Ben	GIWEL_SECI-II_RE	15984.8100	15984.8100	15984.8100	L_NER_2019_02


  
 (S.M. Aimal) (S.M. Aimal)  
 निदेशक/Director  
 उत्तर-पूर्व क्षेत्र/NERPC  
 विद्युत मंत्रालय/Min. of Power  
 भारत सरकार/Govt. of India  
 शिलांग/Shillong

**NORTH EASTERN REGIONAL POWER COMMITTEE, SHILLONG  
BILATERAL EXCHANGES FOR THE MONTH OF July-2022**


B. SHORT TERM OPEN ACCESS (STOA)							
Sr. No.	From	TO	Through (Trader)	Energy at Seller Periphery (MWh)	Energy at NER-ER Periphery (MWh)	Energy at Buyer Periphery (MWh)	Approval No.
1	SORANG_HEP	APDCL	IEXL	290.0000	290.0000	280.0240	NER/2022/10/C
2	Teesta_III	MePDCL	APPCPL	77.5000	77.5000	74.8340	NER/2022/11/D
3	RPREL	Assam_Ben	IEXL	1600.0000	1600.0000	1544.9600	NER/2022/12/C
4	RPREL	Assam_Ben	IEXL	1600.0000	1600.0000	1544.9600	NER/2022/13/C
5	RPREL	Assam_Ben	IEXL	1800.0000	1800.0000	1741.3200	NER/2022/14/C
6	APSPDCL	Meghalaya_Ben	KEIPL	237.5000	237.5000	229.7575	NER/2022/15/C
7	RPREL	Assam_Ben	IEXL	1800.0000	1800.0000	1741.3200	NER/2022/16/C
8	APSPDCL	Meghalaya_Ben	KEIPL	91.2500	91.2500	88.2753	NER/2022/17/D
9	RPREL	Assam_Ben	IEXL	1800.0000	1800.0000	1741.3200	NER/2022/18/C
10	APSPDCL	Meghalaya_Ben	KEIPL	30.0000	30.0000	29.0220	NER/2022/19/D
11	RPREL	Assam_Ben	IEXL	2400.0000	2400.0000	2321.7600	NER/2022/20/C
12	RPREL	Assam_Ben	IEXL	2400.0000	2400.0000	2321.7600	NER/2022/21/C
13	RPREL	Assam_Ben	IEXL	1400.0000	1400.0000	1354.3600	NER/2022/22/C
14	RPREL	Assam_Ben	IEXL	780.0000	780.0000	754.5720	NER/2022/23/C
15	APSPDCL	Meghalaya_Ben	KEIPL	23.4375	23.4375	22.6523	NER/2022/24/D
16	APSPDCL	Meghalaya_Ben	KEIPL	80.3125	80.3125	77.6220	NER/2022/25/C
17	RPREL	Assam_Ben	IEXL	600.0000	600.0000	577.3800	NER/2022/26/C
18	RPREL	Assam_Ben	IEXL	575.0000	575.0000	553.3225	NER/2022/27/C
19	RPREL	Assam_Ben	IEXL	260.0000	260.0000	250.1980	NER/2022/28/C
20	APNRL	Assam_Ben	IEXL	138.0000	138.0000	132.7974	NER/2022/29/C
21	SORANG_HEP	Assam_Ben	IEXL	330.0000	330.0000	317.5590	NER/2022/30/C
22	RPREL	Assam_Ben	IEXL	690.0000	690.0000	663.9870	NER/2022/31/C
23	JPL	Assam_Ben	IEXL	100.0000	100.0000	96.2300	NER/2022/32/C
24	RPREL	Assam_Ben	IEXL	1250.0000	1250.0000	1202.8750	NER/2022/33/C
25	JPL	Assam_Ben	IEXL	100.0000	100.0000	96.2300	NER/2022/34/C
26	JPL-2	Assam_Ben	IEXL	100.0000	100.0000	96.2300	NER/2022/35/C
27	RPREL	Assam_Ben	IEXL	2360.0000	2360.0000	2271.0280	NER/2022/36/C
28	RPREL	MePDCL	APPCPL	1995.0000	1995.0000	1927.5690	NER/2022/6/D
29	SIKKIM	MePDCL	APPCPL	148.5000	148.5000	143.3916	NER/2022/7/D
30	JPL	APDCL	IEXL	120.0000	120.0000	115.8720	NER/2022/8/C
31	JPL-2	APDCL	IEXL	120.0000	120.0000	115.8720	NER/2022/9/C
32	Manipur_Ben	NPCL(UP)	APPCPL	70.0000	70.0000	67.6200	NR/2022/2137/D
33	Manipur_Ben	NPCL(UP)	APPCPL	70.0000	70.0000	67.6200	NR/2022/2177/D
34	Manipur_Ben	NPCL(UP)	APPCPL	70.0000	70.0000	67.6200	NR/2022/2231/D
35	Manipur_Ben	NPCL(UP)	APPCPL	70.0000	70.0000	67.6200	NR/2022/2243/D
36	Manipur_Ben	NPCL(UP)	APPCPL	70.0000	70.0000	67.6200	NR/2022/2271/D
37	Manipur_Ben	NPCL(UP)	APPCPL	70.0000	70.0000	67.6200	NR/2022/2318/D

  
 (एस.एम. आइमल/S.M.Aimal)  
 निदेशक/Director  
 उत्तरी क्षेत्र/NERPC  
 विद्युत मंत्रालय/Min. of Power  
 भारत सरकार/Govt. of India  
 शिल्लॉंग/Shillong

38	Manipur_Ben	NPCL(UP)	APPCPL	560.0000	560.0000	541.3800	NR/2022/2338/F
39	Manipur_Ben	NPCL(UP)	APPCPL	70.0000	70.0000	67.6200	NR/2022/2355/D
40	Manipur_Ben	NPCL(UP)	APPCPL	70.0000	70.0000	67.6200	NR/2022/2399/D
41	Arunachal_Ben	NPCL(UP)	APPCPL	195.0000	195.0000	188.2400	NR/2022/2408/D
42	Arunachal_Ben	NPCL(UP)	APPCPL	150.0000	150.0000	144.8000	NR/2022/2442/D
43	Arunachal_Ben	NPCL(UP)	APPCPL	143.7500	143.7500	139.0575	NR/2022/2526/D
44	Arunachal_Ben	NPCL(UP)	APPCPL	360.0000	360.0000	348.2400	NR/2022/2554/D
45	Arunachal_Ben	NPCL(UP)	APPCPL	195.0000	195.0000	188.6300	NR/2022/2598/D
46	Meghalaya_Ben	BYPL	APPCPL	9656.0625	9656.0625	9331.3400	NR/2022/262/A
47	Arunachal_Ben	NPCL(UP)	APPCPL	120.0000	120.0000	116.0800	NR/2022/2637/D
48	Arunachal_Ben	NPCL(UP)	APPCPL	140.0000	140.0000	135.4100	NR/2022/2639/D
49	Arunachal_Ben	NPCL(UP)	APPCPL	112.5000	112.5000	108.8250	NR/2022/2677/D
50	Arunachal_Ben	NPCL(UP)	APPCPL	165.0000	165.0000	159.6100	NR/2022/2679/D
51	Arunachal_Ben	NPCL(UP)	APPCPL	195.0000	195.0000	188.6300	NR/2022/2744/C
52	Arunachal_Ben	NPCL(UP)	APPCPL	165.0000	165.0000	159.6100	NR/2022/2745/C
53	Meghalaya_Ben	PUNJAB	KEIPL	202.7075	202.7075	196.0600	NR/2022/2765/D
54	Arunachal_Ben	NPCL(UP)	APPCPL	90.0000	90.0000	87.0600	NR/2022/2781/C
55	Arunachal_Ben	NPCL(UP)	APPCPL	86.2500	86.2500	83.3700	NR/2022/2819/C
56	Arunachal_Ben	NPCL(UP)	APPCPL	103.7500	103.7500	100.2900	NR/2022/2840/D
57	Meghalaya_Ben	PUNJAB	KEIPL	143.7500	143.7500	138.9350	NR/2022/2861/C
58	Arunachal_Ben	NPCL(UP)	APPCPL	128.7500	128.7500	124.4400	NR/2022/2881/D
59	Arunachal_Ben	NPCL(UP)	APPCPL	270.0000	270.0000	261.0000	NR/2022/2913/D
60	Arunachal_Ben	NPCL(UP)	APPCPL	90.0000	90.0000	87.0000	NR/2022/2915/D
61	Meghalaya_Ben	PUNJAB	KEIPL	105.2500	105.2500	101.7250	NR/2022/2944/C
62	Arunachal_Ben	NPCL(UP)	APPCPL	90.0000	90.0000	87.0000	NR/2022/2964/D
63	Arunachal_Ben	NPCL(UP)	APPCPL	255.0000	255.0000	246.5000	NR/2022/2966/D
64	Meghalaya_Ben	PUNJAB	KEIPL	253.5000	253.5000	245.0075	NR/2022/2984/C
65	Arunachal_Ben	NPCL(UP)	APPCPL	172.5000	172.5000	166.7500	NR/2022/3000/D
66	Arunachal_Ben	NPCL(UP)	APPCPL	90.0000	90.0000	87.0000	NR/2022/3001/D
67	Meghalaya_Ben	PUNJAB	KEIPL	424.7500	424.7500	410.5200	NR/2022/3020/C
68	Arunachal_Ben	NPCL(UP)	APPCPL	277.5000	277.5000	268.2500	NR/2022/3040/D
69	Meghalaya_Ben	PUNJAB	KEIPL	107.5000	107.5000	103.9050	NR/2022/3056/C
70	Arunachal_Ben	NPCL(UP)	APPCPL	90.0000	90.0000	86.5800	NR/2022/3071/D
71	Meghalaya_Ben	PUNJAB	KEIPL	135.0000	135.0000	129.9175	NR/2022/3086/C
72	Arunachal_Ben	NPCL(UP)	APPCPL	360.0000	360.0000	346.3200	NR/2022/3101/D
73	Meghalaya_Ben	PUNJAB	KEIPL	124.7500	124.7500	120.0475	NR/2022/3118/C
74	Arunachal_Ben	NPCL(UP)	APPCPL	360.0000	360.0000	346.3200	NR/2022/3131/D
75	Meghalaya_Ben	PUNJAB	KEIPL	39.5000	39.5000	38.0125	NR/2022/3164/C
76	Arunachal_Ben	NPCL(UP)	APPCPL	360.0000	360.0000	346.3200	NR/2022/3177/D
77	Meghalaya_Ben	PUNJAB	KEIPL	67.5000	67.5000	64.9500	NR/2022/3191/D
78	Arunachal_Ben	NPCL(UP)	APPCPL	360.0000	360.0000	346.3200	NR/2022/3225/D
79	Meghalaya_Ben	PUNJAB	KEIPL	113.5000	113.5000	109.2125	NR/2022/3260/C
80	Arunachal_Ben	NPCL(UP)	APPCPL	360.0000	360.0000	346.3200	NR/2022/3265/D


  
 (एस.एम. अलमोल/S.M. Almol)  
 निदेशक/Director  
 न्यून वोल्टेज/NERPC  
 विद्युत मंत्रालय/Min. of Power  
 भारत सरकार/Govt. of India  
 शिल्लॉंग/Shillong

81	Meghalaya_Ben	PUNJAB	KEIPL	160.7500	160.7500	154.6700	NR/2022/3290/C
82	Arunachal_Ben	NPCL(UP)	APPCPL	187.5000	187.5000	180.3750	NR/2022/3298/D
83	Meghalaya_Ben	BYPL	KEIPL	32065.7600	32065.7600	30958.6700	NR/2022/98706/A
84	Manipur_Ben	BYPL	KEIPL	4185.0000	4185.0000	4040.1900	NR/2022/98713/A
85	Manipur_Ben	BYPL	KEIPL	11160.0000	11160.0000	10773.8400	NR/2022/98714/A
86	Meghalaya_Ben	BRPL	KEIPL	21168.0000	21168.0000	20438.6400	NR/2022/98789/A
87	Meghalaya_Ben	BYPL	MANIKARAN	16792.0800	16792.0800	16211.5200	NR/2022/99153/A
88	Meghalaya_Ben	BYPL	GMRETL	29232.0000	29232.0000	28223.7600	NR/2022/99217/A
89	Nagaland_Ben	HARYANA	APPCPL	11532.0000	11532.0000	11135.0400	NR/2022/99247/A
90	Arunachal_Ben	PUNJAB	APPCPL	6957.5800	6957.5800	6723.2800	NR/2022/99284/A
91	Manipur_Ben	PUNJAB	APPCPL	11219.7000	11219.7000	10822.7000	NR/2022/99287/A
92	Arunachal_Ben	HARYANA	APPCPL	22320.0000	22320.0000	21551.7600	NR/2022/99586/A

  
 (एस.एम.आल्मोल/S.M. Almol)  
 निदेशक/Director  
 उ.पु.वे.वि.भ./NEERC  
 विद्युत मंत्रालय/Min. of Power  
 भारत सरकार/Govt. of India  
 शिलांग/Shillong


**NORTH EASTERN REGIONAL POWER COMMITTEE, SHILLONG**  
**BILATERAL EXCHANGES FOR THE MONTH OF July-2022**

B. SHORT TERM OPEN ACCESS (INTER REGION)					
Sr. No.	From	TO	Energy at Seller Periphery (MWh)	Energy at NER-ER Periphery (MWh)	Energy at Buyer Periphery (MWh)
1	BRBCL	Assam_Ben	12.6682	12.6682	12.2398
2	FSTPP I & II	Arunachal_Ben	2122.5154	2122.5154	2049.3557
3	FSTPP I & II	Assam_Ben	23129.0726	23129.0726	22333.2206
4	FSTPP I & II	Mizoram_Ben	1567.5359	1567.5359	1513.5056
5	FSTPP I & II	Nagaland_Ben	4748.9275	4748.9275	4585.2368
6	FSTPP-III	Assam_Ben	0.0000	0.0000	0.0000
7	KHSTPP-I	Arunachal_Ben	1000.5002	1000.5002	966.0078
8	KHSTPP-I	Assam_Ben	10095.2669	10095.2669	9747.5476
9	KHSTPP-I	Mizoram_Ben	738.8927	738.8927	713.4191
10	KHSTPP-I	Nagaland_Ben	2214.6837	2214.6837	2138.3317
11	KHSTPP-II	Assam_Ben	47615.4283	47615.4283	45973.1752
12	MANGDECHU	Assam_Ben	68645.6771	68645.6771	66274.2264
13	TSTPP-I	Arunachal_Ben	1351.9595	1351.9595	1305.3490
14	TSTPP-I	Assam_Ben	14951.3117	14951.3117	14435.7212
15	TSTPP-I	Mizoram_Ben	973.2246	973.2246	939.6714
16	TSTPP-I	Nagaland_Ben	2913.9387	2913.9387	2813.4746

  
 (एस.एम. आइमोल / S.M. Aimol)  
 निदेशक/Director  
 उत्तरी पूर्वी क्षेत्र/NER-ERC  
 विद्युत मंत्रालय/Min. of Power  
 भारत सरकार/Govt. of India  
 शिलांग/Shillong

**NORTH EASTERN REGIONAL POWER COMMITTEE, SHILLONG**  
**BILATERAL EXCHANGES FOR THE MONTH OF July-2022**

Collective transaction from Power Exchanges (-ve means injection; +ve means drawal)										
Sr. No.	Particular	STOA			IEX			PXI		
		Energy at Seller Periphery (MWh)	Energy at NER-ER Periphery (MWh)	Energy at Buyer Periphery (MWh)	Energy at Seller Periphery (MWh)	Energy at NER-ER Periphery (MWh)	Energy at Buyer Periphery (MWh)	Energy at Seller Periphery (MWh)	Energy at NER-ER Periphery (MWh)	Energy at Buyer Periphery (MWh)
1	Arunachal_Ben	-34950.08	-34950.08		-29061.55	-29061.55		0.00	0.00	
2	Arunachal_Ben		0.00	0.00		73.75	71.35		0.00	0.00
3	Assam_Ben	0.00	0.00		-58505.00	-58505.00		0.00	0.00	
4	Assam_Ben		22613.00	21835.94		204471.01	197456.58		742.76	717.49
5	Manipur_Ben	-27684.70	-27684.70		-5876.25	-5876.25		0.00	0.00	
6	Manipur_Ben		0.00	0.00		10990.29	10604.28		0.00	0.00
7	Meghalaya_Ben	-110792.36	-110792.36		-5219.25	-5219.25		0.00	0.00	
8	Meghalaya_Ben		2683.50	2593.12		10618.20	10257.01		0.00	0.00
9	Mizoram_Ben	0.00	0.00		-26181.41	-26181.41		0.00	0.00	
10	Mizoram_Ben		0.00	0.00		0.00	0.00		0.00	0.00
11	Nagaland_Ben	-11532.00	-11532.00		-15207.06	-15207.06		0.00	0.00	
12	Nagaland_Ben		0.00	0.00		0.00	0.00		0.00	0.00
13	Tripura_Ben	0.00	0.00		-3844.98	-3844.98		0.00	0.00	
14	Tripura_Ben		0.00	0.00		15980.02	15432.19		0.00	0.00
15	AGBPP-GAS	0.00	0.00		-257.00	-257.00		0.00	0.00	
16	AGTCCPP-GAS	0.00	0.00		-129.75	-129.75		0.00	0.00	
17	BGTTP	0.00	0.00		0.00	0.00		0.00	0.00	
18	DOYANG	0.00	0.00		0.00	0.00		0.00	0.00	
19	KAMENG	0.00	0.00		-217821.09	-217821.09		0.00	0.00	
20	KHANDONG	0.00	0.00		0.00	0.00		0.00	0.00	
21	KOPILI	0.00	0.00		0.00	0.00		0.00	0.00	
22	KOPILI-2	0.00	0.00		0.00	0.00		0.00	0.00	
23	LOKTAK	0.00	0.00		0.00	0.00		0.00	0.00	
24	PALATANA-GAS	0.00	0.00		-19065.65	-19065.65		0.00	0.00	
25	PARE	0.00	0.00		0.00	0.00		0.00	0.00	
26	RANGANADI	0.00	0.00		0.00	0.00		0.00	0.00	

  
 (S.M. Almol) / S.M. Almol  
 Director / Director  
 उ.पु. क्षेत्र / NERPC  
 विद्युत मंत्रालय / Min. of Power  
 भारत सरकार / Govt. of India  
 शिलांग / Shillong