



Government of India
Ministry of Power
North Eastern Regional Power Committee
Lapalang, Shillong 793006

No. NERPC/Dev/2022/7089-7127

Dt: September 14, 2022

सेवा में / To,

संलग्न सूची के अनुसार
As per list enclosed.

Sub: Provisional DSM under ABT regime for the period from 29.08.22 to 04.09.22- reg.

सर/मैडम,
Sir/Madam,

The provisional statements giving details of Deviation charges account with payable / receivable particulars, for the period 29.08.22 to 04.09.22 is enclosed. Deviation charges have been calculated as per CERC Notification no. L-1/132/2013/CERC dated 6th January 2014 and its subsequent amendments. The payment by the constituents for the billed amounts shall be made to the Regulatory Deviation Pool Account Fund operated by NERLDC within 10 days of the issue of this Deviation-Account. In case of delayed payments against these bills beyond 12 days, the defaulting constituent shall pay simple interest @0.04% for each day of delay. The details of Deviation Accounts, both the statement as well as the data files, are available on NERPC website www.nerpc.gov.in.

Enclosed -As above.

भवदीय / Yours faithfully,

(एस. एम. आइमोल/ S. M. Aimol)
निदेशक / Director
अधीक्षण अभियंता/ Superintending Engineer
वाणिज्य / Commercial

List of Addressees:

1. CMD, TSECL, Bidyut Bhawan, Agartala – 799 001
2. Director (Distribution), MePDCL, Lumjingshai, S.R. Road, Shillong – 793 001
3. Engineer-in-Chief (P&E), P&E Dept., Govt. of Mizoram, Aizawl – 796 001
4. Chief General Manager (Comml), APDCL, Bijulee Bhawan, Paltan Bazar, Guwahati – 781 001
5. Chief Engineer (Comm), Dept. of Power, Govt. of Arunachal Pradesh, Itanagar – 791 111
6. Managing Director, MSPDCL, Keishampat, Imphal-795 001.
7. E-in-C, Dept. of Power, Govt. of Nagaland, Kohima – 797 001
8. Chief Engineer, Loktak HE Project, Vidyut Vihar, Komkeirap, Manipur – 795 124
9. Executive Director (Comml.), NEEPCO Ltd., Lower New Colony, Shillong – 793 003
10. Executive Director, NERTS, POWERGRID, Lapalang, Shillong – 793 006
11. Managing Director, OTPC, Core 4 & Central, 10th Floor, SCOPE Minar, Laxmi Nagar, Delhi – 110092
12. GM (Comml.), NTPC, 3rd Floor OLIC building, Plot No.N.17/2, Nayapalli, Bhubaneshwar-12
13. CE (G. M.), CEA, SewaBhawan, R.K.Puram, New Delhi – 110 066.
14. G. M., NERLDC, Lower Nongrah, Dongtieh, Lapalang, Shillong - 6.
15. C.G.M (SLDC) AEGCL, Kahelipara, Guwahati.
16. Gen. Manager (Comml.), NHPC Ltd., NHPC Office complex, Sector –33, Faridabad-121003.
17. G.M (Commercial) APDCL, Bijulee Bhawan, Paltan Bazar, Guwahati - 781 001.
18. General Manager, Ranganadi HEP, NEEPCO, Yazlee, Ar. Pradesh
19. Project Manager, Doyang HEP, NEEPCO, Nagaland
20. Project Manager, AGBPP, NEEPCO Ltd., No. –III, Vill. Bokuloni, Dibrugarh, Assam.
21. Project Manager, AGTPP, NEEPCO Ltd., Ramchandranagar, Agartala, Tripura West- 799008.
22. Dy. G. M (Elect.), Kopili HEP, NEEPCO Ltd., Umrangso, N.C. Hills, Assam.
23. Supdt. Engr. (System Management) MeECL, Lumjingshai, Short Round Road, Shillong.
24. Supdt. Engr. (Commercial) Deptt. of Electricity, Govt.of Manipur, Keisampet, Imphal. 795001
25. Executive Engineer, MSLDC, P & E Dept., Chaltlang, Aizawl- 796012.
26. Supdt. Engr. Dimapur Sub-station Deptt. of Power, Govt.of Nagaland, Dimapur.
27. Dy. G. M. (Commercial) NERTS, Lower Nongrah, Dongtieh, Lapalang, Shillong - 6.
28. Dy. General Manager (ER), POWERGRID, Boring Road, Alankar Place, Patna - 800 001
29. DGM (Comml), OTPC, Core 4 & Central, 10th Floor, SCOPE Minar, Laxmi Nagar, Delhi – 110092
30. DGM (Comml.), NTPC, 3rd Floor OLIC building, Plot No.N.17/2, Nayapalli, Bhubaneshwar-12
31. AGM (Comml.), NTPC, Bongaigaon Thermal Power Project, P.O Salakati, Kokrajhar-783369
32. Addl. General Manager,Comml & Sys.Opn., TSECL,Banamalipur,Agartala.-799001.
33. Ex. Engr., SLDC, Deptt. of Power, Itanagar, Ar. Pradesh – 791 111
34. CEO, NVVNLtd., 7th Floor, Scope Complex, Lodhi Road, N.Delhi- 110 003
35. Power Trading Corpn. of India Ltd., 2nd Floor, NBCC Tower, 15-Bhikaji Cama Place, New Delhi – 66.
36. Member Secretary, NRPC,18-A,Shaheed Jeet Singh Marg,Katwaria Sarai, NewDelhi-110016.
37. Member Secretary, ERPC,14, Golf Club Road, Kolkata- 700 033.
38. Member Secretary, WRPC, Plot No F-3,MIDC Area, Opp Seepz,Marol,Andheri (E), Mumbai-400 093.
39. Member Secretary, SRPC, 29, Race Course Road, Bangalore- 560009.



(एस. एम. आइमोल/ S. M. Aimol)

निदेशक / Director

अधीक्षण अभियंता/ Superintending Engineer

वाणिज्य / Commercial

NORTH EASTERN REGIONAL POWER COMMITTEE

**ABT based Deviation Charge Account
For the period 29.08.2022 TO 04.09.2022
AS PER 5TH AMENDMENT OF DSM, 2019 W.E.F. 03/06/2019**

Page 1 of 4

UTILITIES AND DEVIATION CHARGES PAYABLE BY THEM	SCHEDULE (MWH)	ACTUAL (MWH)	DEVIATION (MWH)	DEVIATION CHARGE		ADDITIONAL DEVIATION CHARGE DUE TO BLOCKWISE VIOLATION OF VOLUME LIMIT	ZERO CROSSING VIOLATION COUNT	ADDITIONAL DEVIATION CHARGE DUE TO VIOLATION OF SIGN CHANGE	FINAL DEVIATION CHARGE	
				RECEIVABLE	PAYABLE				RECEIVABLE	PAYABLE
BENEFICIARIES OF NORTH EASTERN REGION										
ARUNACHAL PRADESH	16,492.929095	15,718.308088	-774.621007	2,164,973		281,754	15	739,668	1,143,552	
ASSAM	226,561.406522	225,224.575086	-1,336.831436	8,196,140		443,308	19	1,149,370	6,603,462	
MANIPUR	18,997.938158	19,261.608947	263.670789		1,884,905	177,870	1	29,199		2,091,973
MEGHALAYA	14,875.286590	14,537.752802	-337.533788	2,214,741		216,290		0	1,998,451	
MIZORAM	5,558.265345	4,587.270000	-970.995345	5,591,846		34,797	1	28,142	5,528,906	
NAGALAND	16,682.453423	16,313.913240	-368.540183	2,128,284		41,833		0	2,086,452	
TRIPURA	37,912.989897	38,480.626050	567.636153		4,763,915	798,566	4	239,339		5,801,819
BNC	190.387301	172.838400	-17.548901	124,067		2,541		0	121,526	
CERC REGULATED GENERATORS (CGS/ISGS)										
AGBPP	32,560.674394	33,273.208000	712.533606	1,957,438		17,655		0	1,939,783	
AGTCCPP	18,594.011265	19,182.333600	588.322335	1,593,080		13,876		0	1,579,203	
BGTPP	109,117.676427	106,022.766528	-3,094.909899		8,739,892	160,007	2	106,959		9,006,858
PALATANA	90,760.423792	90,634.214681	-126.209111		349,692	765,628		0		1,115,320
DOYANG	4,031.075000	4,129.012800	97.937800	284,420		2,826		0	281,595	
KHANDONG	0.000000	0.000000	0.000000		0	0		0		0
KOPILI	0.000000	0.000000	0.000000		0	0		0		0
KOPILI-2	0.000000	0.000000	0.000000		0	0		0		0
LOKTAK	17,337.892500	17,421.465600	83.573100	247,539		467		0	247,072	
PARE	13,596.012500	13,890.772800	294.760300	914,553		146		0	914,407	
RANGANADI	36,027.200000	36,153.083256	125.883256	275,902		181,772		0	94,130	
KAMENG	96,637.627724	97,123.927245	486.299521	1,371,588		2,106		0	1,369,482	
INTER-REGIONAL										
ER	-65,576.726781	15,901.145678	81,477.872459	517,065,930					517,065,930	
NR	0.000000	-90,759.563621	-90,759.563621		576,433,568					576,433,568
INFIRM GENERATORS										
KAMENG_INF	0.000000	0.000000	0.000000		0					0
TOTAL	690,357.523152	677,289.259180	-13,068.263972	544130501.9	592171971.5	3141442	42	2292677.103	540973950.7	594449539.4

In Daily data report : +ve figures indicate charges receivable and -ve figures indicate charges payable. All deviation charges in Rs.

Notes :


- For computing Deviation accounts for the week, Korba Meter (NP2657A) has been used as master frequency meter
- Metering point for ER power:
 - Rangia for 132kV Motonga(Deothang)-Rangia feeder.
 - Salakati for 132kV Gelephug-Salakati feeder.
 - Salakati for 220kV Alipurduar-Salakati feeder I & II.
 - Bongaigaon for 400kV New Siliguri-Bongaigaon feeders I&II.
 - Bongaigaon for 400kV Alipurduar-Bongaigaon feeders I&II.
- Metering point for NR power: Biswanath-Chariali(BNC) for BiswanathChariali-Agra feeder.
- Schedule (MWH) includes energy scheduled under AGC

Director
North Eastern Regional Power Committee
Dispur, Assam

NERPC, SHILLONG
Day-wise schedule, actual and Deviation charge statement
From 29-08-2022 to 04-09-2022


Page 2 of 4

DATE	BENEFICIARY	SCH. TOTAL IN MWH	ACTUAL DRAWAL/GEN TOTAL IN MWH	DEVIATION CHARGE IN Rs.	ADDITIONAL DEVIATION CHARGE(Volume limit) IN Rs.	ADDITIONAL DEVIATION CHARGE(Sign Change Violation) IN Rs.	Total ADDITIONAL DEVIATION CHARGE IN Rs.
29-08-2022	ARUNACHAL PRADESH	-2507.247224	-2167.158184	2238637.00	-22114.40	-67159.11	-89273.51
	ASSAM	-33651.294527	-33226.987321	3293504.00	-120740.70	-197610.24	-318350.94
	MANIPUR	-2723.570279	-2658.000476	471551.40	-52585.20	0.00	-52585.20
	MEGHALAYA	-1742.930645	-1707.479784	278904.80	-120788.30	0.00	-120788.30
	MIZORAM	-841.071708	-701.271600	1016740.00	-6352.80	0.00	-6352.80
	NAGALAND	-2274.512420	-2254.539720	149324.10	-20661.10	0.00	-20661.10
	TRIPURA	-5507.494925	-5675.200350	-1196185.40	-349944.60	-35885.56	-385830.16
	AGBPP	4824.883550	4936.496000	338296.80	-3406.20	0.00	-3406.20
	AGTCCPP	2606.125860	2690.200800	254773.70	0.00	0.00	0.00
	BGTPP	16196.948729	15812.456724	-1165001.70	-42039.20	0.00	-42039.20
	BNC	-28.052670	-25.935000	15415.60	-1322.10	0.00	-1322.10
	PALATANA	13181.091262	12877.386763	-920362.50	-760596.30	0.00	-760596.30
	DOYANG	408.875000	410.551200	5084.60	-2085.50	0.00	-2085.50
	LOKTAK	2482.140000	2494.598400	37740.60	0.00	0.00	0.00
	PARE	1953.180000	2036.875200	253674.10	-145.50	0.00	-145.50
	RANGANADI	5110.000000	5220.690364	335244.60	0.00	0.00	0.00
	ER	-8110.956569	1118.659897	68484171.80	0.00	-61635754.62	-61635754.62
	NR	0.000000	-12094.981827	-89651482.90	-78383472.30	-80686334.61	-159069806.91
	KAMENG	13919.195056	13974.109097	166362.50	0.00	0.00	0.00
	30-08-2022	ARUNACHAL PRADESH	-2247.588243	-2382.196984	-1048031.80	-73159.90	-31440.95
ASSAM		-34267.072682	-33998.470443	1834180.80	-91595.80	-220101.70	-311697.50
MANIPUR		-2782.014355	-2839.570695	-341324.30	-41032.00	0.00	-41032.00
MEGHALAYA		-1457.582866	-1472.545312	-66271.20	-13833.90	0.00	-13833.90
MIZORAM		-771.001486	-667.339200	656487.60	-838.90	0.00	-838.90
NAGALAND		-2353.310126	-2323.375320	171867.30	-8855.40	0.00	-8855.40
TRIPURA		-5614.013562	-5996.367000	-2305565.30	-126436.30	-69166.96	-195603.26
AGBPP		4646.363913	4713.952000	195995.40	0.00	0.00	0.00
AGTCCPP		2792.371020	2860.149600	199490.60	0.00	0.00	0.00
BGTPP		16379.971750	16153.518546	-622673.90	-20625.00	0.00	-20625.00
BNC		-28.314058	-25.632600	16762.60	0.00	0.00	0.00
PALATANA		9975.905273	10000.290039	77477.80	-4821.20	0.00	-4821.20
DOYANG		644.400000	661.269600	41620.40	-412.70	0.00	-412.70
LOKTAK		2476.455000	2484.297600	25152.10	0.00	0.00	0.00
PARE		2048.745000	2095.502400	147288.50	0.00	0.00	0.00
RANGANADI		5888.000000	5897.965629	5854.50	-5152.70	0.00	-5152.70
ER		-6860.589082	4144.480396	69367254.20	0.00	-62430528.78	-62430528.78
NR		0.000000	-12091.054547	-76856149.00	-66795938.60	-69170534.10	-135966472.70
KAMENG		13859.895056	13932.727269	208643.20	0.00	0.00	0.00
31-08-2022		ARUNACHAL PRADESH	-2344.545638	-2465.108984	-758958.10	-59325.60	0.00
	ASSAM	-32558.689050	-32074.138969	2779747.80	-19006.00	-333569.74	-352575.74
	MANIPUR	-2773.653296	-2813.714146	-217249.30	-11046.00	0.00	-11046.00
	MEGHALAYA	-2143.467746	-2199.282762	-221469.30	-6961.20	0.00	-6961.20
	MIZORAM	-650.899227	-577.017600	393375.00	-18994.60	0.00	-18994.60
	NAGALAND	-2370.209311	-2331.043320	229729.60	-9093.10	0.00	-9093.10
	TRIPURA	-5925.036655	-6463.497450	-3380110.20	-206427.10	-101403.31	-307830.41
	AGBPP	4763.618025	4824.392000	178536.20	0.00	0.00	0.00
	AGTCCPP	2733.781500	2786.409600	159170.40	0.00	0.00	0.00
	BGTPP	16380.004407	15954.685088	-1187125.50	-27068.20	0.00	-27068.20
	BNC	-28.375530	-24.117000	29698.10	0.00	0.00	0.00
	PALATANA	13493.718468	13516.667631	71934.40	0.00	0.00	0.00
	DOYANG	654.150000	668.800800	43644.40	0.00	0.00	0.00
	LOKTAK	2489.760000	2503.915200	42316.60	0.00	0.00	0.00
	PARE	1391.245000	1412.203200	68443.50	0.00	0.00	0.00
	RANGANADI	3623.000000	3617.534176	-1633.80	-107.60	0.00	-107.60
	ER	-8289.359948	3323.578772	73837638.80	0.00	-66453874.92	-66453874.92
	NR	0.000000	-12345.599986	-78702441.30	-68492241.80	-70832197.17	-139324438.97
	KAMENG	13859.892556	13932.290903	206834.70	0.00	0.00	0.00


 Director/Secretary
 Ministry of Power
 Government of India
 New Delhi

NERPC, SHILLONG
Day-wise schedule, actual and Deviation charge statement
From 29-08-2022 to 04-09-2022

DATE	BENEFICIARY	SCH. TOTAL IN MWH	ACTUAL DRAWAL/GEN TOTAL IN MWH	DEVIATION CHARGE IN Rs.	ADDITIONAL DEVIATION CHARGE(Volume limit) IN Rs.	ADDITIONAL DEVIATION CHARGE(Sign Change Violation) IN Rs.	Total ADDITIONAL DEVIATION CHARGE IN Rs.
01-09-2022	ARUNACHAL PRADESH	-2400.727882	-2266.244984	1007193.30	-18805.10	-60431.60	-79236.70
	ASSAM	-31374.507752	-31422.516159	-353895.80	0.00	-10616.87	-10616.87
	MANIPUR	-2680.360956	-2759.945200	-617361.50	-41846.80	0.00	-41846.80
	MEGHALAYA	-3184.091338	-3025.050254	1368206.40	-12217.90	0.00	-12217.90
	MIZORAM	-721.487882	-621.572400	734710.30	0.00	0.00	0.00
	NAGALAND	-2668.694016	-2638.686120	196254.50	0.00	0.00	0.00
	TRIPURA	-5993.061216	-6013.021050	-409141.90	-57590.30	0.00	-57590.30
	AGBPP	4675.041375	4756.352000	273441.50	0.00	0.00	0.00
	AGTCCPP	2738.380910	2801.364000	182485.20	0.00	0.00	0.00
	BGTPP	16379.474040	16001.786177	-1050872.80	-18851.00	0.00	-18851.00
	BNC	-28.347760	-24.647400	25939.80	0.00	0.00	0.00
	PALATANA	13300.952480	13335.651778	106854.50	0.00	0.00	0.00
	DOYANG	654.150000	675.907200	63212.40	0.00	0.00	0.00
	LOKTAK	2489.760000	2504.860800	43211.90	0.00	0.00	0.00
	PARE	2200.002500	2252.620800	158646.70	0.00	0.00	0.00
	RANGANADI	6165.500000	6171.026723	12204.10	0.00	0.00	0.00
	ER	-10888.063599	7056.712026	122895421.50	0.00	-110605879.35	-110605879.35
	NR	0.000000	-19296.581791	-132818618.20	-121459898.20	-119536756.38	-240996654.58
	KAMENG	13859.900056	13928.218172	195345.00	0.00	0.00	0.00
	02-09-2022	ARUNACHAL PRADESH	-2228.398561	-2340.454184	-861441.40	-104024.40	-51686.48
ASSAM		-32452.978170	-32632.568094	-1144580.70	-109909.30	-68674.84	-178584.14
MANIPUR		-2758.991238	-2807.803310	-338923.10	-31359.60	0.00	-31359.60
MEGHALAYA		-2646.892128	-2678.395783	-256348.60	-53076.40	0.00	-53076.40
MIZORAM		-843.334588	-691.264800	1084125.50	0.00	0.00	0.00
NAGALAND		-2379.065632	-2296.080120	560207.40	0.00	0.00	0.00
TRIPURA		-5165.714541	-5081.883300	511443.00	-3368.50	0.00	-3368.50
AGBPP		4869.045700	4911.376000	116987.40	0.00	0.00	0.00
AGTCCPP		2763.049860	2840.032800	225169.50	0.00	0.00	0.00
BGTPP		16019.623348	15442.103269	-1644054.30	-12809.70	-49321.63	-62131.33
BNC		-27.919522	-24.831600	23803.40	-928.50	0.00	-928.50
PALATANA		13351.087396	13386.683058	108185.30	-210.80	0.00	-210.80
DOYANG		654.150000	669.844800	47058.30	0.00	0.00	0.00
LOKTAK		2489.760000	2495.764800	17862.40	-61.90	0.00	-61.90
PARE		1457.502500	1486.905600	93233.00	0.00	0.00	0.00
RANGANADI		3485.500000	3398.975641	-253141.60	-176512.10	0.00	-176512.10
ER		-8245.493631	4355.530334	87667736.90	0.00	-78900963.21	-78900963.21
NR		0.000000	-13138.618179	-91937280.10	-80467200.10	-82743552.09	-163210752.19
KAMENG		13859.900056	13930.254536	204521.10	0.00	0.00	0.00
03-09-2022		ARUNACHAL PRADESH	-2026.151584	-2098.366584	-425986.40	0.00	-25559.18
	ASSAM	-32238.259563	-31823.905892	2068957.50	0.00	-310343.63	-310343.63
	MANIPUR	-2554.301450	-2719.554507	-973297.90	0.00	-29198.94	-29198.94
	MEGHALAYA	-1850.261025	-1781.724437	486207.00	0.00	0.00	0.00
	MIZORAM	-896.163273	-772.498800	768327.20	0.00	0.00	0.00
	NAGALAND	-2350.977239	-2291.353320	381215.20	0.00	0.00	0.00
	TRIPURA	-5047.641226	-4875.778950	1096095.10	0.00	-32882.85	-32882.85
	AGBPP	4652.893800	4723.640000	219229.00	0.00	0.00	0.00
	AGTCCPP	2768.370940	2839.375200	208094.30	0.00	0.00	0.00
	BGTPP	14241.565528	13588.293819	-1921257.80	-37155.50	-57637.73	-94793.23
	BNC	-25.716098	-23.845200	12428.30	0.00	0.00	0.00
	PALATANA	13321.373679	13357.846974	111315.60	0.00	0.00	0.00
	DOYANG	528.900000	542.743200	41433.20	0.00	0.00	0.00
	LOKTAK	2489.760000	2499.974400	30600.00	0.00	0.00	0.00
	PARE	1773.917500	1812.950400	123319.50	0.00	0.00	0.00
	RANGANADI	4348.912500	4393.260907	124925.70	0.00	0.00	0.00
	ER	-8554.286706	1248.170546	62413866.60	0.00	-56172479.94	-56172479.94
	NR	0.000000	-10897.018198	-68965957.60	-58394752.10	-62069361.84	-120464113.94
	KAMENG	13418.945053	13503.927270	245816.90	0.00	0.00	0.00


 Director
 NEERC, Shillong
 Ministry of Power
 Govt. of India
 Shillong, Assam

NERPC, SHILLONG
Day-wise schedule, actual and Deviation charge statement
From 29-08-2022 to 04-09-2022

DATE	BENEFICIARY	SCH. TOTAL IN MWH	ACTUAL DRAWAL/GEN TOTAL IN MWH	DEVIATION CHARGE IN Rs.	ADDITIONAL DEVIATION CHARGE(Volume limit) IN Rs.	ADDITIONAL DEVIATION CHARGE(Sign Change Violation) IN Rs.	Total ADDITIONAL DEVIATION CHARGE IN Rs.
04-09-2022	ARUNACHAL PRADESH	-2738.269951	-1998.778184	2013560.70	-4324.60	-503390.18	-507714.78
	ASSAM	-30018.604760	-30045.988208	-281773.40	-102056.00	-8453.20	-110509.20
	MANIPUR	-2725.046605	-2683.020613	131700.00	0.00	0.00	0.00
	MEGHALAYA	-1850.060864	-1673.274470	625511.40	-9412.00	0.00	-9412.00
	MIZORAM	-834.307181	-556.305600	938080.10	-8610.90	-28142.40	-36753.30
	NAGALAND	-2285.684683	-2178.835320	439686.30	-3223.20	0.00	-3223.20
	TRIPURA	-4660.027777	-4374.877950	919549.70	-54798.90	0.00	-54798.90
	AGBPP	4128.828050	4407.000000	634952.10	-14249.20	0.00	-14249.20
	AGTCCPP	2191.931175	2364.801600	363895.80	-13876.10	0.00	-13876.10
	BGTPP	13520.088573	13069.922905	-1148905.80	-1458.70	0.00	-1458.70
	BNC	-23.661423	-23.829600	19.30	-290.50	0.00	-290.50
	PALATANA	14136.295233	14159.688438	94903.30	0.00	0.00	0.00
	DOYANG	486.450000	499.896000	42367.10	-327.30	0.00	-327.30
	LOKTAK	2420.257500	2438.054400	50655.80	-405.50	0.00	-405.50
	PARE	2771.420000	2793.715200	69947.50	0.00	0.00	0.00
	RANGANADI	7406.287500	7453.629816	52448.80	0.00	0.00	0.00
	ER	-14627.977127	-5345.986293	32399839.70	-448030.00	-29159855.73	-29607885.73
	NR	0.000000	-10895.709093	-37501639.30	-32030893.40	-33751475.37	-65782368.77
	KAMENG	13859.900056	13922.399998	144065.00	-2106.20	0.00	-2106.20

SUMMARY OF WEEKLY DEVIATION CHARGES


	UTILITY	SCHEDULE(MWH)	ACTUAL(MWH)	DEVIATION CHARGE (IN RS)	ADDITIONAL DEVIATION CHARGE(Volume Limit) (IN RS)	ADDITIONAL DEVIATION CHARGE(Sign Change Violation) (IN RS)	Total ADDITIONAL DEVIATION CHARGE (IN RS)
FOR THE WEEK FROM 29-08-2022 TO 04-09-2022	KAMENG	96637.627724	97123.927245	1371588.40	-2106.20	0.00	-2106.20
	PARE	13596.012500	13890.772800	914552.80	-145.50	0.00	-145.50
	DOYANG	4031.075000	4129.012800	284420.40	-2825.50	0.00	-2825.50
	RANGANADI	36027.200000	36153.083256	275902.30	-181772.40	0.00	-181772.40
	LOKTAK	17337.892500	17421.465600	247539.40	-467.40	0.00	-467.40
	KHANDONG	0.000000	0.000000	0.00	0.00	0.00	0.00
	KOPILI	0.000000	0.000000	0.00	0.00	0.00	0.00
	KOPILI-2	0.000000	0.000000	0.00	0.00	0.00	0.00
	ASSAM	-226561.406522	-225224.575086	8196140.20	-443307.80	-1149370.22	-1592678.02
	MIZORAM	-5558.265345	-4587.270000	5591845.70	-34797.20	-28142.40	-62939.60
	MEGHALAYA	-14875.286590	-14537.752802	2214740.50	-216289.70	0.00	-216289.70
	ARUNACHAL PRADESH	-16492.929095	-15718.308088	2164973.30	-281754.00	-739667.51	-1021421.51
	NAGALAND	-16682.453423	-16313.913240	2128284.40	-41832.80	0.00	-41832.80
	BNC	-190.387301	-172.838400	124067.10	-2541.10	0.00	-2541.10
	TRIPURA	-37912.989897	-38480.626050	-4763915.00	-798565.70	-239338.68	-1037904.38
	MANIPUR	-18997.938158	-19281.608947	-1884904.70	-177869.60	-29198.94	-207068.54
	ER	-65576.726781	15901.145678	517065929.50			
	NR	0.000000	-90759.563621	-576433568.40			
	AGBPP	32560.674394	33273.208000	1957438.40	-17655.40	0.00	-17655.40
	AGTCCPP	18594.011265	19182.333600	1593079.50	-13876.10	0.00	-13876.10
	BGTPP	109117.676427	106022.766528	-8739891.80	-160007.30	-106959.36	-266966.66
	PALATANA	90760.423792	90634.214681	-349691.60	-765628.30	0.00	-765628.30
	KAMENG_INF	0.000000	0.000000	0.00			

LEGEND:

Energy: (+ve) means injection, (-ve) means drawal

Deviation Charge: (+ve) means receivable, (-ve) mean payable

**(+) means under drawal/ over injection
 (-) means vice-versa**


 Director
 North Eastern Region of Power
 Development Corporation of India
 Shillong