



Government of India
Ministry of Power
North Eastern Regional Power Committee
Lapalang, Shillong 793006

No. NERPC/Dev/2022/6832-6870

Dt: September 05, 2022

सेवा में / To,

संलग्न सूची के अनुसार
As per list enclosed.

Sub: Provisional DSM under ABT regime for the period from 22.08.22 to 28.08.22- reg.

सर/मैडम,
Sir/Madam,

The provisional statements giving details of Deviation charges account with payable / receivable particulars, for the period 22.08.22 to 28.08.22 is enclosed. Deviation charges have been calculated as per CERC Notification no. L-1/132/2013/CERC dated 6th January 2014 and its subsequent amendments. The payment by the constituents for the billed amounts shall be made to the Regulatory Deviation Pool Account Fund operated by NERLDC within 10 days of the issue of this Deviation-Account. In case of delayed payments against these bills beyond 12 days, the defaulting constituent shall pay simple interest @0.04% for each day of delay. The details of Deviation Accounts, both the statement as well as the data files, are available on NERPC website www.nerpc.gov.in.

Enclosed -As above.

भवदीय / Yours faithfully,

(एस. एम. आइमोल/ S. M. Aimol)
निदेशक / Director
अधीक्षण अभियंता/ Superintending Engineer
वाणिज्य / Commercial

List of Addressees:

1. CMD, TSECL, Bidyut Bhawan, Agartala – 799 001
2. Director (Distribution), MePDCL, Lumjingshai, S.R. Road, Shillong – 793 001
3. Engineer-in-Chief (P&E), P&E Dept., Govt. of Mizoram, Aizawl – 796 001
4. Chief General Manager (Comml), APDCL, Bijulee Bhawan, Paltan Bazar, Guwahati – 781 001
5. Chief Engineer (Comm), Dept. of Power, Govt. of Arunachal Pradesh, Itanagar – 791 111
6. Managing Director, MSPDCL, Keishampat, Imphal-795 001.
7. E-in-C, Dept. of Power, Govt. of Nagaland, Kohima – 797 001
8. Chief Engineer, Loktak HE Project, Vidyut Vihar, Komkeirap, Manipur – 795 124
9. Executive Director (Comml.), NEEPCO Ltd., Lower New Colony, Shillong – 793 003
10. Executive Director, NERTS, POWERGRID, Lapalang, Shillong – 793 006
11. Managing Director, OTPC, Core 4 & Central, 10th Floor, SCOPE Minar, Laxmi Nagar, Delhi – 110092
12. GM (Comml.), NTPC, 3rd Floor OLIC building, Plot No.N.17/2, Nayapalli, Bhubaneshwar-12
13. CE (G. M.), CEA, SewaBhawan, R.K.Puram, New Delhi – 110 066.
14. G. M., NERLDC, Lower Nongrah, Dongtieh, Lapalang, Shillong - 6.
15. C.G.M (SLDC) AEGCL, Kahelipara, Guwahati.
16. Gen. Manager (Comml.), NHPC Ltd., NHPC Office complex, Sector –33, Faridabad-121003.
17. G.M (Commercial) APDCL, Bijulee Bhawan, Paltan Bazar, Guwahati - 781 001.
18. General Manager, Ranganadi HEP, NEEPCO, Yazlee, Ar. Pradesh
19. Project Manager, Doyang HEP, NEEPCO, Nagaland
20. Project Manager, AGBPP, NEEPCO Ltd., No. –III, Vill. Bokuloni, Dibrugarh, Assam.
21. Project Manager, AGTPP, NEEPCO Ltd., Ramchandranagar, Agartala, Tripura West- 799008.
22. Dy. G. M (Elect.), Kopili HEP, NEEPCO Ltd., Umrangso, N.C. Hills, Assam.
23. Supdt. Engr. (System Management) MeECL, Lumjingshai, Short Round Road, Shillong.
24. Supdt. Engr. (Commercial) Deptt. of Electricity, Govt.of Manipur, Keisampet, Imphal. 795001
25. Executive Engineer, MSLDC, P & E Dept., Chaltlang, Aizawl- 796012.
26. Supdt. Engr. Dimapur Sub-station Deptt. of Power, Govt.of Nagaland, Dimapur.
27. Dy. G. M. (Commercial) NERTS, Lower Nongrah, Dongtieh, Lapalang, Shillong - 6.
28. Dy. General Manager (ER), POWERGRID, Boring Road, Alankar Place, Patna - 800 001
29. DGM (Comml), OTPC, Core 4 & Central, 10th Floor, SCOPE Minar, Laxmi Nagar, Delhi – 110092
30. DGM (Comml.), NTPC, 3rd Floor OLIC building, Plot No.N.17/2, Nayapalli, Bhubaneshwar-12
31. AGM (Comml.), NTPC, Bongaigaon Thermal Power Project, P.O Salakati, Kokrajhar-783369
32. Addl. General Manager,Comml & Sys.Opn., TSECL,Banamalipur,Agartala.-799001.
33. Ex. Engr., SLDC, Deptt. of Power, Itanagar, Ar. Pradesh – 791 111
34. CEO, NVVNLtd., 7th Floor, Scope Complex, Lodhi Road, N.Delhi- 110 003
35. Power Trading Corpn. of India Ltd., 2nd Floor, NBCC Tower, 15-Bhikaji Cama Place, New Delhi – 66.
36. Member Secretary, NRPC,18-A,Shaheed Jeet Singh Marg,Katwaria Sarai, NewDelhi-110016.
37. Member Secretary, ERPC,14, Golf Club Road, Kolkata- 700 033.
38. Member Secretary, WRPC, Plot No F-3,MIDC Area, Opp Seepz,Marol,Andheri (E), Mumbai-400 093.
39. Member Secretary, SRPC, 29, Race Course Road, Bangalore- 560009.



(एस. एम. आइमोल/ S. M. Aimol)

निदेशक / Director

अधीक्षण अभियंता/ Superintending Engineer

वाणिज्य / Commercial

NORTH EASTERN REGIONAL POWER COMMITTEE


**ABT based Deviation Charge Account
For the period 22.08.2022 TO 28.08.2022
AS PER 5TH AMENDMENT OF DSM, 2019 W.E.F. 03/06/2019**

UTILITIES AND DEVIATION CHARGES PAYABLE BY THEM	SCHEDULE (MWH)	ACTUAL (MWH)	DEVIATION (MWH)	DEVIATION CHARGE		ADDITIONAL DEVIATION CHARGE DUE TO BLOCKWISE VIOLATION OF VOLUME LIMIT	ZERO CROSSING VIOLATION COUNT	ADDITIONAL DEVIATION CHARGE DUE TO VIOLATION OF SIGN CHANGE	FINAL DEVIATION CHARGE	
				RECEIVABLE	PAYABLE				RECEIVABLE	PAYABLE
BENEFICIARIES OF NORTH EASTERN REGION										
ARUNACHAL PRADESH	17,580.515952	17,476.196488	-104.319464	461,260		559,549	11	367,340		465,630
ASSAM	262,452.115812	261,747.365413	-704.750399	1,588,130		1,875,185	26	1,947,809		2,234,864
MANIPUR	18,964.887234	19,147.148218	182.260984		767,148	228,816		0		995,965
MEGHALAYA	14,966.842466	15,020.409972	53.567506		739,828	228,342	1	6,113		974,282
MIZORAM	5,025.183822	3,529.299600	-1,495.884222	7,101,312		28,882	8	279,503	6,792,927	
NAGALAND	16,462.525646	16,031.266440	-431.259206	2,608,316		44,379		0	2,563,938	
TRIPURA	37,377.185947	37,496.463150	119.277203		561,370	1,144,421	1	4,170		1,709,961
BNC	197.330843	189.119400	-8.211443	42,778		8,381		0	34,397	
CERC REGULATED GENERATORS (CGS/ISGS)										
AGBPP	30,518.315676	31,982.352000	1,464.036324	3,855,344		33,260		0	3,822,084	
AGTCCPP	16,505.217970	16,913.088000	407.870030	1,115,021		7,214		0	1,107,807	
BGTPP	105,063.678417	103,736.177450	-1,327.500967		4,099,273	189,731		0		4,289,003
PALATANA	96,097.981314	96,389.343106	291.361792	949,927		0		0	949,927	
DOYANG	1,949.650000	2,007.201600	57.551600	174,529		4,133		0	170,396	
KHANDONG	0.000000	0.000000	0.000000		0	0		0		0
KOPILI	0.000000	0.000000	0.000000		0	0		0		0
KOPILI-2	0.000000	0.000000	0.000000		0	0		0		0
LOKTAK	17,297.537500	17,324.380800	26.843300	92,260		2,640		0	89,620	
PARE	9,996.507500	10,249.737600	253.230100	827,657		9,155		0	818,501	
RANGANADI	25,002.050000	25,174.685448	172.635448	629,949		9,368		0	620,580	
KAMENG	93,443.922697	94,094.036389	650.113692	1,615,436		2,805		0	1,612,630	
INTER- REGIONAL										
ER	-7,863.285777	63,905.909673	71,769.195450	368,381,946					368,381,946	
NR	0.000000	-82,555.636347	-82,555.636347		424,051,255					424,051,255
INFIRM GENERATORS										
KAMENG INF	0.000000	0.000000	0.000000		0					0
TOTAL	761,038.163019	749,858.544400	-11,179.618619	389443862.1	430218873	4376260.2	47	2604935.127	386964752.7	434720958.9

In Daily data report : +ve figures indicate charges receivable and -ve figures indicate charges payable. All deviation charges in Rs.

Notes :


- For computing Deviation accounts for the week, Korba Meter (NP2657A) has been used as master frequency meter
- Metering point for ER power:
Rangia for 132kV Motonga(Deothang)-Rangia feeder.
Salakati for 132kV Gelephug-Salakati feeder.
Salakati for 220kV Alipurduar-Salakati feeder I & II.
Bongaigaon for 400kV New Siliguri-Bongaigaon feeders I&II.
Bongaigaon for 400kV Alipurduar-Bongaigaon feeders I&II.
- Metering point for NR power: Biswanath-Chariali(BNC) for BiswanathChariali-Agra feeder.
- Schedule (MWH) includes energy scheduled under AGC


 (Signature of Director)
 Director
 न.उ.प.स. / NEERC
 बिजुल विभाग / Min. of Power
 भारत सरकार / Govt. of India
 Dispur / Dispur

NERPC, SHILLONG
Day-wise schedule, actual and Deviation charge statement
From 22-08-2022 to 28-08-2022


Page 2 of 4

DATE	BENEFICIARY	SCH. TOTAL IN MWH	ACTUAL DRAVAL/GEN TOTAL IN MWH	DEVIATION CHARGE IN Rs.	ADDITIONAL DEVIATION CHARGE(Volume limit) IN Rs.	ADDITIONAL DEVIATION CHARGE(Sign Change Violation) IN Rs.	Total ADDITIONAL DEVIATION CHARGE IN Rs.
22-08-2022	ARUNACHAL PRADESH	-2535.247824	-2672.974584	-539480.80	-1803.40	-32368.85	-34172.25
	ASSAM	-37512.142039	-37183.874050	1066040.70	0.00	-127924.88	-127924.88
	MANIPUR	-2694.528010	-2776.682111	-355270.40	0.00	0.00	0.00
	MEGHALAYA	-2011.162194	-1921.024287	203751.30	0.00	-6112.54	-6112.54
	MIZORAM	-836.855480	-502.686000	1153588.50	0.00	-103822.97	-103822.97
	NAGALAND	-2417.129691	-2391.988920	102146.90	0.00	0.00	0.00
	TRIPURA	-5666.478356	-5619.442800	139010.50	-2600.80	-4170.32	-6771.12
	AGBPP	3842.527638	4147.616000	735172.10	0.00	0.00	0.00
	AGTCCPP	2064.862220	2150.990400	216081.10	0.00	0.00	0.00
	BGTPP	13323.457435	13291.566544	-72899.30	0.00	0.00	0.00
	BNC	-28.161618	-27.646800	1494.90	0.00	0.00	0.00
	PALATANA	13798.348269	13824.440140	97903.50	0.00	0.00	0.00
	DOYANG	264.300000	269.121600	13835.30	0.00	0.00	0.00
	LOKTAK	2489.760000	2489.572800	3306.30	0.00	0.00	0.00
	PARE	1650.002500	1667.064000	71368.40	0.00	0.00	0.00
	RANGANADI	4220.000000	4233.876545	53084.70	0.00	0.00	0.00
	ER	-298.843215	10358.034687	39171368.70	0.00	-35254231.83	-35254231.83
	NR	0.000000	-12095.418195	-44326766.40	-38204817.50	-39894089.76	-78098907.26
	KAMENG	13919.200056	13989.890917	180740.30	0.00	0.00	0.00
	23-08-2022	ARUNACHAL PRADESH	-2434.940170	-2328.866584	290620.30	-28214.00	-17437.22
ASSAM		-35491.289714	-35218.498477	749382.20	-150705.00	-67444.40	-218149.40
MANIPUR		-2712.115795	-2766.357455	-256219.60	-6871.00	0.00	-6871.00
MEGHALAYA		-1910.781785	-1871.957965	218213.00	-9918.00	0.00	-9918.00
MIZORAM		-829.192483	-580.338000	834196.70	-25764.30	-25025.90	-50790.20
NAGALAND		-2430.962047	-2399.044920	172527.50	0.00	0.00	0.00
TRIPURA		-5171.689046	-5201.923050	167705.30	-73552.60	0.00	-73552.60
AGBPP		4155.540788	4434.728000	682088.10	-13842.90	0.00	-13842.90
AGTCCPP		2264.970520	2273.937600	16753.40	0.00	0.00	0.00
BGTPP		14176.283755	14158.682180	-101142.90	-18894.20	0.00	-18894.20
BNC		-28.201240	-26.202600	6733.40	-1290.30	0.00	-1290.30
PALATANA		13287.900080	13315.277379	110435.90	0.00	0.00	0.00
DOYANG		265.925000	278.906400	34844.10	-392.70	0.00	-392.70
LOKTAK		2489.760000	2492.620800	13504.90	-307.30	0.00	-307.30
PARE		1691.250000	1706.889600	83093.50	0.00	0.00	0.00
RANGANADI		3398.650000	3383.816727	31806.10	-1543.30	0.00	-1543.30
ER		-2368.897710	7717.739204	36503477.30	-231057.60	-32853129.57	-33084187.17
NR		0.000000	-12093.381788	-44387250.70	-38395348.30	-39948525.63	-78343873.93
KAMENG		13919.200056	13978.327271	144478.30	-741.50	0.00	-741.50
24-08-2022		ARUNACHAL PRADESH	-2485.646428	-2644.458584	-619782.80	-5825.80	-37186.97
	ASSAM	-38711.247313	-39319.268734	-3019788.70	-390358.70	-271780.98	-662139.68
	MANIPUR	-2745.909101	-2808.791312	-332686.80	-74311.60	0.00	-74311.60
	MEGHALAYA	-2039.731025	-1988.863929	296404.10	0.00	0.00	0.00
	MIZORAM	-924.265130	-637.058400	1277856.50	0.00	-115007.09	-115007.09
	NAGALAND	-2355.251038	-2323.383720	151428.90	0.00	0.00	0.00
	TRIPURA	-5396.317381	-5464.608450	-139092.10	-81176.80	0.00	-81176.80
	AGBPP	4569.575813	4777.984000	575842.70	0.00	0.00	0.00
	AGTCCPP	2419.761960	2497.310400	215154.90	0.00	0.00	0.00
	BGTPP	15361.109025	15210.513445	-553264.80	0.00	0.00	0.00
	BNC	-28.163072	-27.897000	3565.30	-1418.30	0.00	-1418.30
	PALATANA	13303.960868	13345.018480	128112.80	0.00	0.00	0.00
	DOYANG	265.725000	269.964000	14958.60	-807.40	0.00	-807.40
	LOKTAK	2489.760000	2495.025600	14525.50	0.00	0.00	0.00
	PARE	1662.497500	1719.715200	177281.70	0.00	0.00	0.00
	RANGANADI	4165.000000	4229.171816	190778.80	0.00	0.00	0.00
	ER	-1478.986828	9888.393267	50898121.90	0.00	-45808309.71	-45808309.71
	NR	0.000000	-12093.963626	-54476209.50	-47369816.20	-49028588.55	-96398404.75
	KAMENG	13919.200056	13982.254547	177800.20	0.00	0.00	0.00


 (Sd/-) Director
 NERPC
 Pigeon Hole/Min. of Power
 Secy, Govt. of India
 Delhi/2022

NERPC, SHILLONG
Day-wise schedule, actual and Deviation charge statement
From 22-08-2022 to 28-08-2022

DATE	BENEFICIARY	SCH. TOTAL IN MWH	ACTUAL DRAWAL/GEN TOTAL IN MWH	DEVIATION CHARGE IN Rs.	ADDITIONAL DEVIATION CHARGE(Volume limit) IN Rs.	ADDITIONAL DEVIATION CHARGE(Sign Change Violation) IN Rs.	Total ADDITIONAL DEVIATION CHARGE IN Rs.
25-08-2022	ARUNACHAL PRADESH	-2466.754450	-2560.465784	-759368.70	-299212.70	-22781.06	-321993.76
	ASSAM	-39401.312725	-39431.306321	-874658.80	-600396.00	-104959.06	-705355.06
	MANIPUR	-2746.750508	-2749.284033	-32265.90	-72400.90	0.00	-72400.90
	MEGHALAYA	-1950.092141	-2049.512955	-471045.10	-29421.70	0.00	-29421.70
	MIZORAM	-799.276099	-639.062400	865711.60	0.00	0.00	0.00
	NAGALAND	-2386.617719	-2315.545320	452982.90	-10131.80	0.00	-10131.80
	TRIPURA	-5639.204838	-5624.693100	69224.90	-251729.90	0.00	-251729.90
	AGBPP	4571.850838	4778.432000	606716.00	-2368.30	0.00	-2368.30
	AGTCCPP	2429.837760	2469.763200	120165.70	0.00	0.00	0.00
	BGTPP	15386.760781	15271.749822	-350575.80	-49449.30	0.00	-49449.30
	BNC	-28.201240	-27.042600	6748.90	-2740.60	0.00	-2740.60
	PALATANA	13797.408874	13836.584144	123754.10	0.00	0.00	0.00
	DOYANG	267.425000	271.332000	12807.90	-1012.80	0.00	-1012.80
	LOKTAK	2483.252500	2486.707200	9615.20	-2220.00	0.00	-2220.00
	PARE	1265.005000	1306.233600	126482.50	-8602.70	0.00	-8602.70
	RANGANADI	3480.000000	3521.939449	129730.90	0.00	0.00	0.00
	ER	507.627237	11268.812224	59747259.40	0.00	-53772533.46	-53772533.46
	NR	0.000000	-12077.381819	-67434425.80	-59360869.40	-60690983.22	-120051852.62
	KAMENG	13290.164217	13379.345455	230470.40	0.00	0.00	0.00
	26-08-2022	ARUNACHAL PRADESH	-2551.733744	-2655.052184	-755888.00	-192756.60	0.00
ASSAM		-39865.635874	-40458.339452	-3898505.70	-663209.80	-467820.68	-1131030.48
MANIPUR		-2707.343509	-2797.617855	-579550.80	-75232.80	0.00	-75232.80
MEGHALAYA		-2500.338555	-2473.284726	172661.30	-40090.60	0.00	-40090.60
MIZORAM		-432.490781	-302.798400	831520.90	0.00	0.00	0.00
NAGALAND		-2380.419600	-2319.398520	340107.00	-34246.80	0.00	-34246.80
TRIPURA		-5430.975731	-5711.323800	-1816686.80	-690274.70	0.00	-690274.70
AGBPP		4731.687250	4760.640000	82827.40	0.00	0.00	0.00
AGTCCPP		2587.312360	2618.284800	89256.00	-1929.80	0.00	-1929.80
BGTPP		16379.996493	16013.960730	-1075405.30	-78302.80	0.00	-78302.80
BNC		-28.201240	-28.360200	-1965.80	-1499.90	0.00	-1499.90
PALATANA		13879.696974	13942.712138	192299.90	0.00	0.00	0.00
DOYANG		286.275000	296.704800	32208.00	-1680.00	0.00	-1680.00
LOKTAK		2478.585000	2480.068800	5115.50	0.00	0.00	0.00
PARE		1311.252500	1349.126400	115899.80	-552.70	0.00	-552.70
RANGANADI		3410.000000	3424.386729	46120.40	-7825.10	0.00	-7825.10
ER		1880.950941	13422.244361	73645149.90	0.00	-66280634.91	-66280634.91
NR		0.000000	-12093.818189	-77035217.40	-67926445.60	-69331695.66	-137258141.26
KAMENG		11600.133368	11729.381823	363953.30	0.00	0.00	0.00
27-08-2022		ARUNACHAL PRADESH	-2590.996598	-2479.010984	698776.40	-27723.40	0.00
	ASSAM	-37663.630475	-37305.735839	2147454.10	-70515.10	-257694.49	-328209.59
	MANIPUR	-2680.354062	-2684.707962	55302.90	0.00	0.00	0.00
	MEGHALAYA	-2222.386089	-2421.822399	-1380131.10	-68832.10	0.00	-68832.10
	MIZORAM	-466.293113	-295.303200	1188232.20	-3117.60	-35646.97	-38764.57
	NAGALAND	-2315.902814	-2200.672920	832641.60	0.00	0.00	0.00
	TRIPURA	-5029.700932	-4926.675600	531292.90	-45085.90	0.00	-45085.90
	AGBPP	4480.456425	4628.824000	391870.70	-17048.30	0.00	-17048.30
	AGTCCPP	2466.557800	2542.099200	198149.70	-5283.80	0.00	-5283.80
	BGTPP	15898.893566	15447.982546	-1334156.30	-26159.20	0.00	-26159.20
	BNC	-28.201240	-26.881200	10223.00	-1431.80	0.00	-1431.80
	PALATANA	13973.591394	14033.337012	185798.30	0.00	0.00	0.00
	DOYANG	288.450000	300.081600	36150.10	-240.00	0.00	-240.00
	LOKTAK	2376.660000	2379.758400	14791.10	-112.70	0.00	-112.70
	PARE	1235.247500	1292.683200	175476.30	0.00	0.00	0.00
	RANGANADI	3200.000000	3221.832366	83228.50	0.00	0.00	0.00
	ER	-1543.876373	7312.245745	61769381.10	-192350.00	-55592442.99	-55784792.99
	NR	0.000000	-10413.381821	-72022157.90	-60806653.90	-64819942.11	-125626596.01
	KAMENG	12944.525050	13052.581828	261825.00	-2063.90	0.00	-2063.90


 (Sd/-) Director
 NERPC
 Pigeon House/Min. of Power
 West Block/Cont. of India
 Shillong

