



Government of India
Ministry of Power
North Eastern Regional Power Committee
Lapalang, Shillong 793006

No. NERPC/Dev/2022/7354-7392

Dt: September 23, 2022

सेवा में / To,

संलग्न सूची के अनुसार
As per list enclosed.

Sub: Provisional DSM under ABT regime for the period from 12.09.22 to 18.09.22- reg.

सर/मैडम,
Sir/Madam,

The provisional statements giving details of Deviation charges account with payable / receivable particulars, for the period 12.09.22 to 18.09.22 is enclosed. Deviation charges have been calculated as per CERC Notification no. L-1/132/2013/CERC dated 6th January 2014 and its subsequent amendments. The payment by the constituents for the billed amounts shall be made to the Regulatory Deviation Pool Account Fund operated by NERLDC within 10 days of the issue of this Deviation-Account. In case of delayed payments against these bills beyond 12 days, the defaulting constituent shall pay simple interest @0.04% for each day of delay. The details of Deviation Accounts, both the statement as well as the data files, are available on NERPC website www.nerpc.gov.in.

Enclosed -As above.

भवदीय / Yours faithfully,

(एस. एम. आइमोल/ S. M. Aimol)
निदेशक / Director
अधीक्षण अभियंता/ Superintending Engineer
वाणिज्य / Commercial

List of Addressees:

1. CMD, TSECL, Bidyut Bhawan, Agartala – 799 001
2. Director (Distribution), MePDCL, Lumjingshai, S.R. Road, Shillong – 793 001
3. Engineer-in-Chief (P&E), P&E Dept., Govt. of Mizoram, Aizawl – 796 001
4. Chief General Manager (Comml), APDCL, Bijulee Bhawan, Paltan Bazar, Guwahati – 781 001
5. Chief Engineer (Comm), Dept. of Power, Govt. of Arunachal Pradesh, Itanagar – 791 111
6. Managing Director, MSPDCL, Keishampat, Imphal-795 001.
7. E-in-C, Dept. of Power, Govt. of Nagaland, Kohima – 797 001
8. Chief Engineer, Loktak HE Project, Vidyut Vihar, Komkeirap, Manipur – 795 124
9. Executive Director (Comml.), NEEPCO Ltd., Lower New Colony, Shillong – 793 003
10. Executive Director, NERTS, POWERGRID, Lapalang, Shillong – 793 006
11. Managing Director, OTPC, Core 4 & Central, 10th Floor, SCOPE Minar, Laxmi Nagar, Delhi – 110092
12. GM (Comml.), NTPC, 3rd Floor OLIC building, Plot No.N.17/2, Nayapalli, Bhubaneshwar-12
13. CE (G. M.), CEA, SewaBhawan, R.K.Puram, New Delhi – 110 066.
14. G. M., NERLDC, Lower Nongrah, Dongtieh, Lapalang, Shillong - 6.
15. C.G.M (SLDC) AEGCL, Kahelipara, Guwahati.
16. Gen. Manager (Comml.), NHPC Ltd., NHPC Office complex, Sector –33, Faridabad-121003.
17. G.M (Commercial) APDCL, Bijulee Bhawan, Paltan Bazar, Guwahati - 781 001.
18. General Manager, Ranganadi HEP, NEEPCO, Yazlee, Ar. Pradesh
19. Project Manager, Doyang HEP, NEEPCO, Nagaland
20. Project Manager, AGBPP, NEEPCO Ltd., No. –III, Vill. Bokuloni, Dibrugarh, Assam.
21. Project Manager, AGTPP, NEEPCO Ltd., Ramchandranagar, Agartala, Tripura West- 799008.
22. Dy. G. M (Elect.), Kopili HEP, NEEPCO Ltd., Umrangso, N.C. Hills, Assam.
23. Supdt. Engr. (System Management) MeECL, Lumjingshai, Short Round Road, Shillong.
24. Supdt. Engr. (Commercial) Deptt. of Electricity, Govt.of Manipur, Keisampet, Imphal. 795001
25. Executive Engineer, MSLDC, P & E Dept., Chaltlang, Aizawl- 796012.
26. Supdt. Engr. Dimapur Sub-station Deptt. of Power, Govt.of Nagaland, Dimapur.
27. Dy. G. M. (Commercial) NERTS, Lower Nongrah, Dongtieh, Lapalang, Shillong - 6.
28. Dy. General Manager (ER), POWERGRID, Boring Road, Alankar Place, Patna - 800 001
29. DGM (Comml), OTPC, Core 4 & Central, 10th Floor, SCOPE Minar, Laxmi Nagar, Delhi – 110092
30. DGM (Comml.), NTPC, 3rd Floor OLIC building, Plot No.N.17/2, Nayapalli, Bhubaneshwar-12
31. AGM (Comml.), NTPC, Bongaigaon Thermal Power Project, P.O Salakati, Kokrajhar-783369
32. Addl. General Manager,Comml & Sys.Opn., TSECL,Banamalipur,Agartala.-799001.
33. Ex. Engr., SLDC, Deptt. of Power, Itanagar, Ar. Pradesh – 791 111
34. CEO, NVVNLtd., 7th Floor, Scope Complex, Lodhi Road, N.Delhi- 110 003
35. Power Trading Corpn. of India Ltd., 2nd Floor, NBCC Tower, 15-Bhikaji Cama Place, New Delhi – 66.
36. Member Secretary, NRPC,18-A,Shaheed Jeet Singh Marg,Katwaria Sarai, NewDelhi-110016.
37. Member Secretary, ERPC,14, Golf Club Road, Kolkata- 700 033.
38. Member Secretary, WRPC, Plot No F-3,MIDC Area, Opp Seepz,Marol,Andheri (E), Mumbai-400 093.
39. Member Secretary, SRPC, 29, Race Course Road, Bangalore- 560009.



(एस. एम. आइमोल/ S. M. Aimol)

निदेशक / Director

अधीक्षण अभियंता/ Superintending Engineer

वाणिज्य / Commercial

NORTH EASTERN REGIONAL POWER COMMITTEE

**ABT based Deviation Charge Account
For the period 12.09.2022 TO 18.09.2022
AS PER 5TH AMENDMENT OF DSM, 2019 W.E.F. 03/06/2019**

Page 1 of 4

UTILITIES AND DEVIATION CHARGES PAYABLE BY THEM	SCHEDULE (MWH)	ACTUAL (MWH)	DEVIATION (MWH)	DEVIATION CHARGE		ADDITIONAL DEVIATION CHARGE DUE TO BLOCKWISE VIOLATION OF VOLUME LIMIT	ZERO CROSSING VIOLATION COUNT	ADDITIONAL DEVIATION CHARGE DUE TO VIOLATION OF SIGN CHANGE	FINAL DEVIATION CHARGE	
				RECEIVABLE	PAYABLE				RECEIVABLE	PAYABLE
BENEFICIARIES OF NORTH EASTERN REGION										
ARUNACHAL PRADESH	16,326.710134	17,750.027192	1,423.317058		6,341,995	28,920	7	254,552		6,625,467
ASSAM	226,460.646587	227,868.580958	1,407.934371		4,631,882	131,249	13	321,555		5,084,686
MANIPUR	17,987.117912	18,564.194723	577.076811		2,649,858	88,127	3	49,510		2,787,495
MEGHALAYA	10,368.106356	10,385.662908	17.556552		11,342	51,483		0		62,825
MIZORAM	5,937.338569	4,519.828800	-1,417.509769	5,489,176		3,402	2	65,359	5,420,416	
NAGALAND	16,201.580650	15,946.567080	-255.013570	890,913		2,275		0	888,637	
TRIPURA	35,453.756417	34,562.568900	-891.187517	3,729,147		132,630	8	223,205	3,373,312	
BNC	187.109933	185.455200	-1.654733	3,648		167		0	3,481	
CERC REGULATED GENERATORS (CGS/ISSG)										
AGBPP	30,394.000523	32,105.176000	1,711.175477	4,708,005		9,236		0	4,698,769	
AGTCCPP	16,326.828470	16,980.595200	653.766730	1,828,491		0		0	1,828,491	
BGTPP	87,970.807362	86,743.514173	-1,227.293189		3,562,594	137,627	2	79,519		3,779,741
PALATANA	98,501.030751	98,572.340081	71.309330	289,029		0		0	289,029	
DOYANG	7,419.830000	7,465.161600	45.331600	118,818		1,211		0	117,607	
KHANDONG	0.000000	0.000000	0.000000		0	0		0		0
KOPILI	0.000000	0.000000	0.000000		0	0		0		0
KOPILI-2	0.000000	0.000000	0.000000		0	0		0		0
LOKTAK	12,148.677500	12,289.564800	140.887300	419,565		0		0	419,565	
PARE	11,758.740000	11,918.184000	159.444000	541,190		852		0	540,338	
RANGANADI	26,735.175000	26,722.524723	-12.650277	77,459		43,948		0	33,511	
KAMENG	95,603.165220	95,971.054562	367.889342	978,648		1,445		0	977,203	
INTER- REGIONAL										
ER	-56,688.824792	68,113.663287	124,802.488079	470,513,546					470,513,546	
NR	0.000000	-118,317.818205	-118,317.818205		449,943,305					449,943,305
INFIRM GENERATORS										
KAMENG_INF	0.000000	0.000000	0.000000		0					0
TOTAL	659,091.796592	668,346.845982	9,255.049390	489587634.3	467140975.2	632573.2	35	993699.825	489103904.2	468283518.1

In Daily data report : +ve figures indicate charges receivable and -ve figures indicate charges payable. All deviation charges in Rs.


Notes :

- For computing Deviation accounts for the week, Korba Meter (NP2657A) has been used as master frequency meter
- Metering point for ER power:
 - Rangia for 132kV Motonga(Deothang)-Rangia feeder.
 - Salakati for 132kV Gelephug-Salakati feeder.
 - Salakati for 220kV Alipurduar-Salakati feeder I & II.
 - Bongaigaon for 400kV New Siliguri-Bongaigaon feeders I&II.
 - Bongaigaon for 400kV Alipurduar-Bongaigaon feeders I&II.
- Metering point for NR power: Biswanath-Chariali(BNC) for BiswanathChariali-Agra feeder.
- Schedule (MWH) includes energy scheduled under AGC

(North Eastern Regional Power Committee)
Assam
Secretary/Chairman
Regional Power Committee
Bongaigaon/Agra, Assam
Date: 18/09/2022
Place: Bongaigaon

NERPC, SHILLONG
Day-wise schedule, actual and Deviation charge statement
From 12-09-2022 to 18-09-2022


DATE	BENEFICIARY	SCH. TOTAL IN MWH	ACTUAL DRAWAL/GEN TOTAL IN MWH	DEVIATION CHARGE IN Rs.	ADDITIONAL DEVIATION CHARGE(Volume limit) IN Rs.	ADDITIONAL DEVIATION CHARGE(Sign Change Violation) IN Rs.	Total ADDITIONAL DEVIATION CHARGE IN Rs.
12-09-2022	ARUNACHAL PRADESH	-2172.867685	-2561.464056	-1732742.30		-2358.00	-103964.54
	ASSAM	-30556.977521	-30375.734033	936828.90		0.00	-84314.60
	MANIPUR	-2557.197192	-2624.233491	-370534.70		-5600.50	-5600.50
	MEGHALAYA	-1517.426192	-1361.934908	710951.90		0.00	0.00
	MIZORAM	-716.167040	-404.260800	1355466.60		0.00	-40664.00
	NAGALAND	-2070.493080	-1989.387240	303751.70		0.00	0.00
	TRIPURA	-4618.017245	-4003.252050	2660636.50		0.00	-79819.10
	AGBPP	4056.320644	4374.000000	928776.20		0.00	0.00
	AGTCCPP	2188.346255	2319.429600	386705.80		0.00	0.00
	BGTTP	13995.793016	13784.898902	-626181.30		-2472.70	0.00
	BNC	-28.365919	-25.858200	11726.90		0.00	0.00
	PALATANA	14022.411846	14042.252512	65039.60		0.00	0.00
	DOYANG	421.755000	420.112800	-4442.40		0.00	0.00
	LOKTAK	1820.997500	1847.193600	79240.10		0.00	0.00
	PARE	1793.752500	1825.569600	99356.90		0.00	0.00
	RANGANADI	3689.000000	3711.832729	50489.50		0.00	0.00
	ER	-9621.843730	6213.346425	71913021.50		0.00	-64721719.35
	NR	0.000000	-16901.090905	-76961223.20		-69354415.30	-69265100.88
	KAMENG	12940.855050	13055.927272	285213.30		0.00	0.00
	13-09-2022	ARUNACHAL PRADESH	-2354.628422	-2635.100856	-1463879.90		-858.60
ASSAM		-31238.498553	-31259.711141	-174684.90		-2320.80	-10481.09
MANIPUR		-2531.117213	-2622.943782	-416035.90		-6800.10	-12481.08
MEGHALAYA		-1402.022268	-1325.112944	276435.20		0.00	0.00
MIZORAM		-755.892458	-551.311200	878859.60		0.00	0.00
NAGALAND		-2055.495407	-2006.576040	161246.60		0.00	0.00
TRIPURA		-3901.441198	-3548.122650	1539785.20		0.00	0.00
AGBPP		4316.016088	4551.328000	694638.70		0.00	0.00
AGTCCPP		2263.132030	2347.111200	232884.50		0.00	0.00
BGTTP		13457.347182	13012.453823	-1325317.50		-7099.80	-79519.05
BNC		-24.496194	-25.129800	-4120.90		0.00	0.00
PALATANA		13645.765366	13657.213959	42613.00		0.00	0.00
DOYANG		579.550000	604.634400	74303.60		0.00	0.00
LOKTAK		1820.997500	1840.339200	61377.20		0.00	0.00
PARE		1704.995000	1725.662400	81431.50		0.00	0.00
RANGANADI		4143.000000	4156.755820	56847.90		0.00	0.00
ER		-10391.707859	6582.859848	75276411.80		0.00	-67748770.62
NR		0.000000	-16901.818182	-74841930.30		-67445376.90	-67357737.27
KAMENG		13848.040056	13894.327273	128794.70		0.00	0.00
14-09-2022		ARUNACHAL PRADESH	-2427.513246	-2709.548456	-1288376.90		0.00
	ASSAM	-33209.465379	-33612.369178	-1166764.00		-6676.50	-70005.84
	MANIPUR	-2441.415941	-2648.177889	-849456.90		-3579.30	-3579.30
	MEGHALAYA	-1194.514136	-1251.161096	-348533.20		0.00	0.00
	MIZORAM	-765.391706	-568.117200	777009.10		0.00	0.00
	NAGALAND	-2392.692468	-2381.644440	34358.40		0.00	0.00
	TRIPURA	-4157.368582	-3935.999250	626965.80		-61323.00	-18808.97
	AGBPP	4448.826862	4592.912000	387484.20		0.00	0.00
	AGTCCPP	2482.691200	2579.001600	281903.50		0.00	0.00
	BGTTP	13603.763617	13513.297459	-247294.40		0.00	0.00
	BNC	-23.595250	-27.195000	-14482.00		0.00	0.00
	PALATANA	13621.047680	13641.533389	68832.90		0.00	0.00
	DOYANG	667.750000	673.689600	16683.40		0.00	0.00
	LOKTAK	1499.440000	1526.289600	81625.90		0.00	0.00
	PARE	1911.245000	1911.134400	12252.40		-852.00	-852.00
	RANGANADI	4640.500000	4664.444367	89061.10		0.00	0.00
	ER	-9023.479295	8245.358071	70296353.80		0.00	-63266718.42
	NR	0.000000	-16905.163653	-68388401.20		-61630812.20	-61549561.08
	KAMENG	13848.040056	13886.909092	112208.30		0.00	0.00



 (Signature)
 Name of the Officer
 Designation
 Office
 Date

NERPC, SHILLONG
Day-wise schedule, actual and Deviation charge statement
From 12-09-2022 to 18-09-2022

DATE	BENEFICIARY	SCH. TOTAL IN MWH	ACTUAL DRAWAL/GEN TOTAL IN MWH	DEVIATION CHARGE IN Rs.	ADDITIONAL DEVIATION CHARGE(Volume limit) IN Rs.	ADDITIONAL DEVIATION CHARGE(Sign Change Violation) IN Rs.	Total ADDITIONAL DEVIATION CHARGE IN Rs.
15-09-2022	ARUNACHAL PRADESH	-2308.401205	-2551.094456	-773817.30	-17351.70	-23214.52	-40566.22
	ASSAM	-32977.878556	-33371.755353	-1657708.20	-120862.20	-49731.25	-170593.45
	MANIPUR	-2507.954429	-2687.599161	-818596.20	-72147.00	-24557.89	-96704.89
	MEGHALAYA	-1426.910450	-1592.132074	-663297.50	-51110.20	0.00	-51110.20
	MIZORAM	-937.335634	-765.951600	618056.40	0.00	0.00	0.00
	NAGALAND	-2339.715992	-2315.046840	72205.00	0.00	0.00	0.00
	TRIPURA	-4648.087545	-4397.976300	699620.50	-744.10	0.00	-744.10
	AGBPP	4497.827763	4742.608000	689343.70	0.00	0.00	0.00
	AGTCCPP	2351.669860	2446.188000	266116.70	0.00	0.00	0.00
	BGTTP	12888.045768	12789.757097	-250612.20	-108960.90	0.00	-108960.90
	BNC	-25.534038	-27.366600	-7087.30	0.00	0.00	0.00
	PALATANA	13699.509745	13721.281169	79643.50	0.00	0.00	0.00
	DOYANG	1111.075000	1113.660000	3451.80	-480.00	0.00	-480.00
	LOKTAK	1746.747500	1764.259200	54113.10	0.00	0.00	0.00
	PARE	1787.502500	1802.438400	56769.10	0.00	0.00	0.00
	RANGANADI	3760.500000	3665.585633	-235082.10	-26949.20	0.00	-26949.20
	ER	-8197.824958	9857.205668	63813404.80	0.00	-57432064.32	-57432064.32
	NR	0.000000	-16907.345458	-59613435.40	-53862610.20	-53652091.86	-107514702.06
	KAMENG	13848.040056	13892.945457	125777.10	0.00	0.00	0.00
	16-09-2022	ARUNACHAL PRADESH	-2408.232137	-2446.922056	-205131.00	-8352.00	-6153.93
ASSAM		-33198.897097	-33439.762671	-758546.00	0.00	-45512.76	-45512.76
MANIPUR		-2622.094457	-2708.492619	-415706.90	0.00	-12471.21	-12471.21
MEGHALAYA		-1484.540706	-1670.342548	-609388.10	-373.10	0.00	-373.10
MIZORAM		-881.972645	-627.871200	823161.70	-2782.80	-24694.85	-27477.65
NAGALAND		-2385.919240	-2371.394040	27883.40	-2275.20	0.00	-2275.20
TRIPURA		-5783.385203	-5964.631800	-462354.20	-52048.20	0.00	-52048.20
AGBPP		4205.247500	4497.880000	676810.20	-9236.20	0.00	-9236.20
AGTCCPP		2157.877120	2221.041600	144195.10	0.00	0.00	0.00
BGTTP		10889.022414	10698.699629	-553501.40	-19094.00	0.00	-19094.00
BNC		-28.276713	-26.107200	5022.10	-166.70	0.00	-166.70
PALATANA		14424.524071	14428.863713	43851.00	0.00	0.00	0.00
DOYANG		1476.000000	1487.397600	24378.80	-730.90	0.00	-730.90
LOKTAK		1746.747500	1760.880000	32794.50	0.00	0.00	0.00
PARE		1484.997500	1496.073600	43113.50	0.00	0.00	0.00
RANGANADI		3458.000000	3459.694729	47600.70	0.00	0.00	0.00
ER		-5865.871022	13856.439927	56739019.30	-705730.40	-51065117.37	-51770847.77
NR		0.000000	-16901.381819	-48890854.60	-44058554.50	-44001769.14	-88060323.64
KAMENG		13422.110052	13488.945452	167896.80	-1445.10	0.00	-1445.10
17-09-2022		ARUNACHAL PRADESH	-2340.191680	-2309.848856	-27099.10	0.00	0.00
	ASSAM	-32050.252642	-32127.537020	-239297.00	0.00	-14357.82	-14357.82
	MANIPUR	-2733.320561	-2675.251131	230183.20	0.00	0.00	0.00
	MEGHALAYA	-1588.865197	-1466.383342	448865.60	0.00	0.00	0.00
	MIZORAM	-942.954512	-697.754400	916698.80	0.00	0.00	0.00
	NAGALAND	-2443.980223	-2433.280440	43497.70	0.00	0.00	0.00
	TRIPURA	-6785.631745	-7017.670350	-740776.40	-3043.70	-88893.17	-91936.87
	AGBPP	4330.326900	4608.088000	759727.90	0.00	0.00	0.00
	AGTCCPP	2366.405015	2461.274400	255736.60	0.00	0.00	0.00
	BGTTP	11363.680469	11379.592723	39280.50	0.00	0.00	0.00
	BNC	-28.421000	-26.271000	8907.50	0.00	0.00	0.00
	PALATANA	15002.666144	14975.382399	-75271.70	0.00	0.00	0.00
	DOYANG	1584.000000	1589.868000	16823.20	0.00	0.00	0.00
	LOKTAK	1746.750000	1767.489600	64483.80	0.00	0.00	0.00
	PARE	1492.500000	1524.504000	102252.80	0.00	0.00	0.00
	RANGANADI	3583.000000	3582.065999	5317.10	-16999.10	0.00	-16999.10
	ER	-7604.033845	11056.867057	67570275.60	0.00	-60813248.04	-60813248.04
	NR	0.000000	-16901.381817	-61092425.70	-55054660.50	-54983183.13	-110037843.63
	KAMENG	13848.040056	13876.945460	81167.20	0.00	0.00	0.00


 Director
 NERPC
 New Delhi
 Ministry of Power
 Govt. of India
 Shillong

NERPC, SHILLONG
Day-wise schedule, actual and Deviation charge statement
From 12-09-2022 to 18-09-2022


DATE	BENEFICIARY	SCH. TOTAL IN MWH	ACTUAL DRAWAL/GEN TOTAL IN MWH	DEVIATION CHARGE IN Rs.	ADDITIONAL DEVIATION CHARGE(Volume limit) IN Rs.	ADDITIONAL DEVIATION CHARGE(Sign Change Violation) IN Rs.	Total ADDITIONAL DEVIATION CHARGE IN Rs.
18-09-2022	ARUNACHAL PRADESH	-2314.875749	-2536.048456	-850948.10	0.00	0.00	0.00
	ASSAM	-33228.676860	-33681.711562	-1571711.20	-1389.60	-47151.34	-48540.94
	MANIPUR	-2594.018113	-2597.496650	-9710.20	0.00	0.00	0.00
	MEGHALAYA	-1753.827423	-1718.595996	173624.40	0.00	0.00	0.00
	MIZORAM	-937.624567	-904.562400	119924.20	-619.00	0.00	-619.00
	NAGALAND	-2513.284242	-2449.238040	247969.80	0.00	0.00	0.00
	TRIPURA	-5559.824903	-5694.916500	-594730.40	-15471.00	-35683.82	-51154.82
	AGBPP	4539.434825	4738.360000	571224.40	0.00	0.00	0.00
	AGTCCPP	2516.706990	2606.548800	260948.30	0.00	0.00	0.00
	BGTTP	11773.154886	11564.814540	-598967.90	0.00	0.00	0.00
	BNC	-28.421000	-27.527400	3681.50	0.00	0.00	0.00
	PALATANA	14085.105896	14105.812940	64320.50	0.00	0.00	0.00
	DOYANG	1579.700000	1575.799200	-12380.60	0.00	0.00	0.00
	LOKTAK	1766.997500	1783.113600	45930.30	0.00	0.00	0.00
	PARE	1583.747500	1632.801600	146014.00	0.00	0.00	0.00
	RANGANADI	3461.175000	3482.145446	63225.00	0.00	0.00	0.00
	ER	-5984.064052	12301.586291	64905059.00	0.00	-58414553.10	-58414553.10
	NR	0.000000	-16899.636371	-60155034.30	-54209149.70	-54139530.87	-108348680.57
	KAMENG	13848.040056	13875.054556	77590.60	0.00	0.00	0.00

SUMMARY OF WEEKLY DEVIATION CHARGES

	UTILITY	SCHEDULE(MWH)	ACTUAL(MWH)	DEVIATION CHARGE (IN RS)	ADDITIONAL DEVIATION CHARGE(Volume Limit) (IN RS)	ADDITIONAL DEVIATION CHARGE(Sign Change Violation) (IN RS)	Total ADDITIONAL DEVIATION CHARGE (IN RS)
FOR THE WEEK FROM 12-09-2022 TO 18-09-2022	KAMENG	95603.165220	95971.054562	978648.00	-1445.10	0.00	-1445.10
	PARE	11758.740000	11918.184000	541190.20	-852.00	0.00	-852.00
	LOKTAK	12148.677500	12289.564800	419564.90	0.00	0.00	0.00
	DOYANG	7419.830000	7465.161600	118817.80	-1210.90	0.00	-1210.90
	RANGANADI	26735.175000	26722.524723	77459.20	-43948.30	0.00	-43948.30
	KHANDONG	0.000000	0.000000	0.00	0.00	0.00	0.00
	KOPILI	0.000000	0.000000	0.00	0.00	0.00	0.00
	KOPILI-2	0.000000	0.000000	0.00	0.00	0.00	0.00
	MIZORAM	-5937.338569	-4519.828800	5489176.40	-3401.80	-65358.85	-68760.65
	TRIPURA	-35453.756417	-34562.568900	3729147.00	-132630.00	-223205.06	-355835.06
	NAGALAND	-16201.580650	-15946.567080	890912.60	-2275.20	0.00	-2275.20
	BNC	-187.109933	-185.455200	3647.80	-166.70	0.00	-166.70
	ARUNACHAL PRADESH	-16326.710134	-17750.027192	-6341994.60	-28920.30	-254552.00	-283472.30
	ASSAM	-226460.646587	-227868.580958	-4631882.40	-131249.10	-321554.70	-452803.80
	MANIPUR	-17987.117912	-18564.194723	-2649857.60	-88126.90	-49510.17	-137637.07
	MEGHALAYA	-10368.106356	-10385.662908	-11341.70	-51483.30	0.00	-51483.30
	ER	-56688.824792	68113.663287	470513545.80	0.00	0.00	0.00
	NR	0.000000	-118317.818205	-449943304.70	0.00	0.00	0.00
	AGBPP	30394.000523	32105.176000	4708005.30	-9236.20	0.00	-9236.20
	AGTCCPP	16326.828470	16980.595200	1828490.50	0.00	0.00	0.00
PALATANA	98501.030751	98572.340081	289028.80	0.00	0.00	0.00	
BGTTP	87970.807362	86743.514173	-3562594.20	-137627.40	-79519.05	-217146.45	
KAMENG_INF	0.000000	0.000000	0.00	0.00	0.00	0.00	

LEGEND: Energy:(+ve) means injection, (-ve) means drawal
 Deviation Charge: (+ve) means receivable, (-ve) mean payable

(+) means under drawal/ over injection
 (-) means vice-versa


 Director
 Director General of Power
 Water Supply & Sewerage
 Govt. of India
 New Delhi