



Government of India
Ministry of Power
North Eastern Regional Power Committee
Lapalang, Shillong 793006

No. NERPC/Dev/2022/1148-1186

Dt: June 20, 2022

सेवा में / To,

संलग्न सूची के अनुसार
As per list enclosed.

Sub: Provisional DSM under ABT regime for the period from 23.05.22 to 05.06.22 (2 weeks) - reg.

सर/मैडम,
Sir/Madam.

The provisional statements giving details of Deviation charges account with payable / receivable particulars, for the period 23.05.22 to 05.06.22 (2 weeks) is enclosed. Deviation charges have been calculated as per CERC Notification no. L-1/132/2013/CERC dated 6th January 2014 and its subsequent amendments. The payment by the constituents for the billed amounts shall be made to the Regulatory Deviation Pool Account Fund operated by NERLDC within 10 days of the issue of this Deviation-Account. In case of delayed payments against these bills beyond 12 days, the defaulting constituent shall pay simple interest @0.04% for each day of delay. The details of Deviation Accounts, both the statement as well as the data files, are available on NERPC website www.nerpc.nic.in.

Enclosed - As above.

भवदीय / Yours faithfully,

(एस. एम. आइमोल / S. M. Aimol)


निदेशक / Director

अधीक्षण अभियंता / Superintending Engineer

वाणिज्य / Commercial

List of Addressees:

1. CMD, TSECL, Bidyut Bhawan, Agartala – 799 001
2. Director (Distribution), MePDCL, Lumjingshai, S.R. Road, Shillong – 793 001
3. Engineer-in-Chief (P&E), P&E Dept., Govt. of Mizoram, Aizawl – 796 001
4. Chief General Manager (Comml), APDCL, Bijulee Bhawan, Paltan Bazar, Guwahati – 781 001
5. Chief Engineer (Comm), Dept. of Power, Govt. of Arunachal Pradesh, Itanagar – 791 111
6. Managing Director, MSPDCL, Keishampat, Imphal-795 001.
7. E-in-C, Dept. of Power, Govt. of Nagaland, Kohima – 797 001
8. Chief Engineer, Loktak HE Project, Vidyut Vihar, Komkeirap, Manipur – 795 124
9. Executive Director (Comml.), NEEPCO Ltd., Lower New Colony, Shillong – 793 003
10. Executive Director, NERTS, POWERGRID, Lapalang, Shillong – 793 006
11. Managing Director, OTPC, Core 4 & Central, 10th Floor, SCOPE Minar, Laxmi Nagar, Delhi – 110092
12. GM (Comml.), NTPC, 3rd Floor OLIC building, Plot No.N.17/2, Nayapalli, Bhubaneshwar-12
13. CE (G. M.), CEA, SewaBhawan, R.K.Puram, New Delhi – 110 066.
14. G. M., NERLDC, Lower Nongrah, Dongtiah, Lapalang, Shillong - 6.
15. C.G.M (SLDC) AEGCL, Kahelipara, Guwahati.
16. Gen. Manager (Comml.), NHPC Ltd., NHPC Office complex, Sector –33, Faridabad-121003.
17. G.M (Commercial) APDCL, Bijulee Bhawan, Paltan Bazar, Guwahati - 781 001.
18. General Manager, Ranganadi HEP, NEEPCO, Yazlee, Ar. Pradesh
19. Project Manager, Doyang HEP, NEEPCO, Nagaland
20. Project Manager, AGBPP, NEEPCO Ltd., No. –III, Vill. Bokuloni, Dibrugarh, Assam.
21. Project Manager, AGTPP, NEEPCO Ltd., Ramchandranagar, Agartala, Tripura West- 799008.
22. Dy. G. M (Elect.), Kopili HEP, NEEPCO Ltd., Umrangso, N.C. Hills, Assam.
23. Supdt. Engr. (System Management) MeECL, Lumjingshai, Short Round Road, Shillong.
24. Supdt. Engr. (Commercial) Deptt. of Electricity, Govt.of Manipur, Keisampet, Imphal. 795001
25. Executive Engineer, MSLDC, P & E Dept., Chaltlang, Aizawl- 796012.
26. Supdt. Engr. Dimapur Sub-station Deptt. of Power, Govt.of Nagaland, Dimapur.
27. Dy. G. M. (Commercial) NERTS, Lower Nongrah, Dongtiah, Lapalang, Shillong - 6.
28. Dy. General Manager (ER), POWERGRID, Boring Road, Alankar Place, Patna - 800 001
29. DGM (Comml), OTPC, Core 4 & Central, 10th Floor, SCOPE Minar, Laxmi Nagar, Delhi – 110092
30. DGM (Comml.), NTPC, 3rd Floor OLIC building, Plot No.N.17/2, Nayapalli, Bhubaneshwar-12
31. AGM (Comml.), NTPC, Bongaigaon Thermal Power Project, P.O Salakati, Kokrajhar-783369
32. Addl. General Manager,Comml & Sys.Opn., TSECL,Banamalipur,Agartala.-799001.
33. Ex. Engr., SLDC, Deptt. of Power, Itanagar, Ar. Pradesh – 791 111
34. CEO, NVVN Ltd., 7th Floor, Scope Complex, Lodhi Road, N.Delhi- 110 003
35. Power Trading Corpn. of India Ltd., 2nd Floor, NBCC Tower, 15-Bhikaji Cama Place, New Delhi – 66.
36. Member Secretary, NRPC,18-A,Shaheed Jeet Singh Marg,Katwaria Sarai, NewDelhi-110016.
37. Member Secretary, ERPC,14, Golf Club Road, Kolkata- 700 033.
38. Member Secretary, WRPC, Plot No F-3,MIDC Area, Opp Seepz,Marol,Andheri (E), Mumbai-400 093.
39. Member Secretary, SRPC, 29, Race Course Road, Bangalore- 560009.



(एस. एम. आइमोल / S. M. Aimol)

निदेशक / Director

अधीक्षण अभियंता / Superintending Engineer

वाणिज्य / Commercial

NORTH EASTERN REGIONAL POWER COMMITTEE

**ABT based Deviation Charge Account
For the period 23.05.2022 TO 29.05.2022
AS PER 5TH AMENDMENT OF DSM, 2019 W.E.F. 03/06/2019**

Page 1 of 4

UTILITIES AND DEVIATION CHARGES PAYABLE BY THEM	SCHEDULE (MWH)	ACTUAL (MWH)	DEVIATION (MWH)	DEVIATION CHARGE		ADDITIONAL DEVIATION CHARGE DUE TO BLOCKWISE VIOLATION OF VOLUME LIMIT	ZERO CROSSING VIOLATION COUNT	ADDITIONAL DEVIATION CHARGE DUE TO VIOLATION OF SIGN CHANGE	FINAL DEVIATION CHARGE	
				RECEIVABLE	PAYABLE				RECEIVABLE	PAYABLE
BENEFICIARIES OF NORTH EASTERN REGION										
ARUNACHAL PRADESH	16,819.083868	17,552.817240	733.733372		56,59,438	10,05,777	27	12,48,204		79,13,419
ASSAM	2,01,461.889331	2,03,900.955980	2,439.066649		1,30,35,138	51,83,475	34	27,52,038		2,09,70,650
MANIPUR	18,129.252430	18,205.146187	75.893757		6,34,129	4,07,001		0		10,41,129
MEGHALAYA	8,236.713551	8,180.339845	-56.373706	15,61,051		2,90,827		0	12,70,224	
MIZORAM	12,368.360415	11,240.962800	-1,127.397615	50,10,453		1,45,563		0	48,64,890	
NAGALAND	16,298.059810	16,052.964912	-245.094898	10,46,919		1,19,891		0	9,27,028	
TRIPURA	24,608.820905	23,626.700700	-982.120205	53,04,525		7,17,129	3	39,052	45,48,345	
BNC	170.424153	148.119000	-22.305153	1,09,368		9,041		0	1,00,327	
CERC REGULATED GENERATORS (CGS/ISGS)										
AGBPP	33,270.535550	34,717.128000	1,446.592450	36,98,695		1,46,031		0	35,52,664	
AGTCCPP	15,827.263750	16,550.040000	722.776250	18,10,825		1,08,263		0	17,02,562	
BGTPP	90,170.821301	89,497.591271	-673.230030		18,06,210	1,53,346		0		19,59,556
PALATANA	59,021.404773	59,147.182848	125.778075	4,87,479		22,964		0	4,64,514	
DOYANG	2,446.925000	2,481.472800	34.547800	1,06,986		23,134		0	83,852	
KHANDONG	0.000000	0.000000	0.000000		0	0		0		0
KOPILI	0.000000	0.000000	0.000000		0	0		0		0
KOPILI-2	0.000000	0.000000	0.000000		0	0		0		0
LOKTAK	17,174.115000	17,166.432000	-7.683000	76,769		7,696		0	69,074	
PARE	15,036.407500	15,202.012800	165.605300	4,35,157		14,566		0	4,20,591	
RANGANADI	36,111.995000	36,065.044018	-46.950982	5,25,162		1,09,931	1	9,513	4,05,717	
KAMENG	59,090.107770	59,869.309070	779.201300	19,76,371		96,543		0	18,79,828	
INTER- REGIONAL										
ER	-29,202.233092	54,601.615484	83,803.848576	36,98,06,591					36,98,06,591	
NR	0.000000	-79,036.072737	-79,036.072737		35,78,24,643					35,78,24,643
INFIRM GENERATORS										
KAMENG INF	0.000000	0.000000	0.000000		0					0
TOTAL	5,97,039.947015	6,05,169.762218	8,129.815203	39,195,635.2	37,895,955.3	856,117.3	65	404,880.231	3,900,962.07.9	3,897,093,98.6

In Daily data report : +ve figures indicate charges receivable and -ve figures indicate charges payable. All deviation charges in Rs.


Notes :

- For computing Deviation accounts for the week, Korba Meter (NP2657A) has been used as master frequency meter
- Metering point for ER power:
Rangia for 132kV Motonga(Deothang)-Rangia feeder.
Salakati for 132kV Gelephug-Salakati feeder.
Salakati for 220kV Alipurduar-Salakati feeder I & II.
Bongaigaon for 400kV New Siliguri-Bongaigaon feeders I&II.
Bongaigaon for 400kV Alipurduar-Bongaigaon feeders I&II.
- Metering point for NR power: Biswanath-Chariali(BNC) for BiswanathChariali-Agra feeder.
- Schedule (MWH) includes energy scheduled under AGC


 (S.M. Aimal) / S.M. Aimal
 निदेशक / Director
 उ.पु.नै.वि.स./NERPC
 विद्युत मंत्रालय / Min. of Power
 भारत सरकार / Govt. of India
 शिलांग / Shillong


NERPC, SHILLONG
Day-wise schedule, actual and Deviation charge statement
From 23-05-2022 to 29-05-2022

DATE	BENEFICIARY	SCH. TOTAL IN MWH	ACTUAL DRAWAL/GEN TOTAL IN MWH	DEVIATION CHARGE IN Rs.	ADDITIONAL DEVIATION CHARGE(Volume limit) IN Rs.	ADDITIONAL DEVIATION CHARGE(Sign Change Violation) IN Rs.	Total ADDITIONAL DEVIATION CHARGE IN Rs.
23-05-2022	ARUNACHAL PRADESH	-2755.231613	-2512.566720	373397.70	-209041.10	-74679.54	-283720.64
	ASSAM	-25030.671182	-25794.305180	-1699660.70	-276883.80	-339932.14	-616815.94
	MANIPUR	-2558.085465	-2550.980326	-107766.60	-89616.80	0.00	-89616.80
	MEGHALAYA	-231.239908	-379.434905	-269826.50	-22384.70	0.00	-22384.70
	MIZORAM	-1812.855491	-1598.512800	426149.40	-102978.70	0.00	-102978.70
	NAGALAND	-2371.179746	-2326.012416	52642.60	-42606.90	0.00	-42606.90
	TRIPURA	-4199.693998	-4061.793300	129687.90	-182610.00	-3890.64	-186500.64
	AGBPP	4402.397350	4787.752000	701262.00	-135100.50	0.00	-135100.50
	AGTCCPP	1840.483750	1998.364800	270973.20	-77037.40	0.00	-77037.40
	BGTPP	9350.056682	9234.725816	-196179.20	0.00	0.00	0.00
	BNC	-24.389080	-20.566200	9213.80	-1924.80	0.00	-1924.80
	PALATANA	12125.786798	12125.442917	55127.20	0.00	0.00	0.00
	DOYANG	504.250000	503.460000	14924.30	-20.00	0.00	-20.00
	LOKTAK	2480.005000	2455.080000	-4559.80	-263.60	0.00	-263.60
	PARE	2832.000000	2857.910400	45159.50	-8606.10	0.00	-8606.10
	RANGANADI	8048.000000	7998.306540	185620.00	-1637.50	0.00	-1637.50
	ER	-16683.828357	-1554.606178	32150339.00	-5563256.50	-28935305.10	-34498561.60
	NR	0.000000	-12107.927279	-26455485.80	-22945213.00	-23809937.22	-46755150.22
	KAMENG	11957.290039	12047.709091	182976.80	-8140.80	0.00	-8140.80
24-05-2022	ARUNACHAL PRADESH	-2169.239751	-2595.084120	-1914124.20	-277584.00	-382824.84	-660408.84
	ASSAM	-29513.174611	-30461.541665	-5605127.20	-2460661.00	-672615.26	-3133276.26
	MANIPUR	-2581.062002	-2651.962003	-235124.70	-52640.60	0.00	-52640.60
	MEGHALAYA	-399.276365	-438.240290	-55427.50	-13369.90	0.00	-13369.90
	MIZORAM	-1762.929222	-1647.618000	553093.60	0.00	0.00	0.00
	NAGALAND	-2225.979957	-164596.50	-164596.50	-35628.60	0.00	-35628.60
	TRIPURA	-4569.527051	-4633.183800	-280173.60	-287340.70	-8405.21	-295745.91
	AGBPP	4709.480750	5024.160000	917310.70	-1836.00	0.00	-1836.00
	AGTCCPP	2042.080000	2102.707200	186257.90	-4476.60	0.00	-4476.60
	BGTPP	11565.634897	11448.136734	-312194.10	-48791.30	0.00	-48791.30
	BNC	-24.375524	-21.821400	11484.50	-2154.80	0.00	-2154.80
	PALATANA	7662.152004	7692.429089	96965.90	-1031.70	0.00	-1031.70
	DOYANG	379.500000	373.226400	-17231.90	-639.90	0.00	-639.90
	LOKTAK	2471.000000	2448.014400	-58480.80	-2093.40	0.00	-2093.40
	PARE	2654.920000	2673.249600	49498.90	-270.30	0.00	-270.30
	RANGANADI	6008.000000	6052.711458	170665.10	-3363.30	0.00	-3363.30
	ER	-3242.528630	11667.003214	70374779.30	-399169.40	-63337301.37	-63736470.77
	NR	0.000000	-12109.818186	-55084875.60	-49017814.30	-49576388.04	-98594202.34
	KAMENG	8243.009194	8385.163626	310506.30	-2424.30	0.00	-2424.30
25-05-2022	ARUNACHAL PRADESH	-2274.578016	-2577.648920	-1809370.60	-266496.90	-108562.24	-375059.14
	ASSAM	-29365.848839	-29864.898963	-2850609.20	-326084.20	-427591.38	-753675.58
	MANIPUR	-2566.965030	-2574.097927	-125898.70	-131510.10	0.00	-131510.10
	MEGHALAYA	-379.003864	-218.527566	896139.60	-157553.70	0.00	-157553.70
	MIZORAM	-1779.680919	-1666.825200	654098.20	0.00	0.00	0.00
	NAGALAND	-2372.327493	-2296.674816	300539.50	-15666.80	0.00	-15666.80
	TRIPURA	-3228.362177	-3079.007550	821399.00	-142967.50	0.00	-142967.50
	AGBPP	5419.750000	5429.904000	31154.60	0.00	0.00	0.00
	AGTCCPP	2537.000000	2549.613600	37085.80	-9576.00	0.00	-9576.00
	BGTPP	16172.744303	16161.067631	-309137.90	-39005.40	0.00	-39005.40
	BNC	-24.395317	-21.062400	19150.30	-2046.10	0.00	-2046.10
	PALATANA	7853.566725	7904.391847	155945.10	-1667.30	0.00	-1667.30
	DOYANG	320.250000	328.989600	22086.50	-18147.20	0.00	-18147.20
	LOKTAK	2420.000000	2429.155200	28508.40	-1293.40	0.00	-1293.40
	PARE	2254.487500	2282.443200	81274.20	0.00	0.00	0.00
	RANGANADI	4702.500000	4583.645090	-317116.50	-103543.20	-9513.50	-113056.70
	ER	-5147.951219	6488.160106	66372956.30	0.00	-59735660.67	-59735660.67
	NR	0.000000	-12110.545457	-68680468.00	-60599257.30	-61812421.20	-122411678.50
	KAMENG	7256.635023	7402.690908	420542.60	0.00	0.00	0.00


 (एस.एम.आइमोल/S.M.Aimol)
 निदेशक/Director
 ऊ.पु.के.वि.स./NERPC
 विद्युत मंत्रालय/Min. of Power
 भारत सरकार/Govt. of India
 शिल्लोंग/Shillong

NERPC, SHILLONG
Day-wise schedule, actual and Deviation charge statement
From 23-05-2022 to 29-05-2022

DATE	BENEFICIARY	SCH. TOTAL IN MWH	ACTUAL DRAWAL/GEN TOTAL IN MWH	DEVIATION CHARGE IN Rs.	ADDITIONAL DEVIATION CHARGE(Volume limit) IN Rs.	ADDITIONAL DEVIATION CHARGE(Sign Change Violation) IN Rs.	Total ADDITIONAL DEVIATION CHARGE IN Rs.
26-05-2022	ARUNACHAL PRADESH	-2182.666556	-2628.223920	-2763025.10	-97786.80	-414453.77	-512240.57
	ASSAM	-28857.637620	-29352.933296	-3438282.00	-1541356.00	-687656.40	-2229012.40
	MANIPUR	-2574.511968	-2559.363780	-304669.90	-69336.50	0.00	-69336.50
	MEGHALAYA	-1311.236680	-1287.434688	273518.00	-39013.90	0.00	-39013.90
	MIZORAM	-1790.405011	-1666.876800	674069.30	-13520.70	0.00	-13520.70
	NAGALAND	-2369.487626	-2346.070416	129696.20	-15290.10	0.00	-15290.10
	TRIPURA	-3093.128955	-2877.053250	1473926.70	-4296.00	0.00	-4296.00
	AGBPP	4988.472500	5126.456000	452793.30	-2342.50	0.00	-2342.50
	AGTCCPP	2313.535000	2369.841600	161897.10	-6793.00	0.00	-6793.00
	BGTPP	14222.049656	14137.111269	-91419.90	-5707.60	0.00	-5707.60
	BNC	-24.395317	-21.600000	15938.30	-1574.10	0.00	-1574.10
	PALATANA	7820.584631	7833.636367	48427.70	-1471.30	0.00	-1471.30
	DOYANG	154.650000	159.897600	10086.10	-2998.90	0.00	-2998.90
	LOKTAK	2417.100000	2414.961600	8847.20	-1341.90	0.00	-1341.90
	PARE	1870.000000	1893.734400	63265.70	-3321.90	0.00	-3321.90
	RANGANADI	5000.000000	4970.247093	40669.70	0.00	0.00	0.00
	ER	-2874.874919	8336.468879	57338753.40	-2256442.30	-51604878.06	-53861320.36
	NR	0.000000	-11058.036368	-55353698.90	-46878801.30	-49818329.01	-96697130.31
	KAMENG	7479.701467	7606.327268	293794.80	-55394.90	0.00	-55394.90
	27-05-2022	ARUNACHAL PRADESH	-2432.988595	-2706.206320	-1545659.10	-35569.90	-46369.77
ASSAM		-29628.971228	-29435.328050	474614.80	-80586.10	-42715.33	-123301.43
MANIPUR		-2573.406321	-2643.837197	-74226.80	0.00	0.00	0.00
MEGHALAYA		-1654.527857	-1626.631059	279558.90	0.00	0.00	0.00
MIZORAM		-1745.346130	-1561.803600	1004385.70	-5859.10	0.00	-5859.10
NAGALAND		-2298.398304	-2310.653616	-51122.30	-10376.90	0.00	-10376.90
TRIPURA		-3211.327655	-2942.011800	1489973.60	-12620.50	0.00	-12620.50
AGBPP		4573.182500	4786.496000	593516.90	-4412.20	0.00	-4412.20
AGTCCPP		2257.250000	2393.757600	383738.60	-6150.50	0.00	-6150.50
BGTPP		12561.337688	12398.734542	-457844.00	-8123.60	0.00	-8123.60
BNC		-24.250567	-20.758200	20967.90	-427.50	0.00	-427.50
PALATANA		7852.897372	7862.466041	49703.60	0.00	0.00	0.00
DOYANG		203.775000	208.245600	15748.90	0.00	0.00	0.00
LOKTAK		2426.005000	2448.379200	68582.80	0.00	0.00	0.00
PARE		1705.000000	1727.712000	63632.40	-1215.80	0.00	-1215.80
RANGANADI		4393.000000	4394.250186	95409.20	0.00	0.00	0.00
ER		207.184622	9292.494695	47507831.80	-669331.00	-42757048.62	-43426379.62
NR		0.000000	-9054.545470	-48067672.30	-39594985.70	-43260905.07	-82855890.77
KAMENG		7682.781273	7777.963639	263892.60	-6139.70	0.00	-6139.70
28-05-2022		ARUNACHAL PRADESH	-2557.915175	-2263.781120	1379114.00	-36344.00	-165493.68
	ASSAM	-29732.765363	-29375.483936	1980387.20	-439074.10	-297058.08	-736132.18
	MANIPUR	-2600.781369	-2618.672368	-91789.70	-54078.90	0.00	-54078.90
	MEGHALAYA	-2040.314714	-2042.050035	116316.70	-38807.30	0.00	-38807.30
	MIZORAM	-1788.026699	-1630.046400	819373.30	-4927.20	0.00	-4927.20
	NAGALAND	-2384.601271	-2269.464816	589337.40	-321.30	0.00	-321.30
	TRIPURA	-3207.494513	-3051.114600	777853.90	-84518.70	0.00	-84518.70
	AGBPP	4862.397500	5007.472000	344986.50	-466.70	0.00	-466.70
	AGTCCPP	2341.040000	2481.165600	338719.20	-2386.80	0.00	-2386.80
	BGTPP	13301.046094	13208.648728	-274570.80	-43204.90	0.00	-43204.90
	BNC	-24.223152	-20.833200	20615.60	-795.00	0.00	-795.00
	PALATANA	7841.567759	7843.299203	12294.60	-15473.90	0.00	-15473.90
	DOYANG	448.500000	461.570400	38578.70	-572.70	0.00	-572.70
	LOKTAK	2480.002500	2492.092800	31013.90	-1403.60	0.00	-1403.60
	PARE	1732.500000	1758.441600	73187.30	-721.20	0.00	-721.20
	RANGANADI	3760.500000	3806.418370	170516.50	-1387.30	0.00	-1387.30
	ER	-1008.075838	9456.665343	46511076.60	-304763.90	-41859968.94	-42164732.84
	NR	0.000000	-11036.799981	-53149681.20	-45936629.50	-47834713.08	-93771342.58
	KAMENG	8667.504196	8786.909081	321604.80	-1498.00	0.00	-1498.00


 (S.M. Aimon) S.M. Aimon
 Director/Director
 37, B. Road, NERPC
 Dispur, Assam/Min. of Power
 Shillong/Govt. of India
 Shillong

NORTH EASTERN REGIONAL POWER COMMITTEE

**ABT based Deviation Charge Account
For the period 30.05.2022 TO 05.06.2022
AS PER 5TH AMENDMENT OF DSM, 2019 W.E.F. 03/06/2019**


Page 1 of 4

UTILITIES AND DEVIATION CHARGES PAYABLE BY THEM	SCHEDULE (MWH)	ACTUAL (MWH)	DEVIATION (MWH)	DEVIATION CHARGE		ADDITIONAL DEVIATION CHARGE DUE TO BLOCKWISE VIOLATION OF VOLUME LIMIT	ZERO CROSSING VIOLATION COUNT	ADDITIONAL DEVIATION CHARGE DUE TO VIOLATION OF SIGN CHANGE	FINAL DEVIATION CHARGE	
				RECEIVABLE	PAYABLE				RECEIVABLE	PAYABLE
BENEFICIARIES OF NORTH EASTERN REGION										
ARUNACHAL PRADESH	17,928.611503	17,723.272160	-205.339343	9,11,308		4,94,380	11	3,09,645	1,07,283	
ASSAM	2,11,811.816115	2,12,037.563775	225.747660		30,12,985	20,72,873	29	18,52,121		69,37,978
MANIPUR	17,798.392367	17,819.957095	21.564728		1,51,700	2,96,242	1	10,766		4,58,708
MEGHALAYA	6,283.869090	6,417.074544	133.205454		3,36,224	5,35,987	2	1,02,888		9,75,098
MIZORAM	12,336.653223	11,190.945600	-1,145.707623	72,15,588		22,555		0	71,93,032	
NAGALAND	15,965.643574	15,636.831912	-328.811662	21,91,817		91,095		0	21,00,723	
TRIPURA	25,613.116948	26,434.385700	821.268752		51,28,572	9,06,844	3	1,41,939		61,77,356
BNC	168.758256	150.991200	-17.767056	1,09,327		9,770		0	99,557	
CERC REGULATED GENERATORS (CGS/ISGS)										
AGBPP	32,980.117850	33,402.992000	422.874150	12,39,017		63,608	2	13,786	11,61,622	
AGTCCPP	16,124.720500	16,355.275200	230.554700	8,16,117		76,930	3	34,566	7,04,622	
BGTPP	1,03,870.420345	1,02,248.974546	-1,621.445799		45,24,611	7,68,178	1	51,259		53,44,048
PALATANA	54,939.515474	55,040.794471	101.278997	3,23,010		43,653		0	2,79,357	
DOYANG	4,235.150000	4,308.559200	73.409200	2,03,412		7,802		0	1,95,610	
KHANDONG	0.000000	0.000000	0.000000			0		0		0
KOPILI	0.000000	0.000000	0.000000			0		0		0
KOPILI-2	0.000000	0.000000	0.000000			0		0		0
LOKTAK	17,235.015000	17,241.816000	6.801000	39,894		5,571		0	34,323	
PARE	9,891.847500	10,036.761600	144.914100	4,14,524		2,622		0	4,11,902	
RANGANADI	23,766.495000	23,789.106721	22.611721	1,28,424		60,591		0	67,834	
KAMENG	68,752.296196	69,650.181800	897.885604	22,60,473		8,142		0	22,52,331	
INTER- REGIONAL										
ER	-11,690.114546	68,263.931484	79,954.046030	49,29,53,506					49,29,53,506	
NR	0.000000	-84,759.709091	-84,759.709091		52,27,77,238					52,27,77,238
INFIRM GENERATORS										
KAMENG INF	0.000000	0.000000	0.000000			0				0
TOTAL	6,28,012.324395	6,22,989.705917	-5,022.618478	508806416.7	535931329	5466842.5	52	2516971.239	507561700.7	542670426.8

In Daily data report : +ve figures indicate charges receivable and -ve figures indicate charges payable. All deviation charges in Rs.

Notes :

- For computing Deviation accounts for the week, Korba Meter (NP2657A) has been used as master frequency meter
- Metering point for ER power:
 - Rangia for 132kV Motonga(Deothang)-Rangia feeder.
 - Salakati for 132kV Gelephug-Salakati feeder.
 - Salakati for 220kV Alipurduar-Salakati feeder I & II.
 - Bongaigaon for 400kV New Siliguri-Bongaigaon feeders I&II.
 - Bongaigaon for 400kV Alipurduar-Bongaigaon feeders I&II.
- Metering point for NR power: Biswanath-Chariali(BNC) for BiswanathChariali-Agra feeder.
- Schedule (MWH) includes energy scheduled under AGC


 (स.म.आइमोय/S.M.Ailmoit)
 निदेशक/Director
 उप-क्षेत्रीय/Min. of Power
 बिहार सरकार/Govt. of India
 शिलांग/Shillong


NERPC, SHILLONG
Day-wise schedule, actual and Deviation charge statement
From 30-05-2022 to 05-06-2022

DATE	BENEFICIARY	SCH. TOTAL IN MWH	ACTUAL DRAWAL/GEN TOTAL IN MWH	DEVIATION CHARGE IN Rs.	ADDITIONAL DEVIATION CHARGE(Volume limit) IN Rs.	ADDITIONAL DEVIATION CHARGE(Sign Change Violation) IN Rs.	Total ADDITIONAL DEVIATION CHARGE IN Rs.
30-05-2022	ARUNACHAL PRADESH	-2152.945401	-2426.553720	-1740429.80	-220941.30	-104425.79	-325367.09
	ASSAM	-29896.064760	-30200.268232	-2216896.30	-592350.10	-443379.26	-1035729.36
	MANIPUR	-2619.348266	-2577.762398	282034.60	-44739.30	0.00	-44739.30
	MEGHALAYA	-1931.539483	-1878.659203	352327.70	-70606.40	0.00	-70606.40
	MIZORAM	-1769.508796	-1601.018400	1043445.60	-7957.90	0.00	-7957.90
	NAGALAND	-2320.717612	-2263.848816	418238.00	-47797.00	0.00	-47797.00
	TRIPURA	-3606.713329	-3642.697650	-256443.00	-67381.90	0.00	-67381.90
	AGBPP	5184.415000	5253.104000	207827.80	-1060.60	0.00	-1060.60
	AGTCCPP	2766.500000	2820.840000	156242.70	-6693.50	0.00	-6693.50
	BGTTP	14955.569844	14781.486540	-509750.90	-25632.20	0.00	-25632.20
	BNC	-24.397401	13466.30	-22.381200	-2192.40	0.00	-2192.40
	PALATANA	7833.011215	7866.476510	104945.30	-3882.60	0.00	-3882.60
	DOYANG	199.875000	205.970400	11709.10	-7113.00	0.00	-7113.00
	LOKTAK	2480.002500	2475.484800	-8227.40	-1040.00	0.00	-1040.00
	PARE	1442.500000	1474.209600	93515.90	-1711.60	0.00	-1711.60
	RANGANADI	3622.995000	3609.366542	-46138.60	-20281.10	0.00	-20281.10
	ER	1351.380528	12801.174297	70680631.40	-878463.70	-63612568.26	-64491031.96
	NR	0.000000	-12112.000011	-75121605.10	-65596532.50	-67609444.59	-133205977.09
	KAMENG	6336.526683	6454.763633	324481.70	-4243.20	0.00	-4243.20
	31-05-2022	ARUNACHAL PRADESH	-2549.880443	-2591.355320	-296339.80	0.00	-17780.39
ASSAM		-32089.224588	-32636.919049	-3734204.20	0.00	-448104.50	-448104.50
MANIPUR		-2554.675920	-2674.367565	-676286.60	0.00	0.00	0.00
MEGHALAYA		-1948.275375	-2038.493093	-480831.60	0.00	0.00	0.00
MIZORAM		-1769.369769	-1620.204000	817472.20	0.00	0.00	0.00
NAGALAND		-2291.458419	-2254.840416	160875.90	0.00	0.00	0.00
TRIPURA		-3890.033655	-4182.872400	-1696103.40	-327506.00	-101766.20	-429272.20
AGBPP		4571.945375	4698.224000	356142.20	-3995.30	-10684.27	-14679.57
AGTCCPP		2633.581000	2712.160800	227231.80	0.00	0.00	0.00
BGTTP		14105.712531	13518.423271	-1708645.10	-585855.00	-51259.35	-637114.35
BNC		-22.672963	-21.979200	5875.60	0.00	0.00	0.00
PALATANA		7792.066931	7809.300071	54759.20	0.00	0.00	0.00
DOYANG		255.500000	272.016000	45905.60	0.00	0.00	0.00
LOKTAK		2480.002500	2475.931200	-10810.60	0.00	0.00	0.00
PARE		1440.592500	1449.307200	25292.60	0.00	0.00	0.00
RANGANADI		3238.000000	3240.865087	26287.20	0.00	0.00	0.00
ER		3086.992696	15625.181497	67701108.00	0.00	-60930997.20	-60930997.20
NR		0.000000	-12107.927281	-63897775.60	-55082573.40	-57507998.04	-112590571.44
KAMENG		9284.325027	9428.872721	375264.80	0.00	0.00	0.00
01-06-2022		ARUNACHAL PRADESH	-2596.351283	-2595.773064	-408930.20	-80037.80	-36803.72
	ASSAM	-31561.306999	-31455.836683	118648.60	-176747.70	-10678.37	-187426.07
	MANIPUR	-2541.997470	-2593.410585	-286146.60	-16871.00	0.00	-16871.00
	MEGHALAYA	-976.406667	-1166.866753	-982135.70	-89726.60	0.00	-89726.60
	MIZORAM	-1784.502241	-1654.054800	725559.80	0.00	0.00	0.00
	NAGALAND	-2367.652037	-2282.211336	537510.70	0.00	0.00	0.00
	TRIPURA	-3772.117869	-3950.737650	-1056821.10	-80847.20	0.00	-80847.20
	AGBPP	4727.717000	4777.976000	182151.60	-12587.20	0.00	-12587.20
	AGTCCPP	2718.394500	2729.625600	47654.40	-1323.60	0.00	-1323.60
	BGTTP	14370.872627	14228.532370	-427593.80	-33390.30	0.00	-33390.30
	BNC	-24.400369	-20.875200	19336.60	-1784.60	0.00	-1784.60
	PALATANA	7800.377333	7809.138908	31678.10	-5022.90	0.00	-5022.90
	DOYANG	456.575000	464.968800	25692.10	0.00	0.00	0.00
	LOKTAK	2480.002500	2486.160000	18479.80	-207.30	0.00	-207.30
	PARE	1290.005000	1309.267200	53535.10	0.00	0.00	0.00
	RANGANADI	3348.000000	3351.016545	36327.30	-545.50	0.00	-545.50
	ER	65.107410	11701.898761	63298192.80	0.00	-56968373.52	-56968373.52
	NR	0.000000	-12106.909084	-65068637.50	-56648010.80	-58561773.75	-115209784.55
	KAMENG	9989.251084	10113.890903	299373.40	0.00	0.00	0.00


 (एस.एम.आइमोल/S.M.Aimol)
 निदेशक/Director
 न.पु.के.वि.स./NERPC
 विद्युत मंत्रालय/Min. of Power
 भारत सरकार/Govt. of India
 शिल्लॉंग/Shillong

NERPC, SHILLONG
Day-wise schedule, actual and Deviation charge statement
From 30-05-2022 to 05-06-2022

DATE	BENEFICIARY	SCH. TOTAL IN MWH	ACTUAL DRAWAL/GEN TOTAL IN MWH	DEVIATION CHARGE IN Rs.	ADDITIONAL DEVIATION CHARGE(Volume limit) IN Rs.	ADDITIONAL DEVIATION CHARGE(Sign Change Violation) IN Rs.	Total ADDITIONAL DEVIATION CHARGE IN Rs.
02-06-2022	ARUNACHAL PRADESH	-2593.900539	-2639.349264	-196754.60	-97398.90	0.00	-97398.90
	ASSAM	-33001.379971	-33294.907112	-1922796.20	-522777.10	-230735.54	-753512.64
	MANIPUR	-2530.473846	-2475.595776	459757.40	0.00	0.00	0.00
	MEGHALAYA	-191.216587	-85.823201	620359.70	0.00	0.00	0.00
	MIZORAM	-1769.265011	-1623.609600	929593.50	-4672.10	0.00	-4672.10
	NAGALAND	-2285.564306	-2302.638936	-52545.40	-4649.60	0.00	-4649.60
	TRIPURA	-3719.020690	-3919.572450	-1176704.20	-128014.70	0.00	-128014.70
	AGBPP	4760.243175	4802.728000	116051.90	0.00	0.00	0.00
	AGTCCPP	2562.000000	2561.416800	-10505.10	-2189.20	0.00	-2189.20
	BGTTP	15508.829347	15333.853093	-402389.10	-25137.60	0.00	-25137.60
	BNC	-24.396973	-22.188000	12884.00	-868.30	0.00	-868.30
	PALATANA	7824.584699	7828.351995	10864.10	-7013.00	0.00	-7013.00
	DOYANG	638.750000	653.580000	40579.30	0.00	0.00	0.00
	LOKTAK	2480.002500	2479.156800	-155.80	-854.60	0.00	-854.60
	PARE	1390.005000	1413.657600	68657.80	0.00	0.00	0.00
	RANGANADI	3213.000000	3217.689454	22470.90	0.00	0.00	0.00
	ER	2475.979214	14039.288729	72109580.30	0.00	-64898622.27	-64898622.27
	NR	0.000000	-12108.654544	-75935963.90	-66295535.20	-68342367.51	-134637902.71
	KAMENG	7236.662520	7350.181821	272080.50	0.00	0.00	0.00
	03-06-2022	ARUNACHAL PRADESH	-2661.440516	-2420.783664	1467418.00	-21553.10	-88045.08
ASSAM		-29946.270519	-29492.778643	2525158.70	-203626.30	-505031.74	-708658.04
MANIPUR		-2516.444417	-2442.697344	358875.10	-55210.70	-10766.25	-65976.95
MEGHALAYA		-285.189009	-62.825599	1470743.70	-22983.70	0.00	-22983.70
MIZORAM		-1753.862274	-1599.613200	1099505.90	0.00	0.00	0.00
NAGALAND		-2178.738095	-2161.774536	132282.60	-7956.30	0.00	-7956.30
TRIPURA		-3532.971241	-3416.546100	739000.70	-67753.80	0.00	-67753.80
AGBPP		4886.655000	4924.072000	103403.40	-460.60	-3102.10	-3562.70
AGTCCPP		1742.315000	1640.131200	-152389.20	-18116.00	-4571.68	-22687.68
BGTTP		14911.249463	14793.579630	-312867.90	-35873.20	0.00	-35873.20
BNC		-24.400369	-20.958000	20383.30	-1216.10	0.00	-1216.10
PALATANA		7883.191379	7892.087281	26774.40	-9091.10	0.00	-9091.10
DOYANG		836.700000	850.521600	38897.70	-644.30	0.00	-644.30
LOKTAK		2480.002500	2474.736000	-11238.60	-1594.60	0.00	-1594.60
PARE		1333.750000	1350.998400	42214.00	-29.10	0.00	-29.10
RANGANADI		3240.500000	3247.643822	30210.40	-1574.20	0.00	-1574.20
ER		-1991.760126	8111.999814	64748953.40	-337018.80	-58274058.06	-58611076.86
NR		0.000000	-12106.909085	-77727012.10	-67838353.70	-69954310.89	-137792664.59
KAMENG		9604.372526	9737.745458	360807.00	-3252.30	0.00	-3252.30
04-06-2022		ARUNACHAL PRADESH	-2655.922381	-2522.220064	887688.00	-67492.00	-26630.64
	ASSAM	-29449.920913	-29309.658666	864350.40	-550355.30	-51861.02	-602216.32
	MANIPUR	-2528.249418	-2569.479385	-288157.10	-136143.00	0.00	-136143.00
	MEGHALAYA	26.100176	72.330182	398112.10	-139042.20	0.00	-139042.20
	MIZORAM	-1784.327665	-1634.511600	1104982.80	0.00	0.00	0.00
	NAGALAND	-2173.956720	-2128.695336	329915.80	-27811.90	0.00	-27811.90
	TRIPURA	-3254.502568	-3285.499200	-342398.80	-225351.50	0.00	-225351.50
	AGBPP	4573.000000	4498.744000	-221970.70	-41771.00	0.00	-41771.00
	AGTCCPP	1420.000000	1436.498400	47982.40	-46632.80	0.00	-46632.80
	BGTTP	15572.557769	15359.694550	-643911.50	-60062.40	0.00	-60062.40
	BNC	-24.234586	-21.619200	19514.50	-3343.60	0.00	-3343.60
	PALATANA	7964.522303	7991.076362	83456.10	-11207.90	0.00	-11207.90
	DOYANG	905.600000	908.949600	9950.90	0.00	0.00	0.00
	LOKTAK	2355.000000	2364.187200	28642.50	-1874.50	0.00	-1874.50
	PARE	1374.997500	1404.201600	88429.40	-247.30	0.00	-247.30
	RANGANADI	3265.500000	3284.397273	58773.70	-9619.60	0.00	-9619.60
	ER	-5928.523952	5075.051777	81765780.60	0.00	-73589202.54	-73589202.54
	NR	0.000000	-12108.218181	-90071685.30	-79594767.40	-81064516.77	-160659284.17
	KAMENG	12141.558375	12324.945451	400219.50	0.00	0.00	0.00


 निदेशक / Director
 ए.पु.से.वि.म./NERPC
 विद्युत मंत्रालय / Min. of Power
 भारत सरकार / Govt. of India
 शिल्लोंग / Shillong

NERPC, SHILLONG
Day-wise schedule, actual and Deviation charge statement
From 30-05-2022 to 05-06-2022


DATE	BENEFICIARY	SCH. TOTAL IN MWH	ACTUAL DRAWAL/GEN TOTAL IN MWH	DEVIATION CHARGE IN Rs.	ADDITIONAL DEVIATION CHARGE(Volume limit) IN Rs.	ADDITIONAL DEVIATION CHARGE(Sign Change Violation) IN Rs.	Total ADDITIONAL DEVIATION CHARGE IN Rs.
05-06-2022	ARUNACHAL PRADESH	-2718.170925	-2527.237064	1198656.70	-6957.30	-35959.70	-42917.00
	ASSAM	-25867.648382	-25647.195390	1352754.50	-27016.20	-162330.54	-189346.74
	MANIPUR	-2507.203027	-2486.644042	-1776.30	-43278.30	0.00	-43278.30
	MEGHALAYA	-977.342131	-1256.736877	-1714799.80	-213627.60	-102887.99	-316515.59
	MIZORAM	-1705.817453	-1457.934000	1495027.70	-9925.40	0.00	-9925.40
	NAGALAND	-2347.556390	-2242.822536	665539.80	-2879.80	0.00	-2879.80
	TRIPURA	-3837.757592	-4036.460250	-1339102.60	-9989.20	-40173.08	-50162.28
	AGBPP	4276.142300	4448.144000	495410.30	-3733.50	0.00	-3733.50
	AGTCCPP	2281.930000	2454.602400	499900.30	-1974.60	-29994.02	-31968.62
	BGTTP	14445.628656	14233.405092	-519452.30	-2227.40	0.00	-2227.40
	BNC	-24.255574	-20.990400	17867.10	-365.40	0.00	-365.40
	PALATANA	7841.761700	7844.363344	10532.80	-7435.10	0.00	-7435.10
	DOYANG	942.150000	952.552800	30676.90	-44.80	0.00	-44.80
	LOKTAK	2480.002500	2486.160000	23203.70	0.00	0.00	0.00
	PARE	1619.997500	1635.120000	42879.40	-633.90	0.00	-633.90
	RANGANADI	3838.500000	3838.127998	493.40	-28570.10	0.00	-28570.10
	ER	-10749.290320	909.336609	72649259.40	-323979.70	-65384333.46	-65708313.16
	NR	0.000000	-12109.090905	-74954558.60	-65171958.10	-67459102.74	-132631060.84
	KAMENG	14159.600040	14239.781813	228245.80	-646.30	0.00	-646.30

SUMMARY OF WEEKLY DEVIATION CHARGES

	UTILITY	SCHEDULE(MWH)	ACTUAL(MWH)	DEVIATION CHARGE (IN RS)	ADDITIONAL DEVIATION CHARGE(Volume Limit) (IN RS)	ADDITIONAL DEVIATION CHARGE(Sign Change Violation) (IN RS)	Total ADDITIONAL DEVIATION CHARGE (IN RS)
FOR THE WEEK FROM 30-05-2022 TO 05-06-2022	KAMENG	68752.296196	69650.181800	2260472.70	-8141.80	0.00	-8141.80
	PARE	9891.847500	10036.761600	414524.20	-2621.90	0.00	-2621.90
	DOYANG	4235.150000	4308.559200	203411.60	-7802.10	0.00	-7802.10
	RANGANADI	23766.495000	23789.106721	128424.30	-60590.50	0.00	-60590.50
	LOKTAK	17235.015000	17241.816000	39893.60	-5571.00	0.00	-5571.00
	KHANDONG	0.000000	0.000000	0.00	0.00	0.00	0.00
	KOPILI	0.000000	0.000000	0.00	0.00	0.00	0.00
	KOPILI-2	0.000000	0.000000	0.00	0.00	0.00	0.00
	MIZORAM	-12336.653223	-11190.945600	7215587.50	-22555.40	0.00	-22555.40
	NAGALAND	-15965.643574	-15636.831912	2191817.40	-91094.60	0.00	-91094.60
	ARUNACHAL PRADESH	-17928.611503	-17723.272160	911308.30	-494380.40	-309645.32	-804025.72
	BNC	-168.758256	-150.991200	109327.40	-9770.40	0.00	-9770.40
	TRIPURA	-25613.116948	-26434.385700	-5128572.40	-906844.30	-141939.28	-1048783.58
	ASSAM	-211811.816115	-212037.563775	-3012984.50	-2072872.70	-1852120.99	-3924993.69
	MEGHALAYA	-6283.869090	-6417.074544	-336223.90	-535986.50	-102887.99	-638874.49
	MANIPUR	-17798.392367	-17819.957095	-151699.50	-296242.30	-10766.25	-307008.55
	ER	-11690.114546	68263.931484	492953505.90			
	NR	0.000000	-84759.709091	-522777238.10			
	AGBPP	32980.117850	33402.992000	1239016.50	-63608.20	-13786.37	-77394.57
	AGTCCPP	16124.720500	16355.275200	816117.30	-76929.70	-34565.69	-111495.39
PALATANA	54939.515474	55040.794471	323010.00	-43652.60	0.00	-43652.60	
BGTTP	103870.420345	102248.974546	-4524610.60	-768178.10	-51259.35	-819437.45	
KAMENG_INF	0.000000	0.000000	0.00				

LEGEND: *Energy:(+ve) means injection, (-ve) means drawal*
Deviation Charge: (+ve) means receivable, (-ve) mean payable

(+) means under drawal/ over injection
(-) means vice-versa


 (एस.एम.आइमल/S.M.Aimal)
 निदेशक/Director
 ऊ.पु.शे.वि.सं./NERPC
 निरूप मंत्रालय/Min. of Power
 भारत सरकार/Govt. of India
 शिल्लोण/Shillong