



सत्यमेव जयते



Government of India
Ministry of Power
North Eastern Regional Power Committee
Lapalang, Shillong 793006

No. NERPC/Dev/202205-1443

Dt: July 1, 2022

सेवा में / To,

संलग्न सूची के अनुसार
As per list enclosed.

Sub: Provisional DSM under ABT regime for the period from 06.06.22 to 19.06.22 (2 weeks) - reg.

सर/मैडम,
Sir/Madam.

The provisional statements giving details of Deviation charges account with payable / receivable particulars, for the period 06.06.22 to 19.06.22 (2 weeks) is enclosed. Deviation charges have been calculated as per CERC Notification no. L-1/132/2013/CERC dated 6th January 2014 and its subsequent amendments. The payment by the constituents for the billed amounts shall be made to the Regulatory Deviation Pool Account Fund operated by NERLDC within 10 days of the issue of this Deviation-Account. In case of delayed payments against these bills beyond 12 days, the defaulting constituent shall pay simple interest @0.04% for each day of delay. The details of Deviation Accounts, both the statement as well as the data files, are available on NERPC website www.nerpc.nic.in.

Enclosed - As above.

भवदीय / Yours faithfully,

(एस. एम. आइमोल / S. M. Aimol)


निदेशक / Director

अधीक्षण अभियंता / Superintending Engineer

वाणिज्य / Commercial

List of Addressees:

1. CMD, TSECL, Bidyut Bhawan, Agartala – 799 001
2. Director (Distribution), MePDCL, Lumjingshai, S.R. Road, Shillong – 793 001
3. Engineer-in-Chief (P&E), P&E Dept., Govt. of Mizoram, Aizawl – 796 001
4. Chief General Manager (Comml), APDCL, Bijulee Bhawan, Paltan Bazar, Guwahati – 781 001
5. Chief Engineer (Comm), Dept. of Power, Govt. of Arunachal Pradesh, Itanagar – 791 111
6. Managing Director, MSPDCL, Keishampat, Imphal-795 001.
7. E-in-C, Dept. of Power, Govt. of Nagaland, Kohima – 797 001
8. Chief Engineer, Loktak HE Project, Vidyut Vihar, Komkeirap, Manipur – 795 124
9. Executive Director (Comml.), NEEPCO Ltd., Lower New Colony, Shillong – 793 003
10. Executive Director, NERTS, POWERGRID, Lapalang, Shillong – 793 006
11. Managing Director, OTPC, Core 4 & Central, 10th Floor, SCOPE Minar, Laxmi Nagar, Delhi – 110092
12. GM (Comml.), NTPC, 3rd Floor OLIC building, Plot No.N.17/2, Nayapalli, Bhubaneshwar-12
13. CE (G. M.), CEA, SewaBhawan, R.K.Puram, New Delhi – 110 066.
14. G. M., NERLDC, Lower Nongrah, Dongtiah, Lapalang, Shillong - 6.
15. C.G.M (SLDC) AEGCL, Kahelipara, Guwahati.
16. Gen. Manager (Comml.), NHPC Ltd., NHPC Office complex, Sector –33, Faridabad-121003.
17. G.M (Commercial) APDCL, Bijulee Bhawan, Paltan Bazar, Guwahati - 781 001.
18. General Manager, Ranganadi HEP, NEEPCO, Yazlee, Ar. Pradesh
19. Project Manager, Doyang HEP, NEEPCO, Nagaland
20. Project Manager, AGBPP, NEEPCO Ltd., No. –III, Vill. Bokuloni, Dibrugarh, Assam.
21. Project Manager, AGTPP, NEEPCO Ltd., Ramchandranagar, Agartala, Tripura West- 799008.
22. Dy. G. M (Elect.), Kopili HEP, NEEPCO Ltd., Umrangso, N.C. Hills, Assam.
23. Supdt. Engr. (System Management) MeECL, Lumjingshai, Short Round Road, Shillong.
24. Supdt. Engr. (Commercial) Deptt. of Electricity, Govt.of Manipur, Keisampet, Imphal. 795001
25. Executive Engineer, MSLDC, P & E Dept., Chaltlang, Aizawl- 796012.
26. Supdt. Engr. Dimapur Sub-station Deptt. of Power, Govt.of Nagaland, Dimapur.
27. Dy. G. M. (Commercial) NERTS, Lower Nongrah, Dongtiah, Lapalang, Shillong - 6.
28. Dy. General Manager (ER), POWERGRID, Boring Road, Alankar Place, Patna - 800 001
29. DGM (Comml), OTPC, Core 4 & Central, 10th Floor, SCOPE Minar, Laxmi Nagar, Delhi – 110092
30. DGM (Comml.), NTPC, 3rd Floor OLIC building, Plot No.N.17/2, Nayapalli, Bhubaneshwar-12
31. AGM (Comml.), NTPC, Bongaigaon Thermal Power Project, P.O Salakati, Kokrajhar-783369
32. Addl. General Manager,Comml & Sys.Opn., TSECL,Banamalipur,Agartala.-799001.
33. Ex. Engr., SLDC, Deptt. of Power, Itanagar, Ar. Pradesh – 791 111
34. CEO, NVVN Ltd., 7th Floor, Scope Complex, Lodhi Road, N.Delhi- 110 003
35. Power Trading Corpn. of India Ltd., 2nd Floor, NBCC Tower, 15-Bhikaji Cama Place, New Delhi – 66.
36. Member Secretary, NRPC,18-A,Shaheed Jeet Singh Marg,Katwaria Sarai, NewDelhi-110016.
37. Member Secretary, ERPC,14, Golf Club Road, Kolkata- 700 033.
38. Member Secretary, WRPC, Plot No F-3,MIDC Area, Opp Seepz,Marol,Andheri (E), Mumbai-400 093.
39. Member Secretary, SRPC, 29, Race Course Road, Bangalore- 560009.



(एस. एम. आइमोल / S. M. Aimol)

निदेशक / Director

अधीक्षण अभियंता / Superintending Engineer

वाणिज्य / Commercial

NORTH EASTERN REGIONAL POWER COMMITTEE

**ABT based Deviation Charge Account
For the period 06.06.2022 TO 12.06.2022
AS PER 5TH AMENDMENT OF DSM, 2019 W.E.F. 03/06/2019**


Page 1 of 4

UTILITIES AND DEVIATION CHARGES PAYABLE BY THEM	SCHEDULE (MWH)	ACTUAL (MWH)	DEVIATION (MWH)	DEVIATION CHARGE		ADDITIONAL DEVIATION CHARGE DUE TO BLOCKWISE VIOLATION OF VOLUME LIMIT	ZERO CROSSING VIOLATION COUNT	ADDITIONAL DEVIATION CHARGE DUE TO VIOLATION OF SIGN CHANGE	FINAL DEVIATION CHARGE	
				RECEIVABLE	PAYABLE				RECEIVABLE	PAYABLE
BENEFICIARIES OF NORTH EASTERN REGION										
ARUNACHAL PRADESH	17,938.073483	17,563.167648	-374.905835	28,00,410		1,11,190	8	2,19,252	24,69,968	
ASSAM	2,01,206.449791	2,01,595.673437	389.223646		33,55,149	9,02,423	21	12,20,200		54,77,772
MANIPUR	18,169.916516	18,842.219448	672.302932		36,91,400	1,99,410	1	20,337		39,11,147
MEGHALAYA	5,493.196876	5,520.996433	27.799557	7,58,265		3,03,685	10	3,91,645	62,935	
MIZORAM	11,915.873874	11,449.596000	-466.277874	30,89,809		20,932	2	29,953	30,38,925	
NAGALAND	15,407.642106	15,094.589352	-313.052754	19,11,623		46,972		0	18,64,651	
TRIPURA	27,359.516008	30,147.694050	2,788.178042		1,61,46,564	13,23,545	9	10,54,372		1,85,24,481
BNC	165.122231	165.553800	0.431569		3,788	5,460		0		9,248
CERC REGULATED GENERATORS (CGS/ISGS)										
AGBPP	28,278.425950	30,041.160000	1,762.734050	47,27,134		20,922	1	27,524	46,78,689	
AGTCCPP	16,651.137500	17,364.424800	713.287300	18,37,969		17,837	3	22,789	17,97,344	
BGTPP	98,435.805442	96,744.293800	-1,691.511642		46,53,507	12,95,860	2	99,295		60,48,663
PALATANA	44,716.202225	43,414.523629	-1,301.678596		38,19,292	22,81,554	8	4,56,938		65,57,784
DOYANG	3,713.600000	3,800.532000	86.932000	2,56,995		2,389		0	2,54,606	
KHANDONG	0.000000	0.000000	0.000000		0	0		0		0
KOPILI	0.000000	0.000000	0.000000		0	0		0		0
KOPILI-2	0.000000	0.000000	0.000000		0	0		0		0
LOKTAK	17,218.565000	17,234.740800	16.175800	57,376		222	1	1,162	55,992	
PARE	14,738.375000	14,853.964800	115.589800	3,25,915		1,950		0	3,23,964	
RANGANADI	30,659.995000	30,894.255111	234.260111	6,07,736		31,418		0	5,76,318	
KAMENG	93,075.525284	93,602.109052	526.583768	14,05,255		59,322		0	13,45,933	
INTER- REGIONAL										
ER	-48,006.437117	44,505.658934	92,512.096051	50,97,06,189					50,97,06,189	
NR	0.000000	-83,842.036420	-83,842.036420		46,40,67,384					46,40,67,384
INFIRM GENERATORS										
KAMENG INF	0.000000	0.000000	0.000000		0					0
TOTAL	5,97,136.985169	6,08,993.116674	11,856.131505	527484676.7	495737084.8	6625090.1	66	3543467.716	526175512.6	504596478.5

In Daily data report : +ve figures indicate charges receivable and -ve figures indicate charges payable. All deviation charges in Rs.

Notes :

- For computing Deviation accounts for the week, Korba Meter (NP2657A) has been used as master frequency meter
- Metering point for ER power:
 - Rangia for 132kV Motonga(Deothang)-Rangia feeder.
 - Salakati for 132kV Gelephug-Salakati feeder.
 - Salakati for 220kV Alipurduar-Salakati feeder I & II.
 - Bongaigaon for 400kV New Siliguri-Bongaigaon feeders I&II.
 - Bongaigaon for 400kV Alipurduar-Bongaigaon feeders I&II.
- Metering point for NR power: Biswanath-Chariali(BNC) for BiswanathChariali-Agra feeder.
- Schedule (MWH) includes energy scheduled under AGC


 (एस.एम.आइमोल/S.M.Aimal)
 निदेशक/Director
 ऊ.पु.क्षेत्र/NERPC
 विद्युत मंत्रालय/Min. of Power
 भारत सरकार/Govt. of India
 शिलांग/Shillong

NERPC, SHILLONG
Day-wise schedule, actual and Deviation charge statement
From 06-06-2022 to 12-06-2022

DATE	BENEFICIARY	SCH. TOTAL IN MWH	ACTUAL DRAWAL/GEN TOTAL IN MWH	DEVIATION CHARGE IN Rs.	ADDITIONAL DEVIATION CHARGE(Volume limit) IN Rs.	ADDITIONAL DEVIATION CHARGE(Sign Change Violation) IN Rs.	Total ADDITIONAL DEVIATION CHARGE IN Rs.
06-06-2022	ARUNACHAL PRADESH	-2671.129152	-2592.726864	511330.70	-29180.40	-61359.68	-90540.08
	ASSAM	-27056.714356	-27310.342772	-1814658.20	-452824.50	-108879.49	-561703.99
	MANIPUR	-2571.784990	-2691.569776	-837803.80	-18849.60	0.00	-18849.60
	MEGHALAYA	-1374.718604	-1654.246835	-1821767.60	-218692.50	-109306.06	-327998.56
	MIZORAM	-1753.148306	-1621.387200	833082.60	0.00	0.00	0.00
	NAGALAND	-2331.847236	-2273.393736	359934.50	-34011.20	0.00	-34011.20
	TRIPURA	-4582.037330	-5325.988500	-5126448.30	-500005.70	-461380.35	-961386.05
	AGBPP	4752.000000	4809.288000	164679.50	-2545.50	0.00	-2545.50
	AGTCCPP	2499.000000	2522.172000	67080.80	-952.70	0.00	-952.70
	BGTTP	15739.173800	15654.682187	-270548.30	-8096.00	0.00	-8096.00
	BNC	-23.681700	-22.923600	6429.40	-771.00	0.00	-771.00
	PALATANA	7773.579605	7782.753163	29352.80	-930.70	0.00	-930.70
	DOYANG	867.000000	879.660000	37681.00	0.00	0.00	0.00
	LOKTAK	2480.002500	2481.244800	3589.80	-221.80	0.00	-221.80
	PARE	1402.495000	1428.710400	78137.00	-101.80	0.00	-101.80
	RANGANADI	3430.500000	3407.370363	-63682.60	-3829.50	0.00	-3829.50
	ER	-5494.068143	7116.364837	83483838.40	0.00	-75135454.56	-75135454.56
	NR	0.000000	-12133.818191	-80296959.70	-69801279.70	-72267263.73	-142068543.43
	KAMENG	10674.166701	10699.636352	43916.50	-44882.00	0.00	-44882.00
	07-06-2022	ARUNACHAL PRADESH	-2532.814777	-2676.230464	-632140.70	0.00	0.00
ASSAM		-30486.344141	-31186.133969	-4058511.70	-284948.30	-608776.76	-893725.06
MANIPUR		-2570.284546	-2728.945493	-839168.70	-25677.60	0.00	-25677.60
MEGHALAYA		-613.002649	-915.306613	-1576736.30	-56537.70	-141906.27	-198443.97
MIZORAM		-1546.995329	-1644.657600	-455045.70	-9117.80	-13651.37	-22769.17
NAGALAND		-2059.735398	-2082.574536	-153321.80	-8589.20	0.00	-8589.20
TRIPURA		-3872.180375	-4576.476900	-4026994.90	-338797.70	-241619.69	-580417.39
AGBPP		4243.420000	4426.704000	420292.20	-272.70	0.00	-272.70
AGTCCPP		2340.800000	2458.092000	240574.10	-3293.40	-14434.45	-17727.85
BGTTP		14719.740850	14508.703996	-566196.40	-2307.80	0.00	-2307.80
BNC		-24.291642	-25.639800	-5958.00	-64.20	0.00	-64.20
PALATANA		4705.568827	4025.292793	-2013325.70	-1099233.80	-402665.14	-1501898.94
DOYANG		600.200000	616.543200	43166.10	-128.50	0.00	-128.50
LOKTAK		2480.002500	2474.913600	-9478.20	0.00	0.00	0.00
PARE		1155.000000	1172.299200	47179.80	0.00	0.00	0.00
RANGANADI		2578.000000	2543.489638	-83146.10	-23337.40	0.00	-23337.40
ER		-1035.938417	14434.465637	80920910.90	-489957.20	-72828819.81	-73318777.01
NR		0.000000	-12161.745471	-63136842.40	-54604064.00	-56823158.16	-111427222.16
KAMENG		12318.472539	12402.472724	249705.10	-3913.50	0.00	-3913.50
08-06-2022		ARUNACHAL PRADESH	-2624.612848	-2543.136464	259874.60	0.00	0.00
	ASSAM	-31493.404849	-31331.654885	493546.50	-4267.00	-59225.58	-63492.58
	MANIPUR	-2520.979753	-2658.118542	-677885.90	0.00	-20336.58	-20336.58
	MEGHALAYA	-404.719582	-572.054324	-792677.20	-12494.10	-23780.32	-36274.42
	MIZORAM	-1618.313745	-1647.356400	-127089.70	0.00	0.00	0.00
	NAGALAND	-1988.627157	-2028.526536	-171905.60	0.00	0.00	0.00
	TRIPURA	-3770.046796	-4574.306400	-3850025.00	-103149.20	-231001.50	-334150.70
	AGBPP	4199.030000	4354.304000	394263.70	0.00	0.00	0.00
	AGTCCPP	2294.250000	2398.977600	278477.80	0.00	-8354.33	-8354.33
	BGTTP	13822.383206	13741.431268	-180520.70	0.00	0.00	0.00
	BNC	-24.288242	-23.832600	1322.20	0.00	0.00	0.00
	PALATANA	3530.602859	3370.765673	-423758.20	0.00	-12712.75	-12712.75
	DOYANG	221.700000	202.413600	-28465.70	0.00	0.00	0.00
	LOKTAK	2489.750000	2492.496000	9310.20	0.00	0.00	0.00
	PARE	1505.890000	1520.366400	43994.90	0.00	0.00	0.00
	RANGANADI	2303.000000	2313.185825	-6444.80	0.00	0.00	0.00
	ER	9.284662	14830.948324	69547219.90	0.00	-62592497.91	-62592497.91
	NR	0.000000	-12162.909101	-56600220.70	-48826679.40	-50940198.63	-99766878.03
	KAMENG	13402.595875	13466.327265	161149.90	0.00	0.00	0.00


 (एस.एम.आइमोल/S.M.Aimol)
 निदेशक/Director
 उ.पू.क्षे.वि.स./NERPC
 बिजुत मंत्रालय/Min. of Power
 भारत सरकार/Govt. of India
 शिलांग/Shillong

NERPC, SHILLONG
Day-wise schedule, actual and Deviation charge statement
From 06-06-2022 to 12-06-2022

DATE	BENEFICIARY	SCH. TOTAL IN MWH	ACTUAL DRAWAL/GEN TOTAL IN MWH	DEVIATION CHARGE IN Rs.	ADDITIONAL DEVIATION CHARGE(Volume limit) IN Rs.	ADDITIONAL DEVIATION CHARGE(Sign Change Violation) IN Rs.	Total ADDITIONAL DEVIATION CHARGE IN Rs.
09-06-2022	ARUNACHAL PRADESH	-2602.400617	-2661.912464	-37172.90	-36640.30	-1115.19	-37755.49
	ASSAM	-29880.669292	-29588.966126	2047837.60	-11761.70	-184305.38	-196067.08
	MANIPUR	-2684.418603	-2740.607127	-297465.70	-106828.60	0.00	-106828.60
	MEGHALAYA	-1147.964721	-916.077532	1376388.60	-5264.70	0.00	-5264.70
	MIZORAM	-1784.725336	-1647.554400	808147.50	-2088.10	0.00	-2088.10
	NAGALAND	-2328.233782	-2250.282936	364195.60	-185.30	0.00	-185.30
	TRIPURA	-3572.143253	-3822.543450	-1229340.40	-113938.20	0.00	-113938.20
	AGBPP	3996.702200	4312.352000	915432.30	-1018.30	0.00	-1018.30
	AGTCCPP	2292.607500	2437.929600	394822.30	-1357.60	0.00	-1357.60
	BGTPP	13953.894405	13831.840001	-221396.30	-51936.60	0.00	-51936.60
	BNC	-24.270603	-23.092800	6178.90	-2499.70	0.00	-2499.70
	PALATANA	7802.113555	7820.673168	62212.90	-3437.90	0.00	-3437.90
	DOYANG	542.625000	573.566400	82091.00	-1183.00	0.00	-1183.00
	LOKTAK	2489.750000	2493.662400	14906.20	0.00	0.00	0.00
	PARE	2449.270000	2460.916800	27742.90	-964.90	0.00	-964.90
	RANGANADI	4157.995000	4195.795639	139147.20	-3757.20	0.00	-3757.20
	ER	-8220.673501	4679.053958	64737190.40	-802725.80	-58263471.36	-59066197.16
	NR	0.000000	-12161.890916	-61426668.20	-53685952.20	-55284001.38	-108969953.58
	KAMENG	14159.600040	14261.672718	253359.50	-5700.40	0.00	-5700.40
	10-06-2022	ARUNACHAL PRADESH	-2559.301527	-2256.608664	1741973.10	-5204.80	-156777.58
ASSAM		-30102.721813	-30362.997429	-1629981.50	0.00	-195597.78	-195597.78
MANIPUR		-2693.728434	-2693.317273	-107225.40	-7397.40	0.00	-7397.40
MEGHALAYA		-459.321550	-273.648511	1135131.00	-8638.80	0.00	-8638.80
MIZORAM		-1721.865386	-1596.649200	697961.20	-8389.20	0.00	-8389.20
NAGALAND		-2269.318532	-2172.430536	569688.60	-4186.40	0.00	-4186.40
TRIPURA		-3542.631398	-3390.352200	656395.10	-23706.70	0.00	-23706.70
AGBPP		3639.889600	3945.048000	900292.20	0.00	0.00	0.00
AGTCCPP		2467.887500	2587.372800	348207.30	-904.30	0.00	-904.30
BGTPP		13809.295806	13139.970905	-1797874.60	-654286.40	-53936.24	-708222.64
BNC		-23.478158	-22.325400	6686.00	-238.70	0.00	-238.70
PALATANA		7873.092068	7875.936288	8890.60	0.00	0.00	0.00
DOYANG		502.875000	522.172800	56196.10	-577.00	0.00	-577.00
LOKTAK		2351.430000	2338.848000	-38740.10	0.00	-1162.20	-1162.20
PARE		2701.520000	2715.811200	41376.40	-386.70	0.00	-386.70
RANGANADI		4955.000000	5002.732369	157890.60	0.00	0.00	0.00
ER		-8631.939132	2420.631528	65811694.30	-352759.40	-59230524.87	-59583284.27
NR		0.000000	-10901.236379	-64106811.40	-54230729.70	-57696130.26	-111926859.96
KAMENG		14159.600040	14250.036363	257066.00	-3511.40	0.00	-3511.40
11-06-2022		ARUNACHAL PRADESH	-2356.608209	-2352.326664	71043.90	-27107.80	0.00
	ASSAM	-28432.016213	-28258.694260	507222.90	-136895.60	-30433.37	-167328.97
	MANIPUR	-2609.501423	-2714.719671	-542194.10	-30502.20	0.00	-30502.20
	MEGHALAYA	-418.299999	-364.297965	725247.10	-2056.90	-65272.24	-67329.14
	MIZORAM	-1696.215898	-1643.781600	543382.50	0.00	-16301.48	-16301.48
	NAGALAND	-2138.642824	-2091.129336	375218.60	0.00	0.00	0.00
	TRIPURA	-3700.059333	-4059.070200	-2006175.30	-108326.10	-120370.52	-228696.62
	AGBPP	3763.610250	4125.440000	917459.00	0.00	-27523.77	-27523.77
	AGTCCPP	2413.052500	2529.067200	302370.90	0.00	0.00	0.00
	BGTPP	13389.675194	12884.788356	-1511968.20	-551639.20	-45359.05	-596998.25
	BNC	-20.703327	-24.130200	-22194.20	-1565.40	0.00	-1565.40
	PALATANA	5312.049533	4853.637233	-1385345.60	-1156333.90	-41560.37	-1197894.27
	DOYANG	488.800000	501.724800	29362.40	0.00	0.00	0.00
	LOKTAK	2437.880000	2455.982400	53781.70	0.00	0.00	0.00
	PARE	2692.200000	2709.686400	49508.90	0.00	0.00	0.00
	RANGANADI	5080.500000	5214.133821	269015.40	0.00	0.00	0.00
	ER	-8269.315653	5191.386183	81627988.70	0.00	-73465189.83	-73465189.83
	NR	0.000000	-12159.418176	-73535712.90	-63711979.40	-66182141.61	-129894121.01
	KAMENG	14177.537542	14252.654540	203938.10	0.00	0.00	0.00


 (एस.एम.आइमोल/S.M.Aimol)
 निदेशक/Director
 उ.पू.के.वि.स./NERPC
 विद्युत मंत्रालय/Min. of Power
 भारत सरकार/Govt. of India
 शिलांग/Shillong

NERPC, SHILLONG
Day-wise schedule, actual and Deviation charge statement
From 06-06-2022 to 12-06-2022

DATE	BENEFICIARY	SCH. TOTAL IN MWH	ACTUAL DRAWAL/GEN TOTAL IN MWH	DEVIATION CHARGE IN Rs.	ADDITIONAL DEVIATION CHARGE(Volume limit) IN Rs.	ADDITIONAL DEVIATION CHARGE(Sign Change Violation) IN Rs.	Total ADDITIONAL DEVIATION CHARGE IN Rs.
12-06-2022	ARUNACHAL PRADESH	-2591.206342	-2480.226064	885501.10	-13056.20	0.00	-13056.20
	ASSAM	-23754.579144	-23556.883996	1099395.40	-11725.60	-32981.86	-44707.46
	MANIPUR	-2519.218793	-2614.941566	-389656.80	-10154.30	0.00	-10154.30
	MEGHALAYA	-1075.169773	-825.364653	1712679.60	0.00	-51380.39	-51380.39
	MIZORAM	-1794.609876	-1648.209600	789370.90	-1336.50	0.00	-1336.50
	NAGALAND	-2291.237195	-2196.251736	567812.70	0.00	0.00	0.00
	TRIPURA	-4320.417524	-4398.956400	-563975.60	-135621.30	0.00	-135621.30
	AGBPP	3683.773900	4068.024000	1014715.30	-17085.40	0.00	-17085.40
	AGTCCPP	2343.540000	2430.813600	206436.20	-11328.90	0.00	-11328.90
	BGTTP	13001.642094	12982.877087	-105002.90	-27594.40	0.00	-27594.40
	BNC	-24.408549	-23.609400	3747.80	-321.00	0.00	-321.00
	PALATANA	7719.195879	7685.465311	-97318.60	-21617.30	0.00	-21617.30
	DOYANG	490.400000	504.451200	36963.80	-500.70	0.00	-500.70
	LOKTAK	2489.750000	2497.593600	24006.50	0.00	0.00	0.00
	PARE	2832.000000	2846.174400	37974.80	-497.00	0.00	-497.00
	RANGANADI	8155.000000	8217.547456	194956.50	-494.30	0.00	-494.30
	ER	-16363.786860	-4167.191533	63577346.70	-447850.40	-57219612.03	-57667462.43
	NR	0.000000	-12161.018186	-64964168.60	-56458379.10	-58467751.74	-114926130.84
	KAMENG	14183.552542	14269.309090	236120.10	-1315.00	0.00	-1315.00

SUMMARY OF WEEKLY DEVIATION CHARGES

	UTILITY	SCHEDULE(MWH)	ACTUAL(MWH)	DEVIATION CHARGE (IN RS)	ADDITIONAL DEVIATION CHARGE(Volume Limit) (IN RS)	ADDITIONAL DEVIATION CHARGE(Sign Change Violation) (IN RS)	Total ADDITIONAL DEVIATION CHARGE (IN RS)
FOR THE WEEK FROM 06-06-2022 TO 12-06-2022	KAMENG	93075.525284	93602.109052	1405255.20	-59322.30	0.00	-59322.30
	RANGANADI	30659.995000	30894.255111	607736.20	-31418.40	0.00	-31418.40
	PARE	14738.375000	14853.964800	325914.70	-1950.40	0.00	-1950.40
	DOYANG	3713.600000	3800.532000	256994.70	-2389.20	0.00	-2389.20
	LOKTAK	17218.565000	17234.740800	57376.10	-221.80	-1162.20	-1384.00
	KHANDONG	0.000000	0.000000	0.00	0.00	0.00	0.00
	KOPILI	0.000000	0.000000	0.00	0.00	0.00	0.00
	KOPILI-2	0.000000	0.000000	0.00	0.00	0.00	0.00
	MIZORAM	-11915.873874	-11449.596000	3089809.30	-20931.60	-29952.85	-50884.45
	ARUNACHAL PRADESH	-17938.073483	-17563.167648	2800409.80	-111189.50	-219252.45	-330441.95
	NAGALAND	-15407.642106	-15094.589352	1911622.60	-46972.10	0.00	-46972.10
	MEGHALAYA	-5493.196876	-5520.996433	758265.20	-303684.70	-391645.27	-695329.97
	TRIPURA	-27359.516008	-30147.694050	-16146564.40	-1323544.90	-1054372.06	-2377916.96
	MANIPUR	-18169.916516	-18842.219448	-3691400.40	-199409.70	-20336.58	-219746.28
	ASSAM	-201206.449791	-201595.673437	-3355149.00	-902422.70	-1220200.23	-2122622.93
	BNC	-165.122231	-165.553800	-3787.90	-5460.00	0.00	-5460.00
	ER	-48006.437117	44505.658934	509706189.30			
	NR	0.000000	-83842.036420	-464067383.90			
	AGBPP	28278.425950	30041.160000	4727134.20	-20921.90	-27523.77	-48445.67
	AGTCCPP	16651.137500	17364.424800	1837969.40	-17836.90	-22788.78	-40625.68
BGTTP	98435.805442	96744.293800	-4653507.40	-1295860.40	-99295.28	-1395155.68	
PALATANA	44716.202225	43414.523629	-3819291.80	-2281553.60	-456938.25	-2738491.85	
KAMENG INF	0.000000	0.000000	0.00				

(Handwritten Signature)
 (एस.एम.आइमोल/S.M.Aimol)
 निदेशक/Director
 उ.पू.क्षे.वि.स/NERPC
 विद्युत मंत्रालय/Min. of Power
 भारत सरकार/Govt. of India
 शिलांग/Shillong

LEGEND: Energy:(+ve) means injection, (-ve) means drawal
 Deviation Charge: (+ve) means receivable, (-ve) mean payable

(+) means under drawal/ over injection
 (-) means vice-versa

NORTH EASTERN REGIONAL POWER COMMITTEE

**ABT based Deviation Charge Account
For the period 13.06.2022 TO 19.06.2022
AS PER 5TH AMENDMENT OF DSM, 2019 W.E.F. 03/06/2019**

Page 1 of 4

UTILITIES AND DEVIATION CHARGES PAYABLE BY THEM	SCHEDULE (MWH)	ACTUAL (MWH)	DEVIATION (MWH)	DEVIATION CHARGE		ADDITIONAL DEVIATION CHARGE DUE TO BLOCKWISE VIOLATION OF VOLUME LIMIT	ZERO CROSSING VIOLATION COUNT	ADDITIONAL DEVIATION CHARGE DUE TO VIOLATION OF SIGN CHANGE	FINAL DEVIATION CHARGE	
				RECEIVABLE	PAYABLE				RECEIVABLE	PAYABLE
BENEFICIARIES OF NORTH EASTERN REGION										
ARUNACHAL PRADESH	15,321.058394	15,895.439448	574.381054		43,09,836	8,95,896	9	10,53,964		62,59,696
ASSAM	1,29,856.969022	1,29,298.517473	-558.451549	37,28,526		21,85,667	23	9,98,997	5,43,863	
MANIPUR	17,642.137067	17,204.485858	-437.651209	21,84,481		3,23,689		0	18,60,792	
MEGHALAYA	-593.740032	-47.413669	546.326363		15,62,541	5,93,965	8	3,57,576		25,14,082
MIZORAM	12,104.168821	10,397.851200	-1,706.317621	99,83,249		91,675	2	1,04,127	97,87,446	
NAGALAND	14,057.482375	13,277.041752	-780.440623	43,20,311		56,938	1	25,726	42,37,646	
TRIPURA	21,173.591802	19,035.002550	-2,138.589252	1,09,01,774		3,72,987	2	71,383	1,04,57,404	
BNC	161.908369	156.779400	-5.128969	19,464		9,885		0	9,580	
CERC REGULATED GENERATORS (CGS/ISGS)										
AGBPP	29,635.912800	31,437.248000	1,801.335200	47,98,496		38,048	1	33,873	47,26,575	
AGTCCPP	16,936.024750	17,668.888800	732.864050	19,78,465		37,130	1	11,236	19,30,099	
BGTTP	1,04,531.127868	1,02,552.904735	-1,978.223133		49,46,064	3,91,690	3	81,469		54,19,223
PALATANA	55,309.717082	55,393.175668	83.458486	3,20,658		29,055		0	2,91,603	
DOYANG	4,421.975000	4,484.527200	62.552200	1,56,836		3,483		0	1,53,353	
KHANDONG	0.000000	0.000000	0.000000			0		0		0
KOPILI	0.000000	0.000000	0.000000			0		0		0
KOPILI-2	0.000000	0.000000	0.000000			0		0		0
LOKTAK	17,370.770000	17,393.683200	22.913200	1,18,858		253		0	1,18,606	
PARE	19,538.340000	19,577.462400	39.122400	78,032		12,414		0	65,618	
RANGANADI	58,360.000000	58,624.859805	264.859805	7,85,658		19,021		0	7,66,637	
KAMENG	84,692.831242	84,714.545444	21,714202		2,61,238	4,74,148		0		7,35,387
INTER- REGIONAL										
ER	-1,75,453.698380	-75,902.156954	99,551.541426	57,18,20,445					57,18,20,445	
NR	0.000000	-99,443.200056	-99,443.200056		57,59,46,125					57,59,46,125
INFIRM GENERATORS										
KAMENG INF	0.000000	0.000000	0.000000		0					0
TOTAL	4,25,066.576180	4,21,719.642154	-3,346.934026	611195251	587025803.6	5535942.7	50	2738350.583	606769666.2	590874512.1

In Daily data report : +ve figures indicate charges receivable and -ve figures indicate charges payable. All deviation charges in Rs.

Notes :

- For computing Deviation accounts for the week, Korba Meter (NP2657A) has been used as master frequency meter
- Metering point for ER power:
Rangia for 132kV Motonga(Deothang)-Rangia feeder.
Salakati for 132kV Gelephug-Salakati feeder.
Salakati for 220kV Alipurduar-Salakati feeder I & II.
Bongaigaon for 400kV New Siliguri-Bongaigaon feeders I&II.
Bongaigaon for 400kV Alipurduar-Bongaigaon feeders I&II.
- Metering point for NR power: Biswanath-Chariali(BNC) for BiswanathChariali-Agra feeder.
- Schedule (MWH) includes energy scheduled under AGC


 (एच.एम.आइमोल/S.M.Aimol)
 निदेशक/Director
 उ.पू.क्षे.वि.स/NERPC
 विद्युत मंत्रालय/Min. of Power
 भारत सरकार/Govt. of India
 शिलांग/Shillong

NERPC, SHILLONG
Day-wise schedule, actual and Deviation charge statement
From 13-06-2022 to 19-06-2022

DATE	BENEFICIARY	SCH. TOTAL IN MWH	ACTUAL DRAWAL/ GEN TOTAL IN MWH	DEVIATION CHARGE IN Rs.	ADDITIONAL DEVIATION CHARGE(Volume limit) IN Rs.	ADDITIONAL DEVIATION CHARGE(Sign Change Violation) IN Rs.	Total ADDITIONAL DEVIATION CHARGE IN Rs.
13-06-2022	ARUNACHAL PRADESH	-2138.664785	-2231.524064	-636769.70	-585014.70	0.00	-585014.70
	ASSAM	-21179.212065	-21173.075370	-96344.80	-1758210.80	-8671.03	-1766881.83
	MANIPUR	-2536.592085	-2563.202765	-222739.80	-190474.00	0.00	-190474.00
	MEGHALAYA	-530.790525	-404.444218	967871.60	-73289.10	0.00	-73289.10
	MIZORAM	-1758.009494	-1501.412400	1984129.20	-9739.80	-59523.88	-69263.68
	NAGALAND	-2266.246270	-2155.816536	767996.80	-31381.60	0.00	-31381.60
	TRIPURA	-3893.057857	-3618.600000	1761020.30	-176506.80	-52830.61	-229337.41
	AGBPP	4942.432150	5004.104000	185039.50	0.00	0.00	0.00
	AGTCCPP	2736.145000	2798.961600	190012.80	-860.60	0.00	-860.60
	BGTPP	16385.292356	16274.813095	-332913.90	-97652.80	0.00	-97652.80
	BNC	-24.292918	-23.369400	7307.70	-4721.00	0.00	-4721.00
	PALATANA	7860.035871	7890.610619	93894.50	-18589.70	0.00	-18589.70
	DOYANG	530.500000	540.374400	29789.30	0.00	0.00	0.00
	LOKTAK	2489.750000	2495.995200	18900.10	-45.50	0.00	-45.50
	PARE	2832.000000	2846.030400	41902.80	0.00	0.00	0.00
	RANGANADI	7751.000000	7823.591092	216715.00	-5220.00	0.00	-5220.00
	ER	-23383.634604	-5540.178763	138617054.10	0.00	-124755348.69	-124755348.69
	NR	0.000000	-19445.236365	-151102138.10	-141413818.10	-135991924.29	-277405742.39
	KAMENG	14183.520042	14284.363637	303744.70	0.00	0.00	0.00
	14-06-2022	ARUNACHAL PRADESH	-1902.921390	-2501.970864	-4117695.70	-25196.70	-1029423.93
ASSAM		-20814.274337	-21143.417631	-2086947.80	-157920.70	-417389.56	-575310.26
MANIPUR		-2523.473177	-2521.142729	171294.90	0.00	0.00	0.00
MEGHALAYA		147.054445	205.377016	1048164.00	-4769.00	-94334.76	-99103.76
MIZORAM		-1725.625302	-1457.272800	1728248.20	-9848.30	0.00	-9848.30
NAGALAND		-2110.411938	-1959.222936	1042429.70	-7218.50	0.00	-7218.50
TRIPURA		-3138.627257	-2940.045600	971578.30	-25107.70	0.00	-25107.70
AGBPP		4831.249000	4875.296000	104527.60	-1472.80	0.00	-1472.80
AGTCCPP		2802.000000	2849.445600	127243.40	-2042.50	0.00	-2042.50
BGTPP		16240.193931	16045.690180	-554710.20	0.00	-16641.31	-16641.31
BNC		-24.335982	-23.049600	9163.40	-91.40	0.00	-91.40
PALATANA		7935.728709	7947.257017	36862.20	0.00	0.00	0.00
DOYANG		480.400000	485.244000	3657.80	-315.20	0.00	-315.20
LOKTAK		2432.270000	2441.284800	35255.50	0.00	0.00	0.00
PARE		2668.000000	2688.902400	58078.00	-986.70	0.00	-986.70
RANGANADI		4838.000000	4897.746545	199175.90	0.00	0.00	0.00
ER		-22208.100755	-6590.634877	108537118.20	-503318.30	-97683406.38	-98186724.68
NR		0.000000	-15378.181816	-107426443.80	-96095563.80	-96683799.42	-192779363.22
KAMENG		13609.937121	13525.381805	-312125.70	-157672.60	0.00	-157672.60
15-06-2022		ARUNACHAL PRADESH	-2512.161650	-2418.404864	474891.20	-48799.90	-14246.74
	ASSAM	-19155.874818	-18604.005870	3250339.90	-27149.60	-390040.79	-417190.39
	MANIPUR	-2613.676899	-2524.284552	357698.30	-21963.70	0.00	-21963.70
	MEGHALAYA	-81.930938	-253.396948	-426650.90	-19767.40	-12799.53	-32566.93
	MIZORAM	-1728.133883	-1472.848800	1370867.70	-15920.30	0.00	-15920.30
	NAGALAND	-1905.808045	-1708.216536	857543.00	0.00	-25726.29	-25726.29
	TRIPURA	-3212.070261	-2853.614700	1736865.90	-64747.40	0.00	-64747.40
	AGBPP	4135.690450	4296.944000	504935.10	-3171.40	0.00	-3171.40
	AGTCCPP	2421.610250	2565.878400	374523.90	-14205.00	-11235.72	-25440.72
	BGTPP	15210.321731	14889.026910	-697612.70	-4378.00	0.00	-4378.00
	BNC	-24.319562	-22.255200	8799.80	-425.00	0.00	-425.00
	PALATANA	7930.035045	7931.016443	19081.00	-1938.80	0.00	-1938.80
	DOYANG	234.950000	240.148800	8162.80	-1342.40	0.00	-1342.40
	LOKTAK	2489.750000	2485.003200	-3409.50	-132.70	0.00	-132.70
	PARE	2710.340000	2729.817600	50206.00	-1272.70	0.00	-1272.70
	RANGANADI	6839.600000	6891.860176	141881.20	-9354.70	0.00	-9354.70
	ER	-24154.335955	-12662.226001	59239533.20	-1041228.40	-53315579.88	-54356808.28
	NR	0.000000	-12157.818177	-62614109.20	-54150749.20	-56352698.28	-110503447.48
	KAMENG	14159.595040	14230.836349	182161.60	-4583.40	0.00	-4583.40


 (एस.एम.आइमोल/S.M.Aimol)
 निदेशक/Director
 उ.पु.के.विस./NERPC
 विद्युत मंत्रालय/Min. of Power
 भारत सरकार/Govt. of India
 शिलांग/Shillong

NERPC, SHILLONG
Day-wise schedule, actual and Deviation charge statement
From 13-06-2022 to 19-06-2022

DATE	BENEFICIARY	SCH. TOTAL IN MWH	ACTUAL DRAWAL/GEN TOTAL IN MWH	DEVIATION CHARGE IN Rs.	ADDITIONAL DEVIATION CHARGE(Volume limit) IN Rs.	ADDITIONAL DEVIATION CHARGE(Sign Change Violation) IN Rs.	Total ADDITIONAL DEVIATION CHARGE IN Rs.
16-06-2022	ARUNACHAL PRADESH	-2334.073036	-2242.952864	342965.50	-75056.10	0.00	-75056.10
	ASSAM	-16785.246088	-16870.936869	2228.10	-12162.10	-133.69	-12295.79
	MANIPUR	-2606.882459	-2560.769563	431142.10	-7982.80	0.00	-7982.80
	MEGHALAYA	-3.792781	-403.968143	-2775403.20	-210592.60	-249786.29	-460378.89
	MIZORAM	-1713.381465	-1481.514000	1491116.80	0.00	0.00	0.00
	NAGALAND	-1864.363373	-1808.615736	413473.20	0.00	0.00	0.00
	TRIPURA	-3142.043498	-2864.087100	1685904.50	-19455.20	0.00	-19455.20
	AGBPP	3733.355525	4103.568000	1059713.10	0.00	0.00	0.00
	AGTCCPP	2265.238000	2429.054400	463469.20	0.00	0.00	0.00
	BGTPP	13032.920269	12479.272724	-1421481.70	-250973.40	-42644.45	-293617.85
	BNC	-18.933690	-21.217200	-18825.40	-1268.50	0.00	-1268.50
	PALATANA	7856.267004	7880.535854	71189.00	0.00	0.00	0.00
	DOYANG	488.800000	504.410400	45226.80	0.00	0.00	0.00
	LOKTAK	2489.750000	2494.713600	14432.00	-74.50	0.00	-74.50
	PARE	2832.000000	2841.998400	28042.30	0.00	0.00	0.00
	RANGANADI	9669.400000	9710.006175	119631.50	-209.40	0.00	-209.40
	ER	-24572.289214	-10990.036867	88936227.90	0.00	-80042605.11	-80042605.11
	NR	0.000000	-12156.654578	-80437527.30	-69663447.30	-72393774.57	-142057221.87
	KAMENG	11058.156288	10793.381816	-946877.70	-300599.60	0.00	-300599.60
	17-06-2022	ARUNACHAL PRADESH	-2177.526225	-2090.565064	197172.50	-29804.70	0.00
ASSAM		-16983.666845	-16912.912050	1136238.40	0.00	0.00	0.00
MANIPUR		-2568.295384	-2455.408614	567389.80	-4609.70	0.00	-4609.70
MEGHALAYA		608.589925	527.415564	-237869.50	-96233.70	0.00	-96233.70
MIZORAM		-1754.255142	-1503.656400	1486786.80	-10197.10	-44603.60	-54800.70
NAGALAND		-1881.429709	-1806.064536	348256.50	-8611.30	0.00	-8611.30
TRIPURA		-2503.402433	-2129.670150	2258990.70	0.00	0.00	0.00
AGBPP		3666.116250	4109.456000	1111211.10	-2206.10	0.00	-2206.10
AGTCCPP		2161.286500	2266.221600	252535.20	-2647.40	0.00	-2647.40
BGTPP		15264.521069	14982.935276	-743456.10	-353.80	0.00	-353.80
BNC		-24.464308	-21.772800	13609.60	-190.60	0.00	-190.60
PALATANA		7945.175266	7949.644220	41763.50	0.00	0.00	0.00
DOYANG		704.675000	721.836000	40923.00	-1441.20	0.00	-1441.20
LOKTAK		2489.750000	2496.129600	27339.30	0.00	0.00	0.00
PARE		2832.000000	2845.968000	35952.40	-1066.70	0.00	-1066.70
RANGANADI		9726.000000	9747.866546	58778.60	-661.80	0.00	-661.80
ER		-28122.086673	-15303.231238	64622005.20	-931524.80	-58159804.68	-59091329.48
NR		0.000000	-12151.563654	-62760606.40	-54132708.80	-56484545.76	-110617254.56
KAMENG		10560.022540	10633.527280	190166.60	-3696.20	0.00	-3696.20
18-06-2022		ARUNACHAL PRADESH	-2271.364246	-2359.344664	-227295.50	-37347.70	0.00
	ASSAM	-17781.453281	-17405.357846	1117155.20	-124844.00	-134058.62	-258902.62
	MANIPUR	-2413.582931	-2312.524832	574182.40	-3267.40	0.00	-3267.40
	MEGHALAYA	293.161208	260.737014	21850.20	-20501.10	-655.51	-21156.61
	MIZORAM	-1713.663136	-1519.663200	856660.10	-36768.40	0.00	-36768.40
	NAGALAND	-2030.953174	-1965.132936	387295.40	-6942.80	0.00	-6942.80
	TRIPURA	-2428.205714	-2258.878950	618400.10	-36896.60	-18552.00	-55448.60
	AGBPP	4306.631975	4574.160000	703973.70	-2200.10	0.00	-2200.10
	AGTCCPP	2328.722500	2390.224800	200706.40	0.00	0.00	0.00
	BGTPP	15600.732898	15277.137466	-739449.50	-37163.60	-22183.49	-59347.09
	BNC	-23.670140	-22.170600	5249.10	-414.20	0.00	-414.20
	PALATANA	7904.203185	7902.468652	195.90	-8526.70	0.00	-8526.70
	DOYANG	999.650000	999.554400	407.80	0.00	0.00	0.00
	LOKTAK	2489.750000	2487.355200	6394.90	0.00	0.00	0.00
	PARE	2832.000000	2779.344000	-167466.70	-6161.20	0.00	-6161.20
	RANGANADI	9768.000000	9770.803632	15536.50	-70.50	0.00	-70.50
	ER	-27432.650933	-15255.261719	53728320.30	-1182178.70	-48355488.27	-49537666.97
	NR	0.000000	-12146.327285	-53166912.70	-46550674.10	-47850221.43	-94400895.53
	KAMENG	10560.800040	10620.218185	152494.00	-3119.90	0.00	-3119.90


 (एस.एम.आइमोल/S.M.Aimol)
 निदेशक/Director
 उ.पू.क्षे.वि.स./NERPC
 विद्युत मंत्रालय/Min. of Power
 भारत सरकार/Govt. of India
 शिलॉंग/Shillong

NERPC, SHILLONG
Day-wise schedule, actual and Deviation charge statement
From 13-06-2022 to 19-06-2022

DATE	BENEFICIARY	SCH. TOTAL IN MWH	ACTUAL DRAWAL/GEN TOTAL IN MWH	DEVIATION CHARGE IN Rs.	ADDITIONAL DEVIATION CHARGE(Volume limit) IN Rs.	ADDITIONAL DEVIATION CHARGE(Sign Change Violation) IN Rs.	Total ADDITIONAL DEVIATION CHARGE IN Rs.
19-06-2022	ARUNACHAL PRADESH	-1984.347050	-2050.677064	-343104.30	-94676.50	-10293.13	-104969.63
	ASSAM	-17157.241585	-17188.811837	405856.80	-105379.50	-48702.82	-154082.32
	MANIPUR	-2379.634119	-2267.152803	305513.60	-95391.60	0.00	-95391.60
	MEGHALAYA	161.448694	115.693384	-160503.20	-168811.60	0.00	-168811.60
	MIZORAM	-1711.100418	-1461.483600	1065439.90	-9201.50	0.00	-9201.50
	NAGALAND	-1998.269854	-1873.972536	503316.10	-2784.00	0.00	-2784.00
	TRIPURA	-2856.184804	-2370.106050	1869013.90	-50272.90	0.00	-50272.90
	AGBPP	4020.437450	4473.720000	1129095.50	-28997.70	-33872.87	-62870.57
	AGTCCPP	2221.022500	2369.102400	369973.60	-17374.50	0.00	-17374.50
	BGTPP	12797.145550	12604.029084	-456439.50	-1168.70	0.00	-1168.70
	BNC	-21.891732	-22.944600	-5839.90	-2773.80	0.00	-2773.80
	PALATANA	7878.272094	7891.642763	57671.60	0.00	0.00	0.00
	DOYANG	983.000000	992.959200	28668.30	-383.70	0.00	-383.70
	LOKTAK	2489.750000	2493.201600	19946.00	0.00	0.00	0.00
	PARE	2832.000000	2845.401600	31317.10	-2926.20	0.00	-2926.20
	RANGANADI	9768.000000	9782.985639	33939.40	-3504.30	0.00	-3504.30
	ER	-25580.600278	-9560.587489	58140185.70	-4261408.60	-52326167.13	-56587575.73
	NR	0.000000	-16007.418181	-58438387.10	-52718748.30	-52594548.39	-105313296.69
	KAMENG	10560.800040	10626.836372	169198.10	-4476.60	0.00	-4476.60

SUMMARY OF WEEKLY DEVIATION CHARGES


	UTILITY	SCHEDULE(MWH)	ACTUAL(MWH)	DEVIATION CHARGE (IN RS)	ADDITIONAL DEVIATION CHARGE(Volume Limit) (IN RS)	ADDITIONAL DEVIATION CHARGE(Sign Change Violation) (IN RS)	Total ADDITIONAL DEVIATION CHARGE (IN RS)
FOR THE WEEK FROM 13-06-2022 TO 19-06-2022	RANGANADI	58360.000000	58624.859805	785658.10	-19020.70	0.00	-19020.70
	DOYANG	4421.975000	4484.527200	156835.80	-3482.50	0.00	-3482.50
	LOKTAK	17370.770000	17393.683200	118858.30	-252.70	0.00	-252.70
	PARE	19538.340000	19577.462400	78031.90	-12413.50	0.00	-12413.50
	KAMENG	84692.831242	84714.545444	-261238.40	-474148.30	0.00	-474148.30
	KHANDONG	0.000000	0.000000	0.00	0.00	0.00	0.00
	KOPILI	0.000000	0.000000	0.00	0.00	0.00	0.00
	KOPILI-2	0.000000	0.000000	0.00	0.00	0.00	0.00
	TRIPURA	-21173.591802	-19035.002550	10901773.70	-372986.60	-71382.61	-444369.21
	MIZORAM	-12104.168821	-10397.851200	9983248.70	-91675.40	-104127.48	-195802.88
	NAGALAND	-14057.482375	-13277.041752	4320310.70	-56938.20	-25726.29	-82664.49
	ASSAM	-129856.969022	-129298.517473	3728525.80	-2185666.70	-998996.51	-3184663.21
	MANIPUR	-17642.137067	-17204.485858	2184481.30	-323689.20	0.00	-323689.20
	BNC	-161.908369	-156.779400	19464.30	-9884.50	0.00	-9884.50
	ARUNACHAL PRADESH	-15321.058394	-15895.439448	-4309836.00	-895896.30	-1053963.79	-1949860.09
	MEGHALAYA	593.740032	47.413669	-1562541.00	-593964.50	-357576.08	-951540.58
	ER	-175453.698380	-75902.156954	571820444.60			
	NR	0.000000	-99443.200056	-575946124.60			
	AGBPP	29635.912800	31437.248000	4798495.60	-38048.10	-33872.87	-71920.97
	AGTCCPP	16936.024750	17668.888800	1978464.50	-37130.00	-11235.72	-48365.72
PALATANA	55309.717082	55393.175568	320657.70	-29055.20	0.00	-29055.20	
BGTPP	104531.127868	102552.904735	-4946063.60	-391690.30	-81469.24	-473159.54	
KAMENG_INF	0.000000	0.000000	0.00				

LEGEND: Energy:(+ve) means injection, (-ve) means drawal

Deviation Charge: (+ve) means receivable, (-ve) mean payable

(+) means under drawal/ over injection

(-) means vice-versa


 (एस.एम.आइमोल/S.M.Aimol)
 निदेशक/Director
 उ.पू.क्षे.विस./NERPC
 विद्युत मंत्रालय/Min. of Power
 भारत सरकार/Govt. of India
 शिलांग/Shillong